



NM Normal
20180310 - Normal

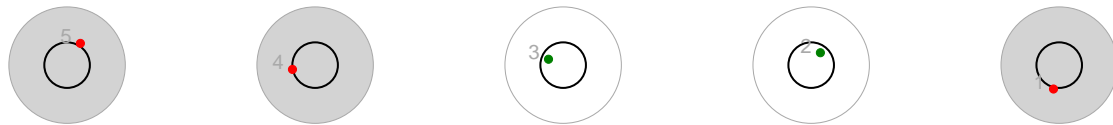


307 Markus Breivik

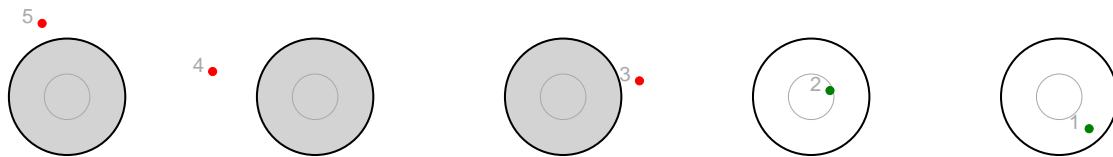
14 M19

P	1S	2S	3S	4S	5S	ShTm	Rnk	Sht.lmg.	P/S	La
3	14:39:10	0:07.2	0:04.3	0:02.8	0:03.8	00:18.1	-	● ● ③ ② ●	P	11
3	14:49:20	0:06.0	0:02.8	0:05.4	0:06.7	00:20.9	-	● ● ● ② ①	S	23
1	15:00:37	0:03.3	0:04.1	0:03.3	0:03.3	00:14.0	-	⑤ ④ ③ ● ①	P	11
2	15:11:05	0:03.3	0:06.7	0:03.0	0:02.6	00:15.6	-	⑤ ● ③ ● ①	S	23
9						01:08.6	-			

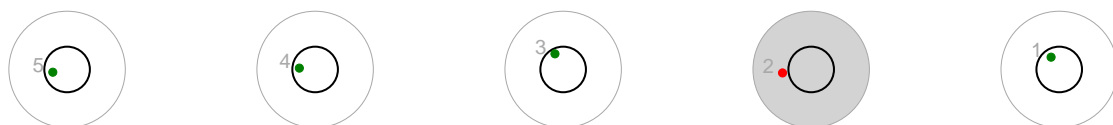
Series: 1 - Prone



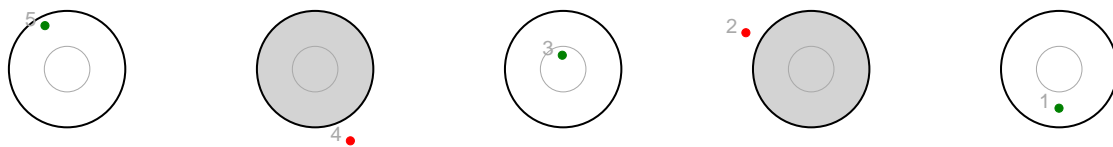
Series: 2 - Standing



Series: 3 - Prone



Series: 4 - Standing



The Biathlon score card presents accurate hit/miss and timing information in the results table. The graphic plot of each series, presents the location of the shots on each of the five targets. Please observe that the accuracy of the plotting has some limitations due to image resolution and/or printer quality. These results are anyway unofficial since only the final output from the timing system can provide complete and correct competition results.



NM Normal
20180310 - Normal

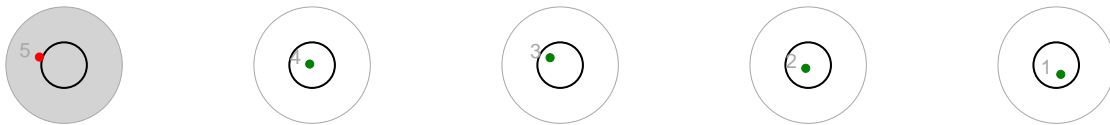


308 Odd Wæhre

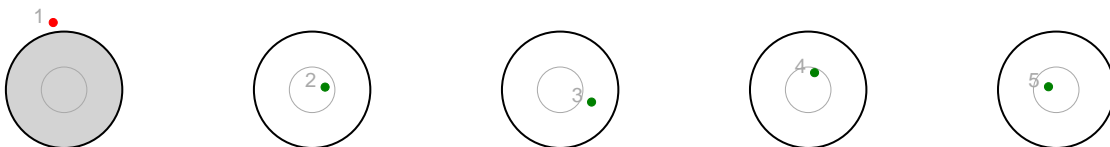
8 M19

P	1S	2S	3S	4S	5S	ShTm	Rnk	Sht.Img.	P/S	La
1	14:39:12	0:04.8	0:04.5	0:04.2	0:03.6	00:17.1	-	● ④ ③ ② ①	P	1
1	14:48:18	0:06.4	0:06.6	0:04.0	0:03.4	00:20.4	-	● ② ③ ④ ⑤	S	16
0	14:57:56	0:08.3	0:05.4	0:04.1	0:04.0	00:21.8	-	⑤ ④ ③ ② ①	P	1
0	15:07:12	0:07.3	0:06.1	0:05.4	0:05.2	00:24.0	-	① ② ③ ④ ⑤	S	20
2						01:23.3	-			

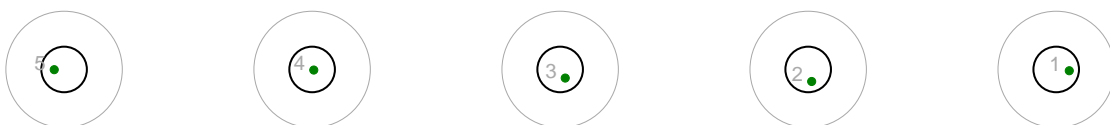
Series: 1 - Prone



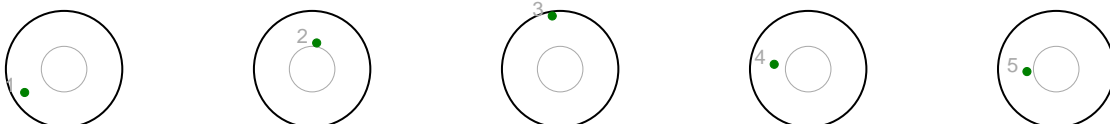
Series: 2 - Standing



Series: 3 - Prone



Series: 4 - Standing



The Biathlon score card presents accurate hit/miss and timing information in the results table. The graphic plot of each series, presents the location of the shots on each of the five targets. Please observe that the accuracy of the plotting has some limitations due to image resolution and/or printer quality. These results are anyway unofficial since only the final output from the timing system can provide complete and correct competition results.



NM Normal
20180310 - Normal

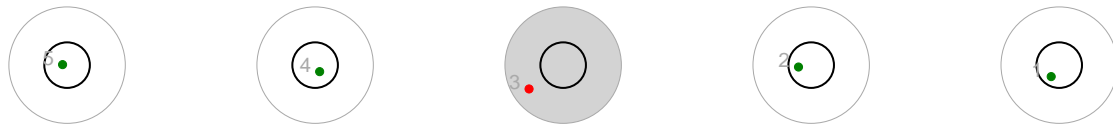


309 Magnus Raaum Langseth

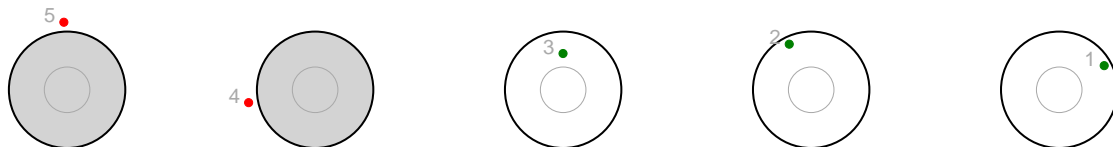
20 M19

P	1S	2S	3S	4S	5S	ShTm	Rnk	Sht.lmg.	P/S	La
1	14:38:51	0:03.0	0:03.0	0:02.8	0:03.2	00:12.0	-	⑤ ④ ● ② ①	P	10
2	14:46:48	0:02.6	0:02.2	0:02.5	0:02.6	00:09.9	-	● ● ③ ② ①	S	17
2	14:55:20	0:03.0	0:05.5	0:01.9	0:01.8	00:12.2	-	⑤ ④ ③ ● ●	P	10
3	15:03:53	0:02.4	0:02.4	0:02.2	0:02.4	00:09.4	-	⑤ ● ③ ● ●	S	16
8						00:43.5	-			

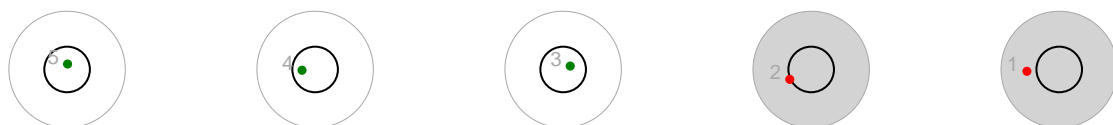
Series: 1 - Prone



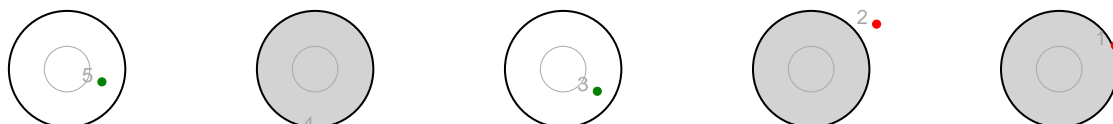
Series: 2 - Standing



Series: 3 - Prone



Series: 4 - Standing



The Biathlon score card presents accurate hit/miss and timing information in the results table. The graphic plot of each series, presents the location of the shots on each of the five targets. Please observe that the accuracy of the plotting has some limitations due to image resolution and/or printer quality. These results are anyway unofficial since only the final output from the timing system can provide complete and correct competition results.



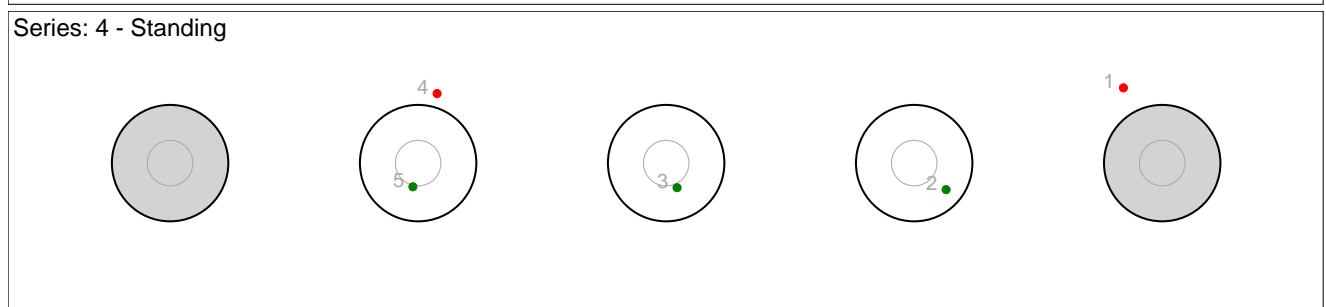
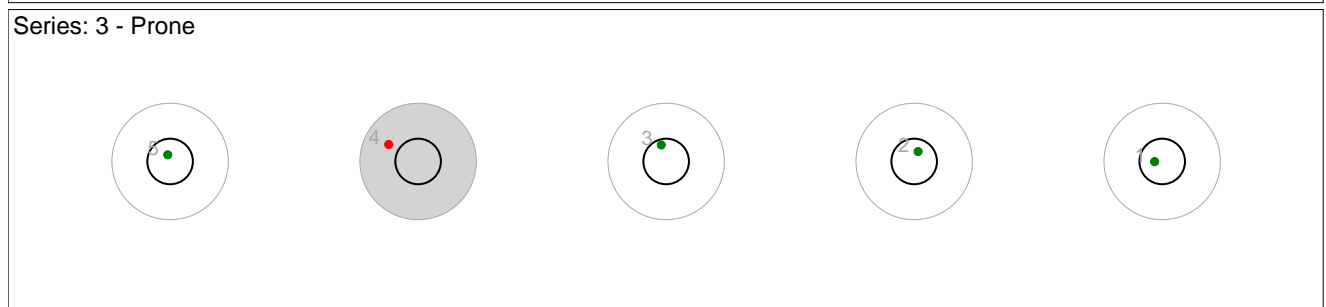
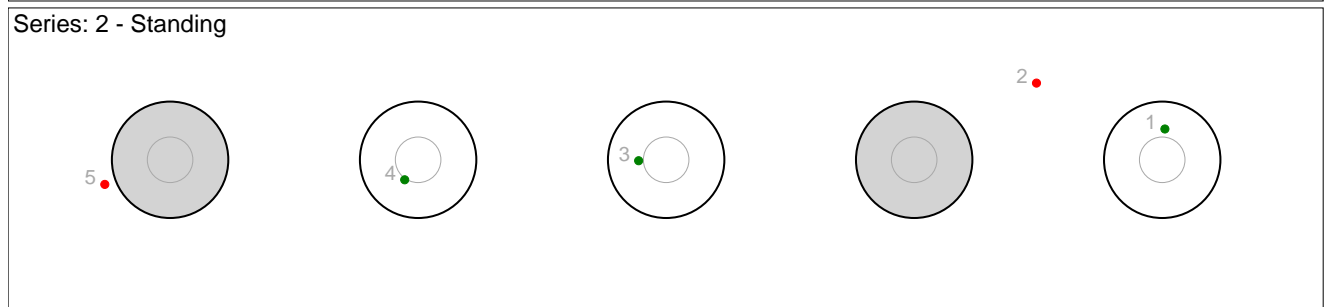
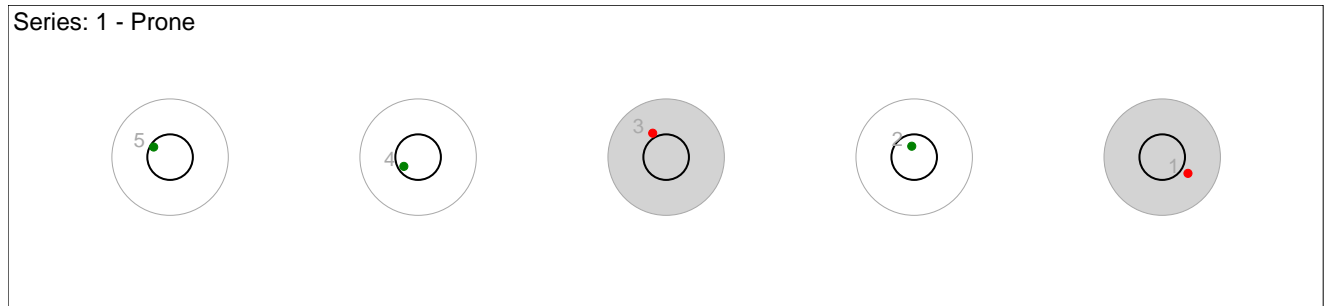
NM Normal
20180310 - Normal



310 Sindre Gjørseter

14 M19

P	1S	2S	3S	4S	5S	ShTm	Rnk	Sht.Img.	P/S	La
2	14:38:45	0:04.2	0:03.6	0:04.6	0:05.4	00:17.8	-	⑤ ④ ● ② ●	P	9
2	14:46:26	0:04.6	0:05.2	0:04.8	0:04.5	00:19.1	-	● ④ ③ ● ①	S	16
1	14:54:25	0:05.2	0:03.5	0:03.3	0:04.4	00:16.4	-	⑤ ● ③ ② ①	P	4
2	15:02:27	0:05.0	0:04.2	0:03.7	0:05.4	00:18.3	-	● ⑤ ③ ② ●	S	16
7						01:11.6	-			



The Biathlon score card presents accurate hit/miss and timing information in the results table. The graphic plot of each series, presents the location of the shots on each of the five targets. Please observe that the accuracy of the plotting has some limitations due to image resolution and/or printer quality. These results are anyway unofficial since only the final output from the timing system can provide complete and correct competition results.



NM Normal
20180310 - Normal

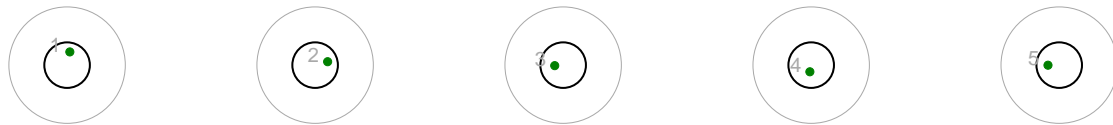


311 Kristoffer Schulz Solum

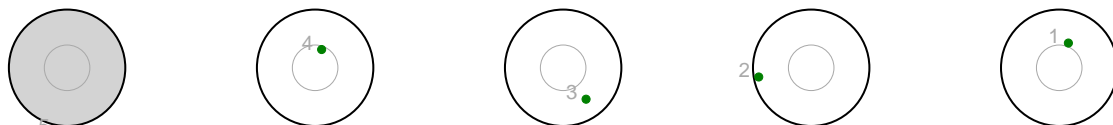
22 M19

P	1S	2S	3S	4S	5S	ShTm	Rnk	Sht.lmg.	P/S	La
0	14:39:54	0:04.9	0:04.8	0:05.1	0:04.9	00:19.7	-	① ② ③ ④ ⑤	P	7
1	14:48:12	0:03.5	0:03.4	0:02.7	0:02.7	00:12.3	-	● ④ ③ ② ①	S	20
0	14:56:43	0:05.0	0:04.6	0:04.6	0:04.9	00:19.1	-	① ② ③ ④ ⑤	P	6
2	15:05:06	0:03.0	0:04.3	0:04.0	0:03.6	00:14.9	-	⑤ ④ ● ● ①	S	20
3						01:06.0	-			

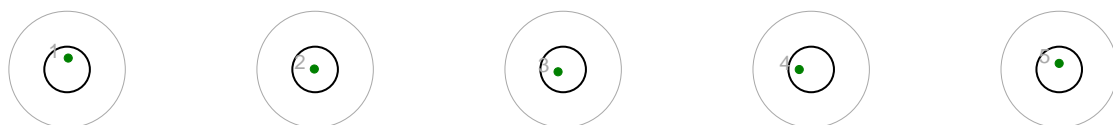
Series: 1 - Prone



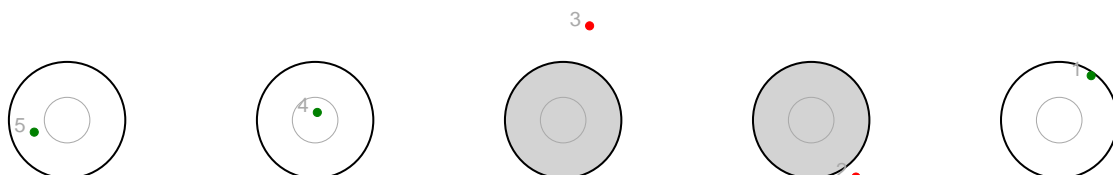
Series: 2 - Standing



Series: 3 - Prone



Series: 4 - Standing



The Biathlon score card presents accurate hit/miss and timing information in the results table. The graphic plot of each series, presents the location of the shots on each of the five targets. Please observe that the accuracy of the plotting has some limitations due to image resolution and/or printer quality. These results are anyway unofficial since only the final output from the timing system can provide complete and correct competition results.



NM Normal
20180310 - Normal

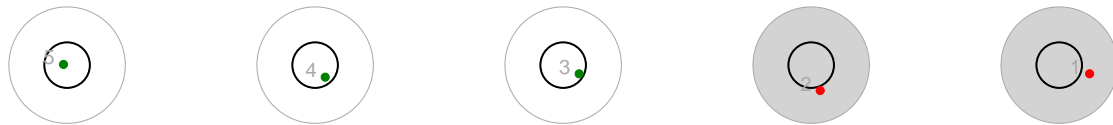


312 Henrik André Larsen

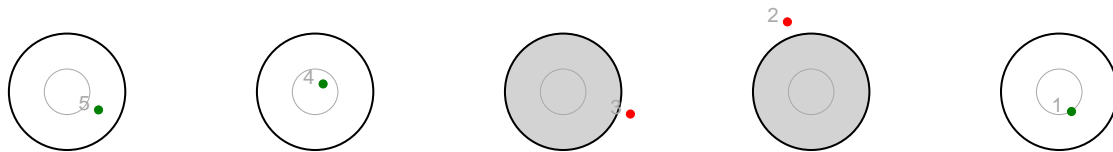
18 M19

P	1S	2S	3S	4S	5S	ShTm	Rnk	Sht.lmg.	P/S	La
2	14:40:38	0:05.0	0:08.4	0:04.7	0:04.6	00:22.7	-	⑤ ④ ③ ● ●	P	6
2	14:49:00	0:04.7	0:02.9	0:04.5	0:04.3	00:16.4	-	⑤ ④ ● ● ①	S	17
1	14:57:37	0:02.6	0:02.4	0:02.3	0:02.8	00:10.1	-	⑤ ● ③ ② ①	P	3
1	15:06:00	0:03.9	0:03.5	0:03.6	0:03.7	00:14.7	-	⑤ ④ ③ ● ①	S	16
6						01:03.9	-			

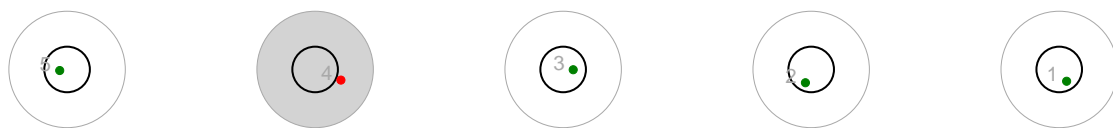
Series: 1 - Prone



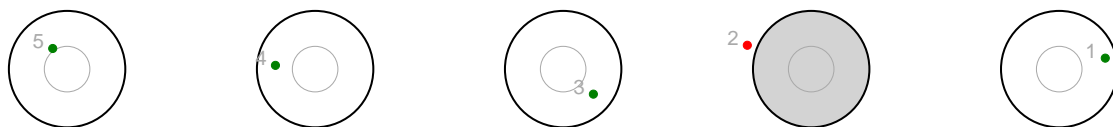
Series: 2 - Standing



Series: 3 - Prone



Series: 4 - Standing



The Biathlon score card presents accurate hit/miss and timing information in the results table. The graphic plot of each series, presents the location of the shots on each of the five targets. Please observe that the accuracy of the plotting has some limitations due to image resolution and/or printer quality. These results are anyway unofficial since only the final output from the timing system can provide complete and correct competition results.



NM Normal
20180310 - Normal

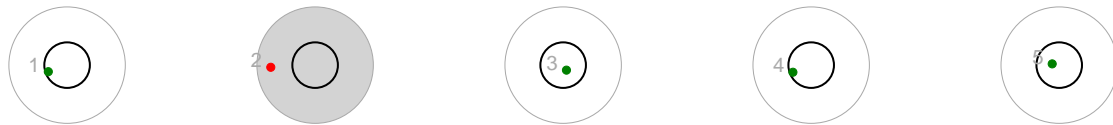


313 Sindre Davidsen Schonhowd

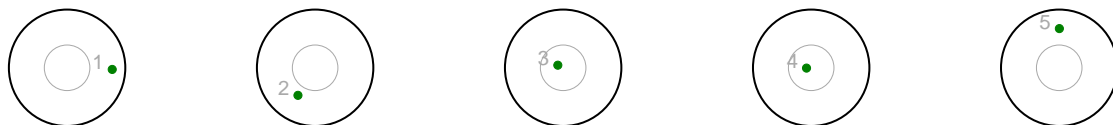
24 M19

P	1S	2S	3S	4S	5S	ShTm	Rnk	Sht.lmg.	P/S	La
1	14:40:59	0:04.5	0:05.3	0:04.5	0:04.8	00:19.1	-	① ● ③ ④ ⑤	P	4
0	14:48:59	0:02.7	0:02.4	0:02.2	0:02.2	00:09.5	-	① ② ③ ④ ⑤	S	21
3	14:57:22	0:05.7	0:07.8	0:02.8	0:03.3	00:19.6	-	● ● ③ ● ⑤	P	8
3	15:05:48	0:03.4	0:02.4	0:05.7	0:04.8	00:16.3	-	● ② ● ● ⑤	S	17
7						01:04.5	-			

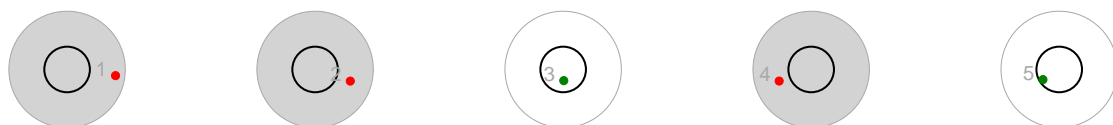
Series: 1 - Prone



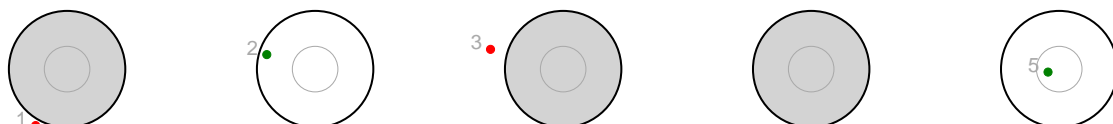
Series: 2 - Standing



Series: 3 - Prone



Series: 4 - Standing



The Biathlon score card presents accurate hit/miss and timing information in the results table. The graphic plot of each series, presents the location of the shots on each of the five targets. Please observe that the accuracy of the plotting has some limitations due to image resolution and/or printer quality. These results are anyway unofficial since only the final output from the timing system can provide complete and correct competition results.



NM Normal
20180310 - Normal

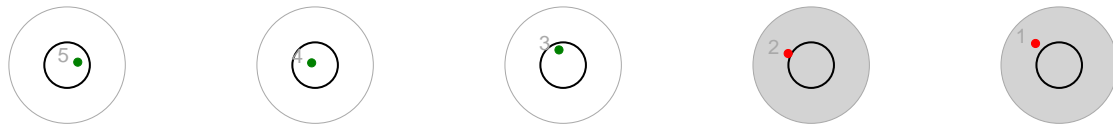


314 Ragnar Finden

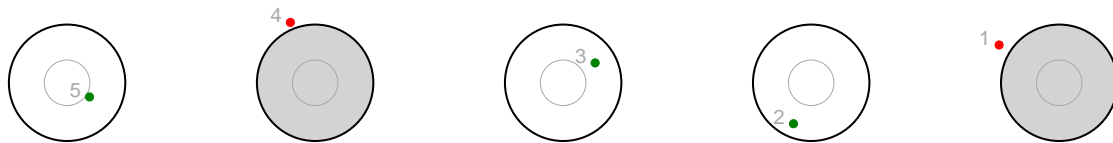
12 M19

P	1S	2S	3S	4S	5S	ShTm	Rnk	Sht.Img.	P/S	La
2	14:41:36	0:05.0	0:04.0	0:04.9	0:06.3	00:20.2	-	⑤ ④ ③ ● ●	P	9
2	14:50:11	0:04.5	0:03.1	0:03.2	0:02.9	00:13.7	-	⑤ ● ③ ② ●	S	16
0	14:59:09	0:04.6	0:05.3	0:04.5	0:04.2	00:18.6	-	⑤ ④ ③ ② ①	P	5
1	15:08:03	0:04.4	0:04.3	0:09.0	0:04.7	00:22.4	-	⑤ ● ③ ② ①	S	24
5						01:14.9	-			

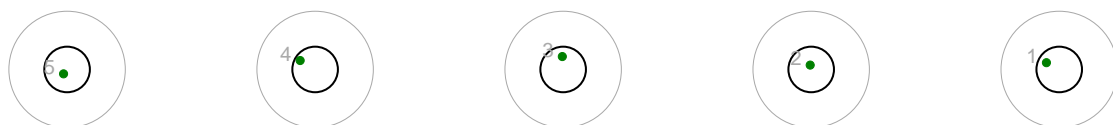
Series: 1 - Prone



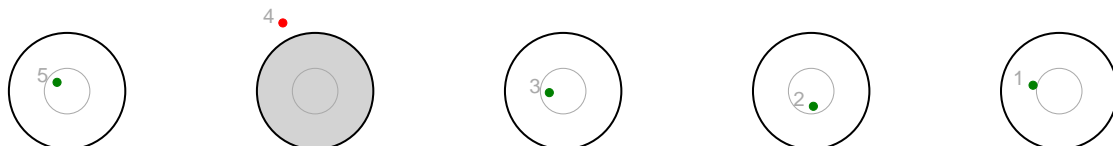
Series: 2 - Standing



Series: 3 - Prone



Series: 4 - Standing



The Biathlon score card presents accurate hit/miss and timing information in the results table. The graphic plot of each series, presents the location of the shots on each of the five targets. Please observe that the accuracy of the plotting has some limitations due to image resolution and/or printer quality. These results are anyway unofficial since only the final output from the timing system can provide complete and correct competition results.



NM Normal
20180310 - Normal

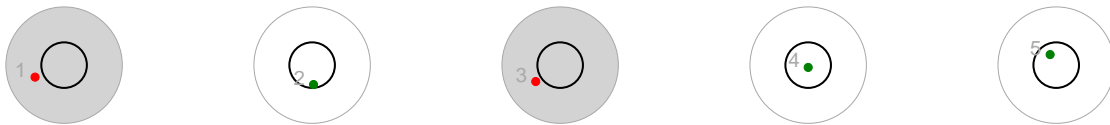


315 Sigurd Leren

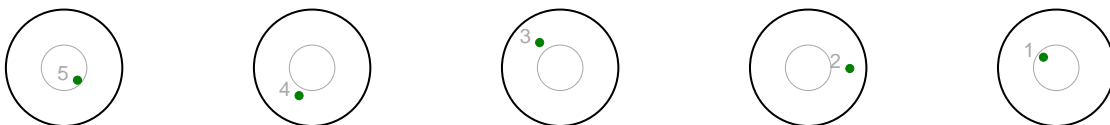
11 M19

P	1S	2S	3S	4S	5S	ShTm	Rnk	Sht.lmg.	P/S	La
2	14:41:33	0:03.0	0:03.4	0:03.2	0:03.8	00:13.4	-	● ② ● ④ ⑤	P	11
0	14:49:15	0:01.5	0:01.4	0:01.6	0:01.8	00:06.3	-	⑤ ④ ③ ② ①	S	22
1	14:57:12	0:03.5	0:03.1	0:03.6	0:03.4	00:13.6	-	① ● ③ ④ ⑤	P	9
2	15:05:16	0:01.2	0:01.5	0:01.5	0:01.7	00:05.9	-	⑤ ● ● ② ①	S	21
5						00:39.2	-			

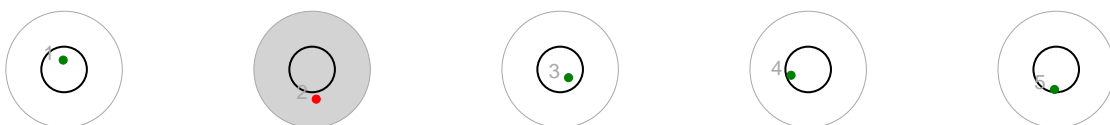
Series: 1 - Prone



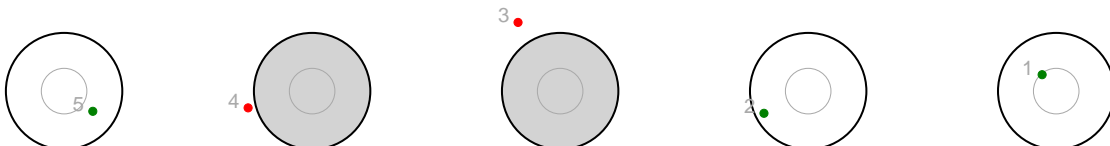
Series: 2 - Standing



Series: 3 - Prone



Series: 4 - Standing



The Biathlon score card presents accurate hit/miss and timing information in the results table. The graphic plot of each series, presents the location of the shots on each of the five targets. Please observe that the accuracy of the plotting has some limitations due to image resolution and/or printer quality. These results are anyway unofficial since only the final output from the timing system can provide complete and correct competition results.



NM Normal
20180310 - Normal

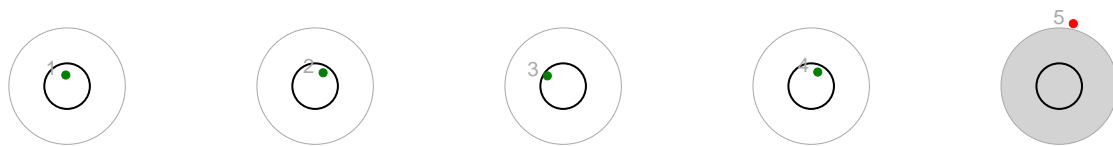


316 Vidar Brenna

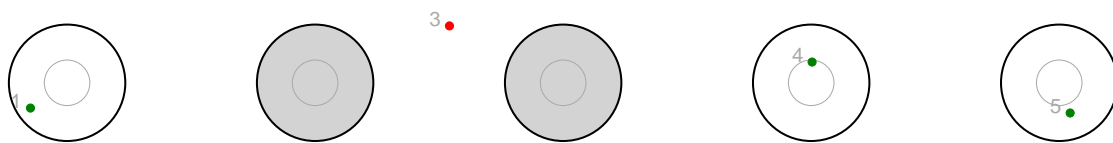
11 M19

P	1S	2S	3S	4S	5S	ShTm	Rnk	Sht.lmg.	P/S	La
1	14:42:39	0:02.3	0:02.2	0:03.5	0:02.8	00:10.8	-	① ② ③ ④ ●	P	15
2	14:51:07	0:02.4	0:02.0	0:02.3	0:02.4	00:09.1	-	① ● ● ④ ⑤	S	18
1	15:00:15	0:02.3	0:03.5	0:04.5	0:03.1	00:13.4	-	① ● ③ ④ ⑤	P	15
2	15:09:17	0:08.7	0:02.2	0:02.0	0:02.4	00:15.3	-	● ② ③ ④ ●	S	16
6						00:48.6	-			

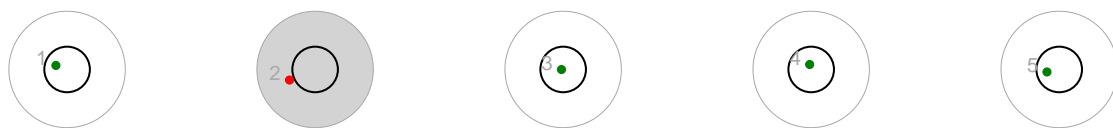
Series: 1 - Prone



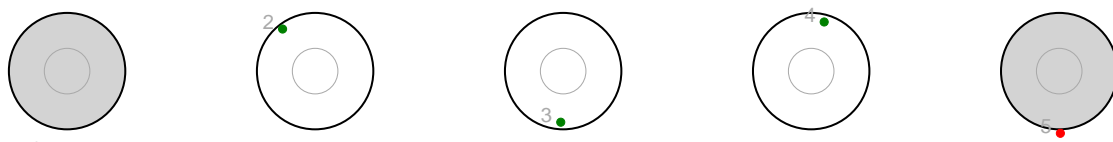
Series: 2 - Standing



Series: 3 - Prone



Series: 4 - Standing



The Biathlon score card presents accurate hit/miss and timing information in the results table. The graphic plot of each series, presents the location of the shots on each of the five targets. Please observe that the accuracy of the plotting has some limitations due to image resolution and/or printer quality. These results are anyway unofficial since only the final output from the timing system can provide complete and correct competition results.



NM Normal
20180310 - Normal

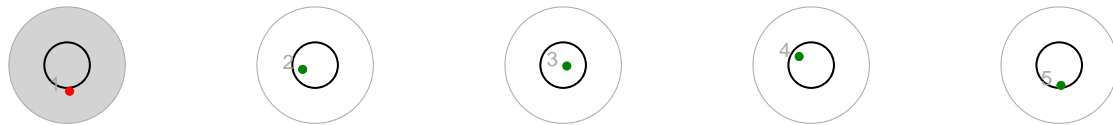


317 Erik Kjosnes Wekre

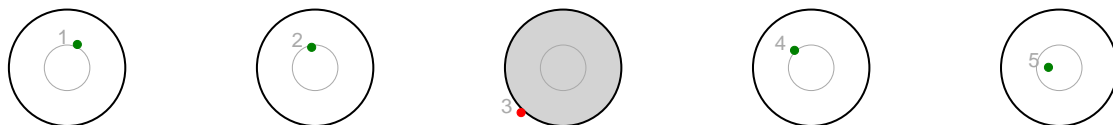
17 M19

P	1S	2S	3S	4S	5S	ShTm	Rnk	Sht.Img.	P/S	La
1	14:42:36	0:05.2	0:04.0	0:04.0	0:04.1	00:17.3	-	● ② ③ ④ ⑤	P	12
1	14:50:42	0:03.5	0:03.0	0:03.2	0:03.1	00:12.8	-	① ② ● ④ ⑤	S	17
2	14:59:07	0:05.6	0:04.1	0:04.0	0:06.1	00:19.8	-	● ② ③ ● ⑤	P	8
3	15:07:28	0:04.0	0:02.9	0:02.8	0:03.3	00:13.0	-	● ② ③ ● ●	S	16
7						01:02.9	-			

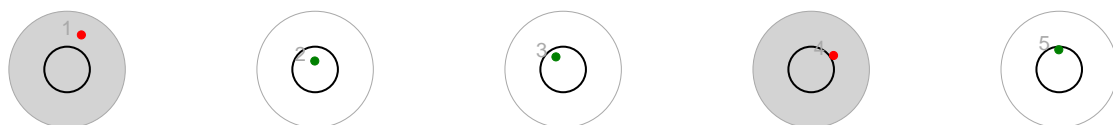
Series: 1 - Prone



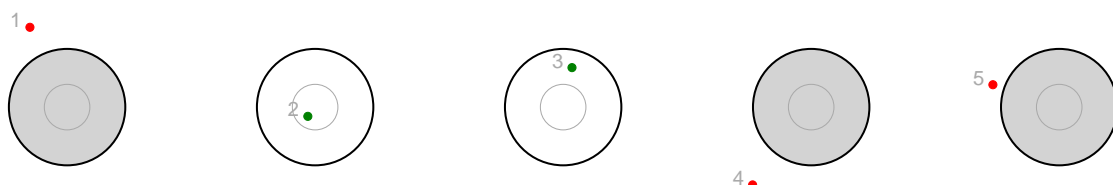
Series: 2 - Standing



Series: 3 - Prone



Series: 4 - Standing



The Biathlon score card presents accurate hit/miss and timing information in the results table. The graphic plot of each series, presents the location of the shots on each of the five targets. Please observe that the accuracy of the plotting has some limitations due to image resolution and/or printer quality. These results are anyway unofficial since only the final output from the timing system can provide complete and correct competition results.



NM Normal
20180310 - Normal

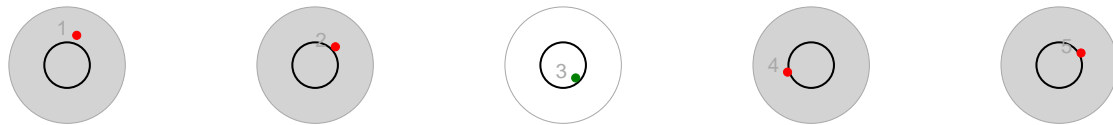


318 Tobias Karlsen

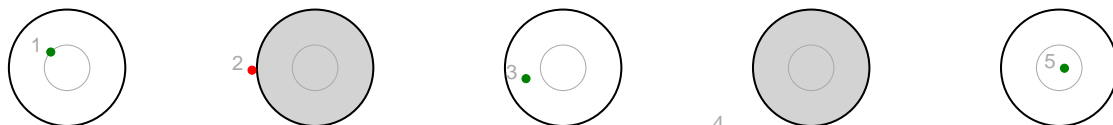
13 M19

P	1S	2S	3S	4S	5S	ShTm	Rnk	Sht.lmg.	P/S	La
4	14:43:39	0:04.4	0:11.8	0:04.5	0:03.9	00:24.6	-	● ● ③ ● ●	P	8
2	14:52:22	0:02.8	0:02.5	0:03.4	0:02.8	00:11.5	-	① ● ③ ● ⑤	S	24
3	15:01:14	0:03.5	0:03.1	0:02.8	0:02.9	00:12.3	-	● ● ③ ④ ●	P	10
4	15:09:45	0:01.8	0:01.9	0:02.5	0:01.9	00:08.1	-	● ● ③ ● ●	S	26
13						00:56.5	-			

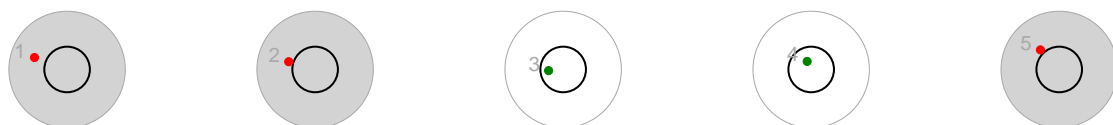
Series: 1 - Prone



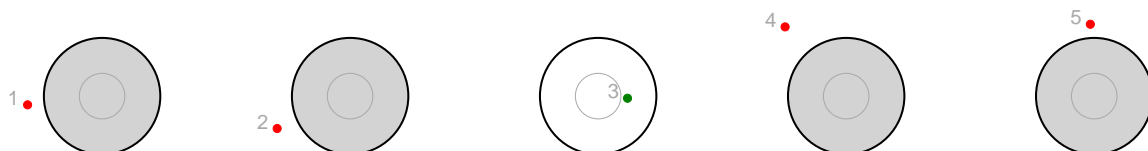
Series: 2 - Standing



Series: 3 - Prone



Series: 4 - Standing



The Biathlon score card presents accurate hit/miss and timing information in the results table. The graphic plot of each series, presents the location of the shots on each of the five targets. Please observe that the accuracy of the plotting has some limitations due to image resolution and/or printer quality. These results are anyway unofficial since only the final output from the timing system can provide complete and correct competition results.



NM Normal
20180310 - Normal

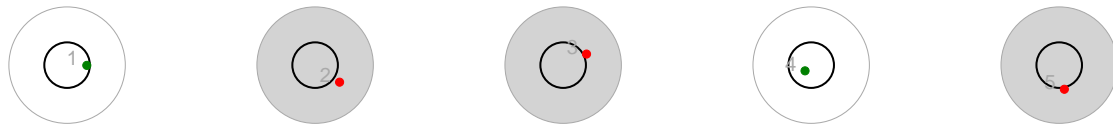


319 Martin Solberg

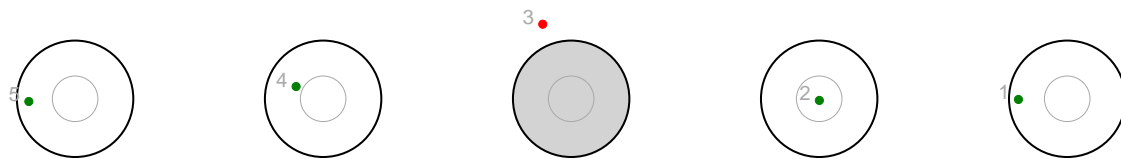
13 M19

P	1S	2S	3S	4S	5S	ShTm	Rnk	Sht.lmg.	P/S	La
3	14:44:17	0:02.7	0:02.5	0:08.5	0:02.4	00:16.1	-	① ● ● ④ ●	P	2
1	14:53:11	0:02.2	0:01.8	0:01.5	0:01.5	00:07.0	-	⑤ ④ ● ② ①	S	18
0	15:02:42	0:02.1	0:01.9	0:01.7	0:06.0	00:11.7	-	① ② ③ ④ ⑤	P	6
2	15:11:50	0:07.0	0:01.6	0:01.4	0:01.2	00:11.2	-	● ● ③ ② ①	S	18
6						00:46.0	-			

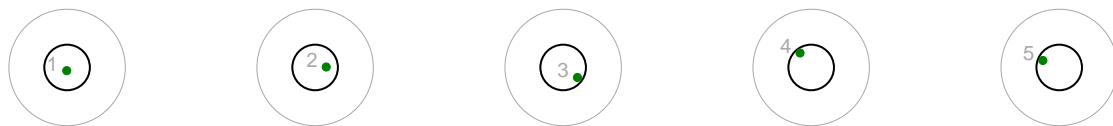
Series: 1 - Prone



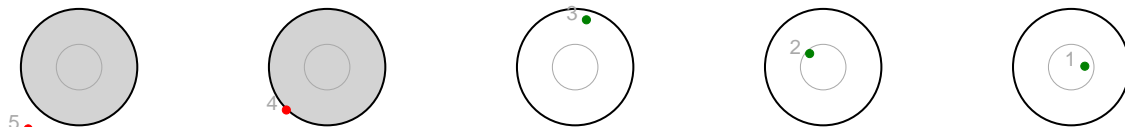
Series: 2 - Standing



Series: 3 - Prone



Series: 4 - Standing



The Biathlon score card presents accurate hit/miss and timing information in the results table. The graphic plot of each series, presents the location of the shots on each of the five targets. Please observe that the accuracy of the plotting has some limitations due to image resolution and/or printer quality. These results are anyway unofficial since only the final output from the timing system can provide complete and correct competition results.



NM Normal
20180310 - Normal

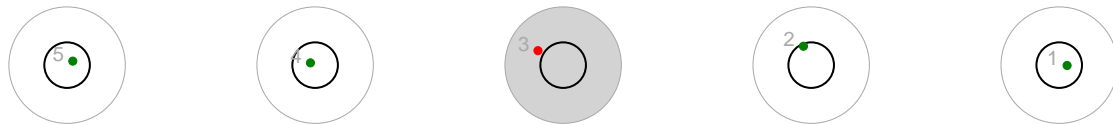


320 Halvor Taalesen Tjøntveit

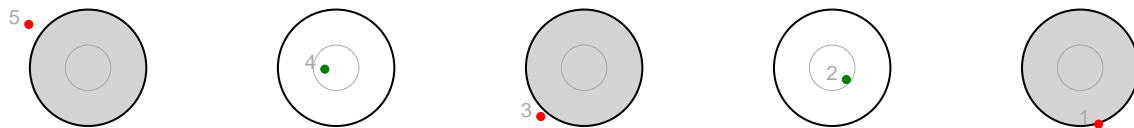
24 M19

P	1S	2S	3S	4S	5S	ShTm	Rnk	Sht.lmg.	P/S	La
1	14:44:00	0:03.8	0:02.8	0:04.3	0:03.1	00:14.0	-	⑤ ④ ● ② ①	P	10
3	14:51:46	0:01.8	0:01.5	0:01.6	0:01.2	00:06.1	-	● ④ ● ② ●	S	20
0	15:00:10	0:02.5	0:02.4	0:02.3	0:02.2	00:09.4	-	⑤ ④ ③ ② ①	P	12
3	15:08:26	0:02.0	0:01.8	0:01.3	0:02.9	00:08.0	-	● ● ● ② ①	S	21
7						00:37.5	-			

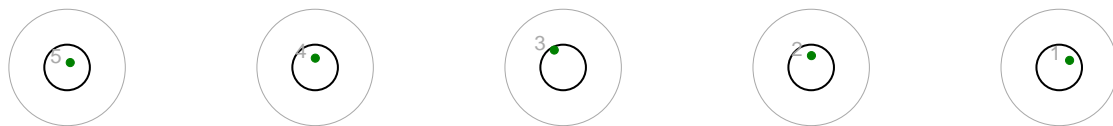
Series: 1 - Prone



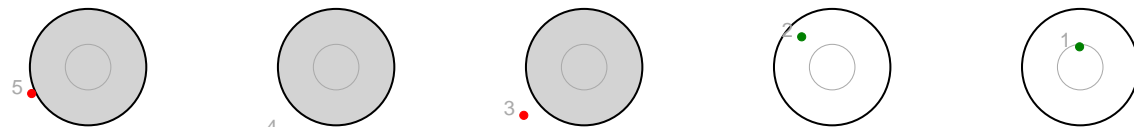
Series: 2 - Standing



Series: 3 - Prone



Series: 4 - Standing



The Biathlon score card presents accurate hit/miss and timing information in the results table. The graphic plot of each series, presents the location of the shots on each of the five targets. Please observe that the accuracy of the plotting has some limitations due to image resolution and/or printer quality. These results are anyway unofficial since only the final output from the timing system can provide complete and correct competition results.



NM Normal
20180310 - Normal

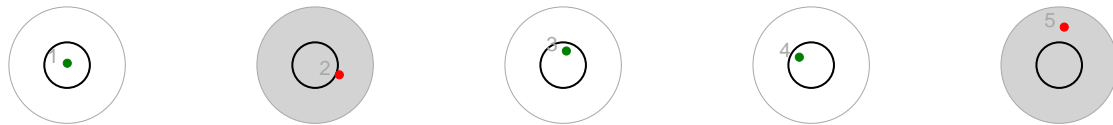


322 Johan-Olav Botn

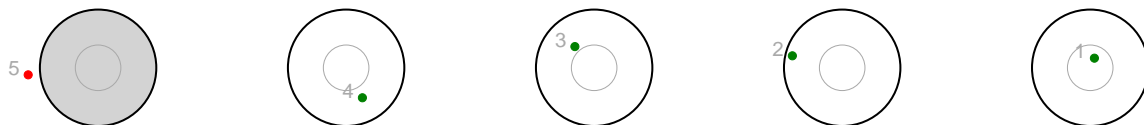
14 M19

P	1S	2S	3S	4S	5S	ShTm	Rnk	Sht.lmg.	P/S	La
2	14:44:44	0:03.6	0:04.8	0:04.6	0:04.4	00:17.4	-	① ● ③ ④ ●	P	13
1	14:52:02	0:02.7	0:02.7	0:03.7	0:03.4	00:12.5	-	● ④ ③ ② ①	S	23
1	14:59:44	0:03.7	0:04.1	0:04.7	0:04.4	00:16.9	-	① ● ③ ④ ⑤	P	13
0	15:07:14	0:02.6	0:01.8	0:01.7	0:02.2	00:08.3	-	⑤ ④ ③ ② ①	S	23
4						00:55.1	-			

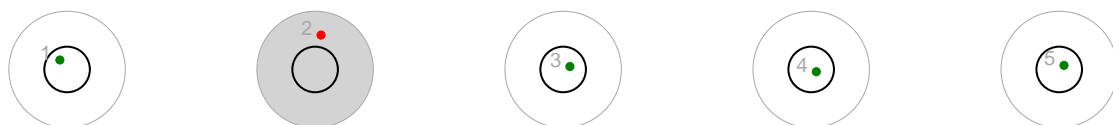
Series: 1 - Prone



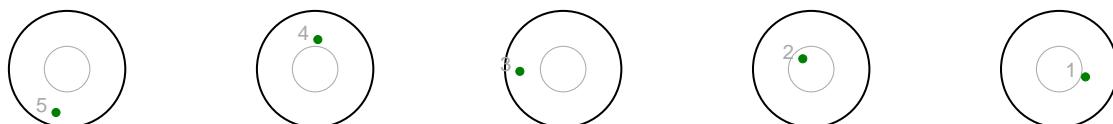
Series: 2 - Standing



Series: 3 - Prone



Series: 4 - Standing



The Biathlon score card presents accurate hit/miss and timing information in the results table. The graphic plot of each series, presents the location of the shots on each of the five targets. Please observe that the accuracy of the plotting has some limitations due to image resolution and/or printer quality. These results are anyway unofficial since only the final output from the timing system can provide complete and correct competition results.



NM Normal
20180310 - Normal

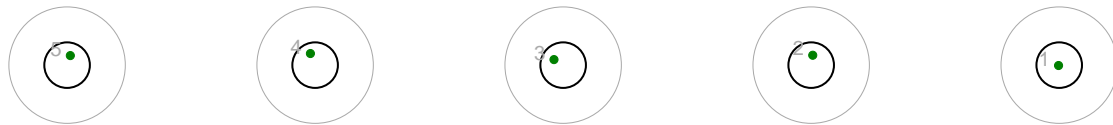


323 Kristoffer Sørnes

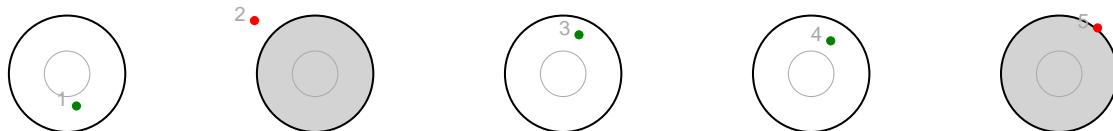
16 M19

P	1S	2S	3S	4S	5S	ShTm	Rnk	Sht.Img.	P/S	La
0	14:45:24	0:04.0	0:04.0	0:03.8	0:03.9	00:15.7	-	⑤ ④ ③ ② ①	P	4
2	14:52:59	0:03.4	0:03.6	0:03.3	0:03.6	00:13.9	-	① ● ③ ④ ●	S	16
4	15:00:48	0:04.3	0:04.5	0:05.6	0:03.3	00:17.7	-	● ● ● ② ●	P	4
3	15:08:32	0:03.1	0:02.1	0:02.3	0:02.3	00:09.8	-	① ● ● ● ● ⑤	S	17
9						00:57.1	-			

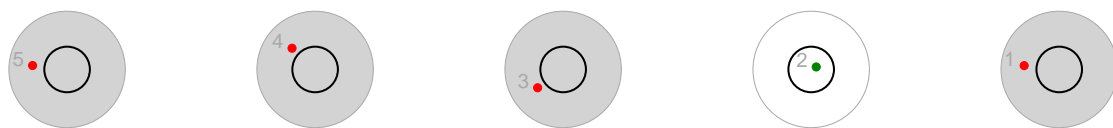
Series: 1 - Prone



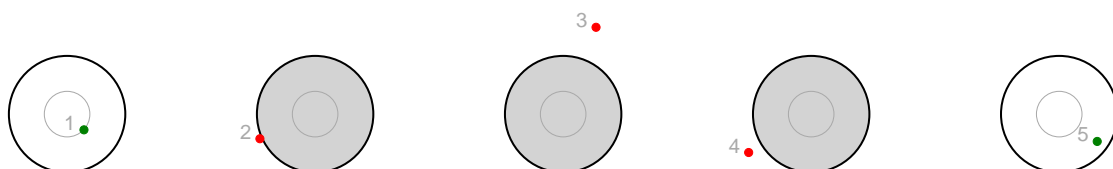
Series: 2 - Standing



Series: 3 - Prone



Series: 4 - Standing



The Biathlon score card presents accurate hit/miss and timing information in the results table. The graphic plot of each series, presents the location of the shots on each of the five targets. Please observe that the accuracy of the plotting has some limitations due to image resolution and/or printer quality. These results are anyway unofficial since only the final output from the timing system can provide complete and correct competition results.



NM Normal
20180310 - Normal

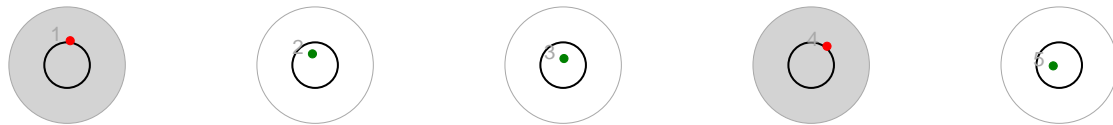


324 Jo Brøste Nørstegård

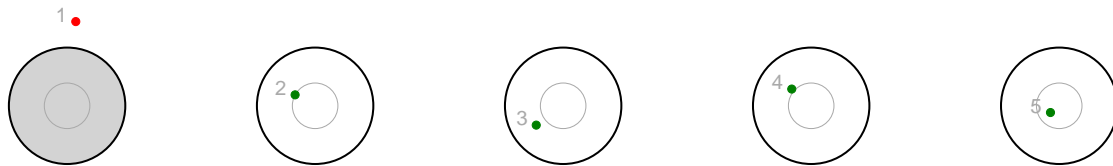
19 M19

P	1S	2S	3S	4S	5S	ShTm	Rnk	Sht.lmg.	P/S	La
2	14:45:55	0:02.4	0:02.2	0:02.1	0:03.9	00:10.6	-	● ② ③ ● ⑤	P	13
1	14:53:46	0:02.7	0:01.9	0:01.9	0:01.8	00:08.3	-	● ② ③ ④ ⑤	S	16
1	15:01:52	0:02.1	0:02.7	0:04.5	0:02.1	00:11.4	-	● ② ③ ④ ⑤	P	13
1	15:09:43	0:01.5	0:01.7	0:01.7	0:01.7	00:06.6	-	① ● ③ ④ ⑤	S	25
5						00:36.9	-			

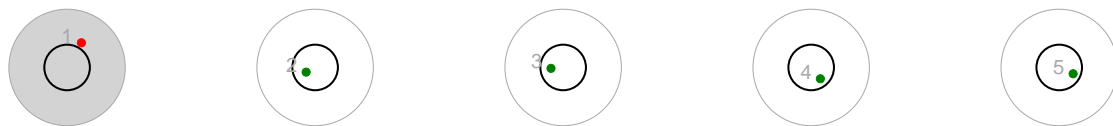
Series: 1 - Prone



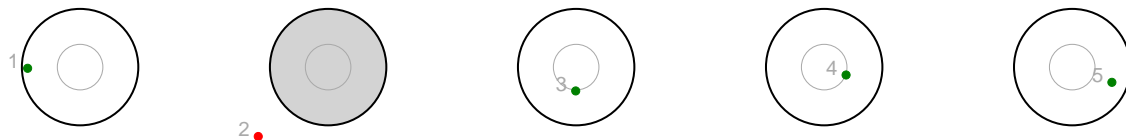
Series: 2 - Standing



Series: 3 - Prone



Series: 4 - Standing



The Biathlon score card presents accurate hit/miss and timing information in the results table. The graphic plot of each series, presents the location of the shots on each of the five targets. Please observe that the accuracy of the plotting has some limitations due to image resolution and/or printer quality. These results are anyway unofficial since only the final output from the timing system can provide complete and correct competition results.



NM Normal
20180310 - Normal

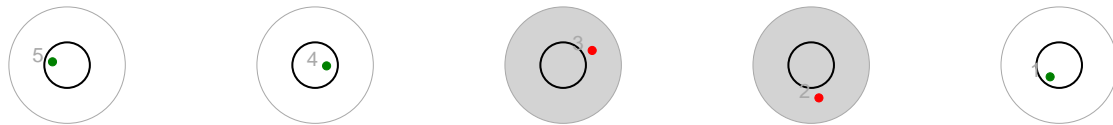


325 Herman Riber

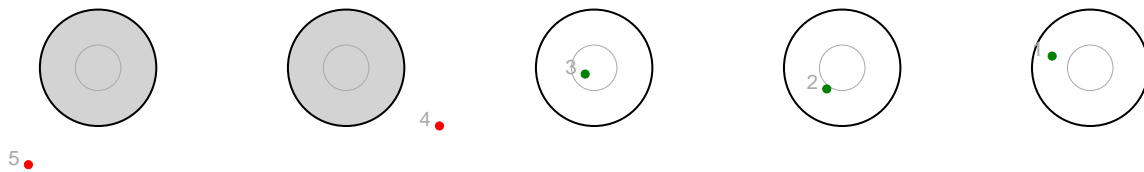
11 M19

P	1S	2S	3S	4S	5S	ShTm	Rnk	Sht.lmg.	P/S	La
2	14:48:21	0:02.1	0:02.0	0:02.2	0:02.1	00:08.4	-	⑤ ④ ● ● ①	P	7
2	14:58:12	0:02.2	0:02.6	0:02.4	0:02.4	00:09.6	-	● ● ③ ② ①	S	16
1	15:08:58	0:03.3	0:03.4	0:03.3	0:03.9	00:13.9	-	⑤ ④ ③ ● ①	P	7
2	15:19:28	0:01.8	0:01.5	0:01.3	0:01.3	00:05.9	-	● ④ ③ ● ①	S	17
7						00:37.8	-			

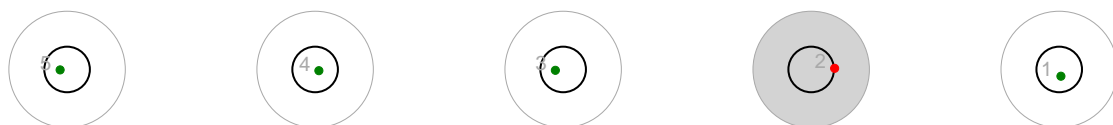
Series: 1 - Prone



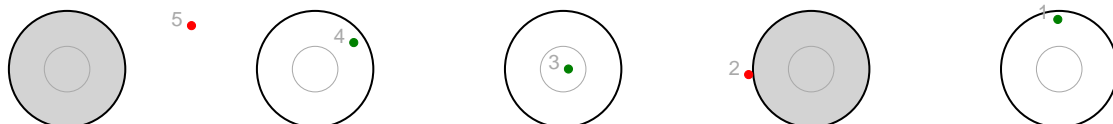
Series: 2 - Standing



Series: 3 - Prone



Series: 4 - Standing



The Biathlon score card presents accurate hit/miss and timing information in the results table. The graphic plot of each series, presents the location of the shots on each of the five targets. Please observe that the accuracy of the plotting has some limitations due to image resolution and/or printer quality. These results are anyway unofficial since only the final output from the timing system can provide complete and correct competition results.



NM Normal
20180310 - Normal

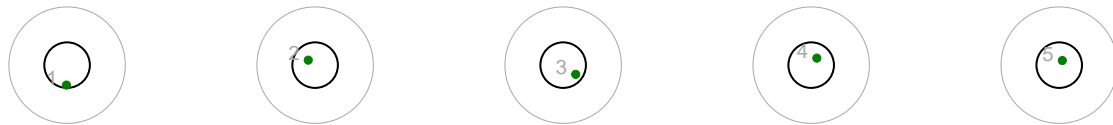


326 Lars Hammernes Leopold

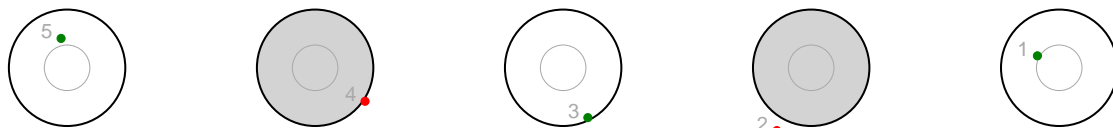
21 M19

P	1S	2S	3S	4S	5S	ShTm	Rnk	Sht.lmg.	P/S	La
0	14:46:43	0:03.1	0:03.1	0:03.1	0:03.1	00:12.4	-	① ② ③ ④ ⑤	P	4
2	14:54:00	0:03.5	0:03.6	0:03.8	0:03.7	00:14.6	-	⑤ ● ③ ● ①	S	19
0	15:01:44	0:04.4	0:03.0	0:03.1	0:03.1	00:13.6	-	① ② ③ ④ ⑤	P	5
0	15:09:18	0:03.2	0:03.1	0:03.0	0:03.2	00:12.5	-	⑤ ④ ③ ② ①	S	20
2						00:53.1	-			

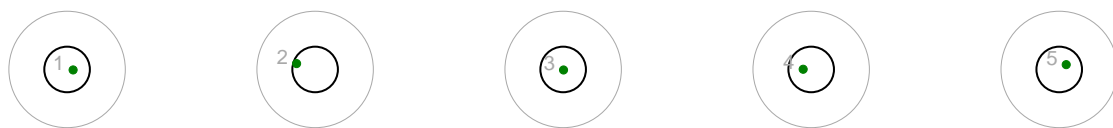
Series: 1 - Prone



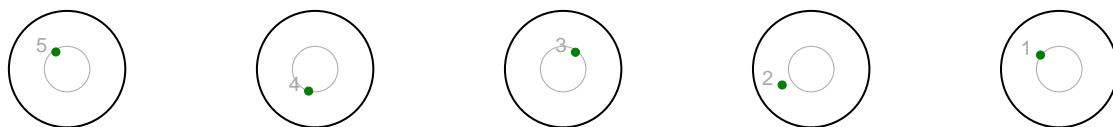
Series: 2 - Standing



Series: 3 - Prone



Series: 4 - Standing



The Biathlon score card presents accurate hit/miss and timing information in the results table. The graphic plot of each series, presents the location of the shots on each of the five targets. Please observe that the accuracy of the plotting has some limitations due to image resolution and/or printer quality. These results are anyway unofficial since only the final output from the timing system can provide complete and correct competition results.



NM Normal
20180310 - Normal

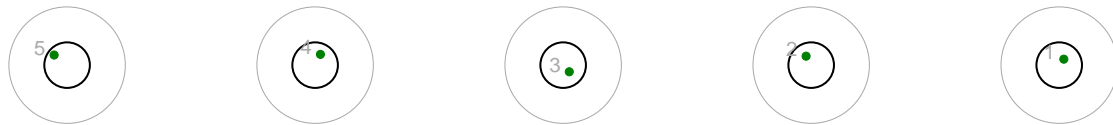


327 Filip Fjeld ANDERSEN

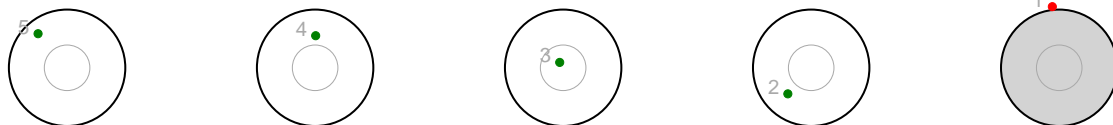
19 M19

P	1S	2S	3S	4S	5S	ShTm	Rnk	Sht.lmg.	P/S	La
0	14:47:17	0:03.2	0:02.7	0:02.7	0:02.8	00:11.4	-	⑤ ④ ③ ② ①	P	2
1	14:54:29	0:02.5	0:02.5	0:02.6	0:02.7	00:10.3	-	⑤ ④ ③ ② ●	S	17
1	15:02:09	0:03.8	0:03.1	0:03.0	0:03.0	00:12.9	-	● ④ ③ ② ①	P	3
1	15:09:32	0:02.9	0:02.4	0:02.4	0:02.2	00:09.9	-	● ④ ③ ② ①	S	18
3						00:44.5	-			

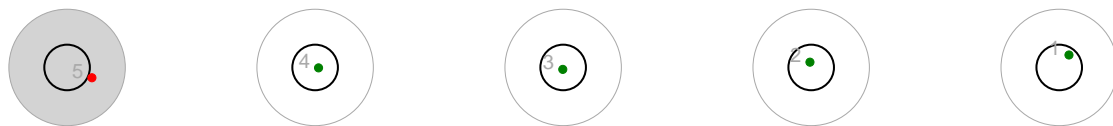
Series: 1 - Prone



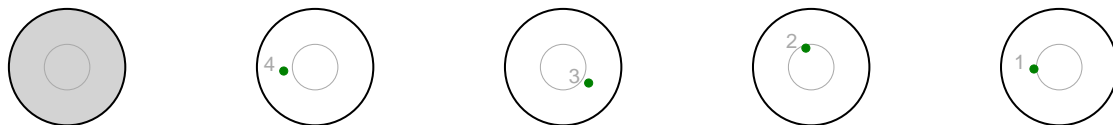
Series: 2 - Standing



Series: 3 - Prone



Series: 4 - Standing



The Biathlon score card presents accurate hit/miss and timing information in the results table. The graphic plot of each series, presents the location of the shots on each of the five targets. Please observe that the accuracy of the plotting has some limitations due to image resolution and/or printer quality. These results are anyway unofficial since only the final output from the timing system can provide complete and correct competition results.



NM Normal
20180310 - Normal

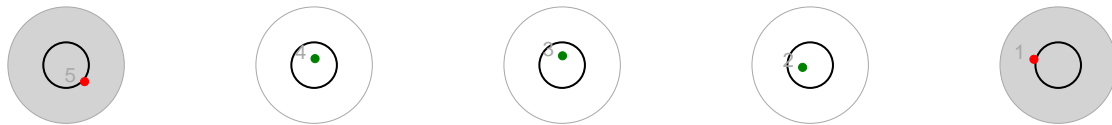


328 Eirik Kjøl Tornes

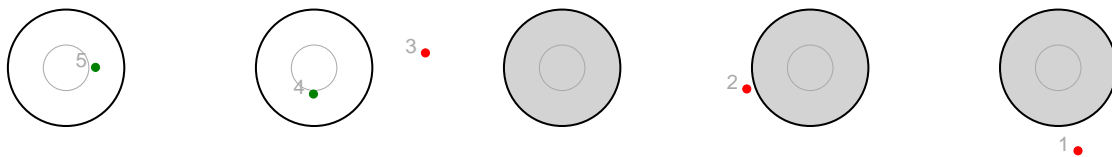
16 M19

P	1S	2S	3S	4S	5S	ShTm	Rnk	Sht.lmg.	P/S	La
2	14:47:44	0:04.0	0:03.8	0:04.2	0:04.0	00:16.0	-	● ④ ③ ② ●	P	11
3	14:55:08	0:02.8	0:02.0	0:02.2	0:01.7	00:08.7	-	⑤ ④ ● ● ●	S	18
0	15:02:43	0:04.0	0:03.8	0:04.0	0:03.1	00:14.9	-	⑤ ④ ③ ② ①	P	11
2	15:10:24	0:02.9	0:01.8	0:02.0	0:02.9	00:09.6	-	⑤ ● ③ ② ●	S	20
7						00:49.2	-			

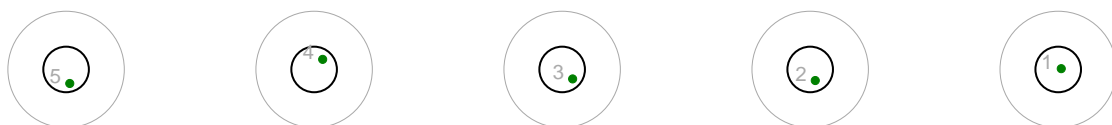
Series: 1 - Prone



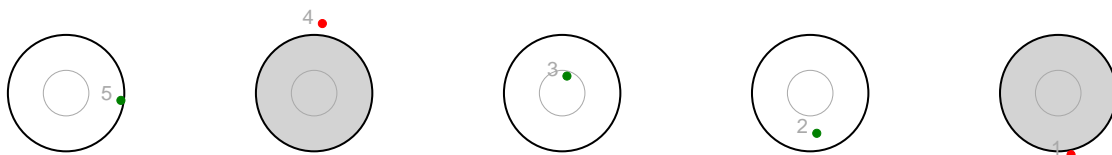
Series: 2 - Standing



Series: 3 - Prone



Series: 4 - Standing



The Biathlon score card presents accurate hit/miss and timing information in the results table. The graphic plot of each series, presents the location of the shots on each of the five targets. Please observe that the accuracy of the plotting has some limitations due to image resolution and/or printer quality. These results are anyway unofficial since only the final output from the timing system can provide complete and correct competition results.



NM Normal
20180310 - Normal

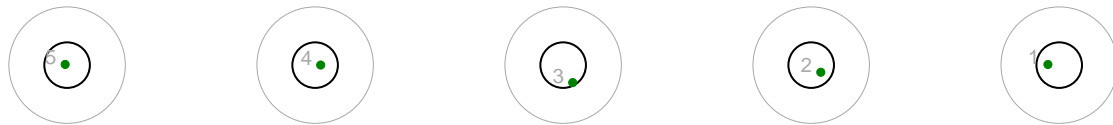


329 Ole Christian JOHNSRUD

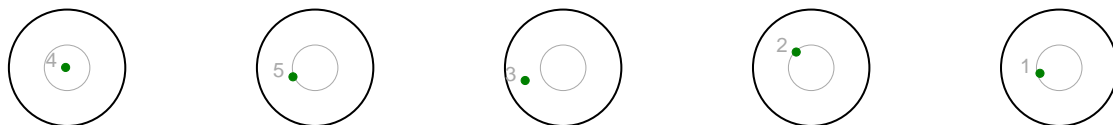
21 M19

P	1S	2S	3S	4S	5S	ShTm	Rnk	Sht.lmg.	P/S	La
0	14:48:29	0:03.6	0:03.8	0:03.7	0:04.0	00:15.1	-	⑤ ④ ③ ② ①	P	14
0	14:56:16	0:02.7	0:02.5	0:02.2	0:02.3	00:09.7	-	④ ⑤ ③ ② ①	S	17
3	15:04:32	0:03.4	0:03.0	0:06.1	0:02.6	00:15.1	-	⑤ ● ● ● ①	P	13
1	15:12:45	0:02.5	0:02.0	0:02.0	0:02.1	00:08.6	-	④ ⑤ ③ ● ①	S	19
4						00:48.5	-			

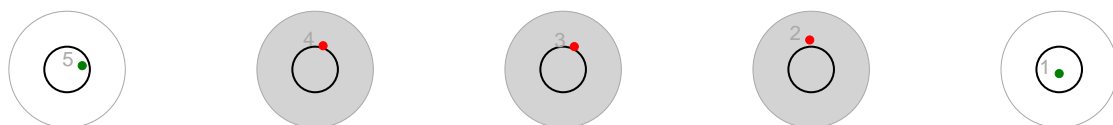
Series: 1 - Prone



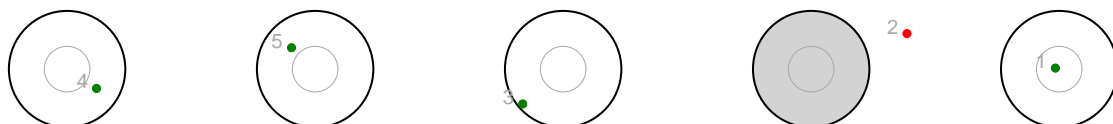
Series: 2 - Standing



Series: 3 - Prone



Series: 4 - Standing



The Biathlon score card presents accurate hit/miss and timing information in the results table. The graphic plot of each series, presents the location of the shots on each of the five targets. Please observe that the accuracy of the plotting has some limitations due to image resolution and/or printer quality. These results are anyway unofficial since only the final output from the timing system can provide complete and correct competition results.



NM Normal
20180310 - Normal

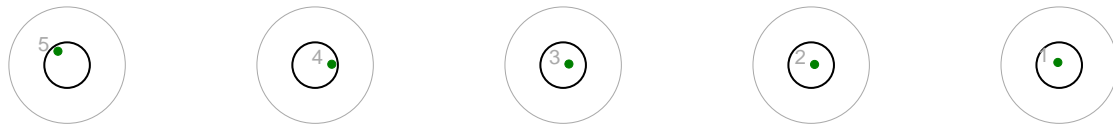


330 Eirik Silsand GERHARDSEN

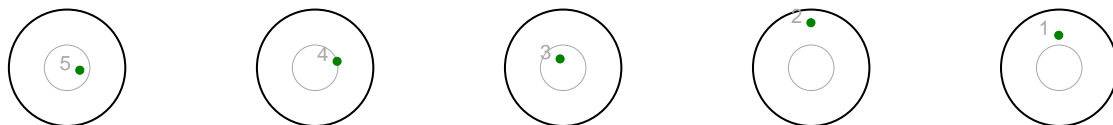
23 M19

P	1S	2S	3S	4S	5S	ShTm	Rnk	Sht.lmg.	P/S	La
0	14:49:02	0:02.5	0:02.2	0:02.7	0:03.4	00:10.8	-	⑤ ④ ③ ② ①	P	1
0	14:56:41	0:04.1	0:03.2	0:02.9	0:03.4	00:13.6	-	⑤ ④ ③ ② ①	S	18
1	15:05:05	0:03.2	0:02.9	0:03.0	0:06.1	00:15.2	-	⑤ ④ ③ ● ①	P	2
0	15:13:50	0:04.2	0:03.6	0:03.1	0:03.1	00:14.0	-	⑤ ④ ③ ② ①	S	16
1						00:53.6	-			

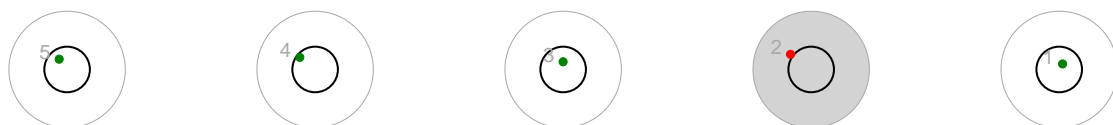
Series: 1 - Prone



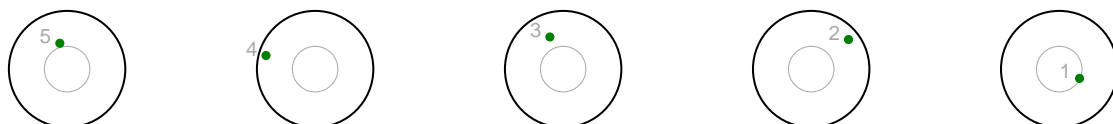
Series: 2 - Standing



Series: 3 - Prone



Series: 4 - Standing



The Biathlon score card presents accurate hit/miss and timing information in the results table. The graphic plot of each series, presents the location of the shots on each of the five targets. Please observe that the accuracy of the plotting has some limitations due to image resolution and/or printer quality. These results are anyway unofficial since only the final output from the timing system can provide complete and correct competition results.



NM Normal
20180310 - Normal

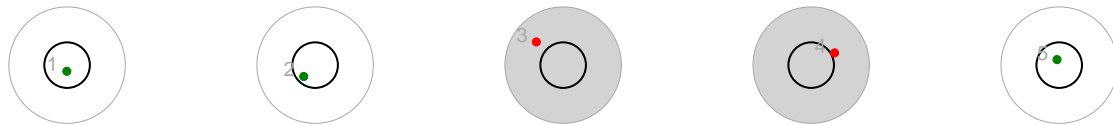


331 Anders Usland

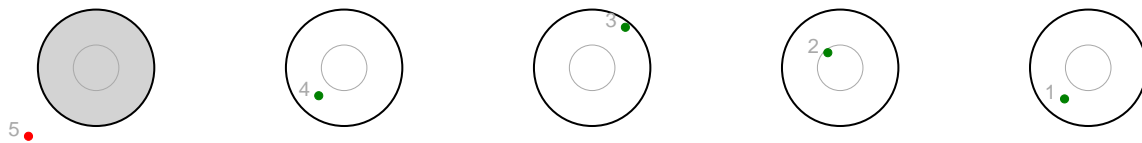
12 M19

P	1S	2S	3S	4S	5S	ShTm	Rnk	Sht.lmg.	P/S	La
2	14:50:00	0:03.5	0:03.6	0:06.3	0:05.3	00:18.7	-	① ② ● ● ⑤	P	2
1	14:58:12	0:03.2	0:04.1	0:03.8	0:03.7	00:14.8	-	● ④ ③ ② ①	S	17
1	15:06:53	0:03.5	0:03.2	0:06.6	0:03.4	00:16.7	-	① ② ● ④ ⑤	P	2
3	15:14:59	0:06.3	0:03.8	0:04.8	0:03.8	00:18.7	-	● ④ ● ● ①	S	20
7						01:08.9	-			

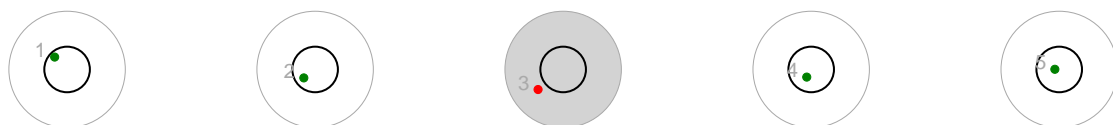
Series: 1 - Prone



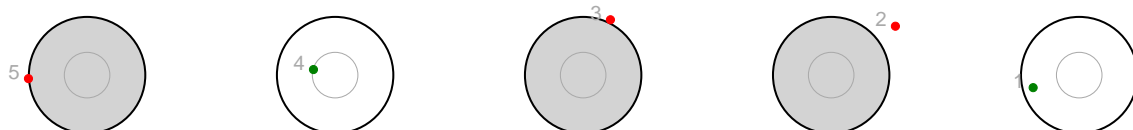
Series: 2 - Standing



Series: 3 - Prone



Series: 4 - Standing



The Biathlon score card presents accurate hit/miss and timing information in the results table. The graphic plot of each series, presents the location of the shots on each of the five targets. Please observe that the accuracy of the plotting has some limitations due to image resolution and/or printer quality. These results are anyway unofficial since only the final output from the timing system can provide complete and correct competition results.



NM Normal
20180310 - Normal

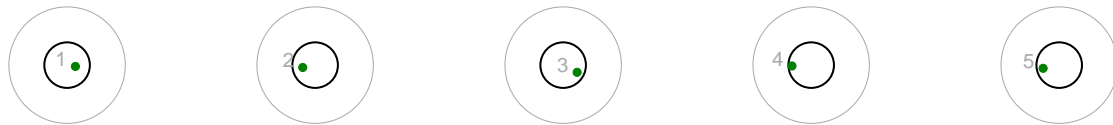


332 Halvor Skrindo

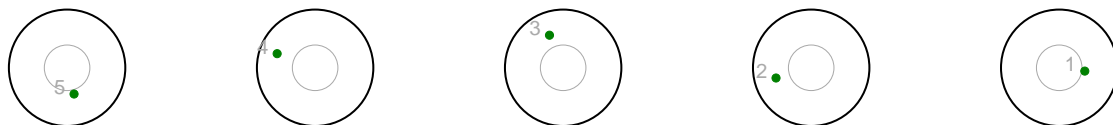
13 M19

P	1S	2S	3S	4S	5S	ShTm	Rnk	Sht.lmg.	P/S	La
0	14:50:27	0:04.5	0:05.1	0:04.6	0:04.3	00:18.5	-	① ② ③ ④ ⑤	P	4
0	14:58:42	0:03.5	0:03.5	0:03.2	0:03.1	00:13.3	-	⑤ ④ ③ ② ①	S	18
1	15:07:17	0:05.1	0:04.3	0:04.5	0:04.8	00:18.7	-	① ● ③ ④ ⑤	P	4
1	15:15:44	0:04.0	0:02.1	0:02.3	0:02.1	00:10.5	-	⑤ ④ ③ ② ●	S	18
2						01:01.0	-			

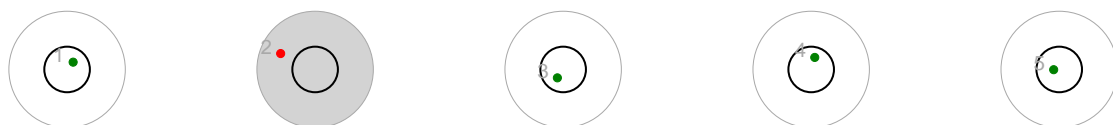
Series: 1 - Prone



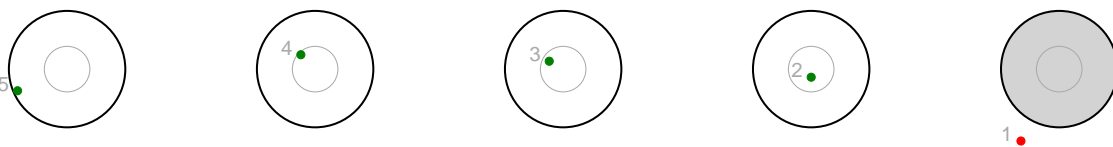
Series: 2 - Standing



Series: 3 - Prone



Series: 4 - Standing



The Biathlon score card presents accurate hit/miss and timing information in the results table. The graphic plot of each series, presents the location of the shots on each of the five targets. Please observe that the accuracy of the plotting has some limitations due to image resolution and/or printer quality. These results are anyway unofficial since only the final output from the timing system can provide complete and correct competition results.



NM Normal
20180310 - Normal

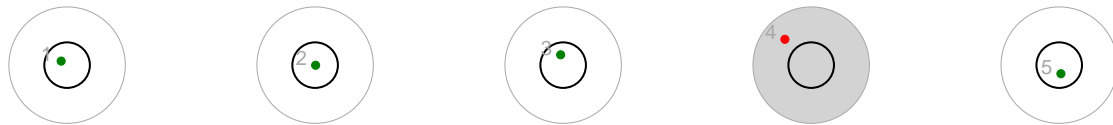


333 Marius Tjelde Vaagen

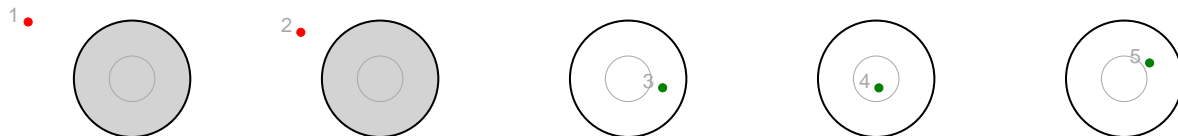
19 M19

P	1S	2S	3S	4S	5S	ShTm	Rnk	Sht.lmg.	P/S	La
1	14:51:17	0:04.9	0:04.6	0:06.9	0:07.5	00:23.9	-	① ② ③ ● ⑤	P	1
2	14:59:28	0:04.4	0:04.9	0:06.0	0:06.3	00:21.6	-	● ● ③ ④ ⑤	S	29
0	15:08:12	0:05.2	0:13.3	0:05.6	0:06.3	00:30.4	-	① ② ③ ④ ⑤	P	10
2	15:16:46	0:04.0	0:04.1	0:04.3	0:05.0	00:17.4	-	① ● ③ ● ⑤	S	26
5						01:33.3	-			

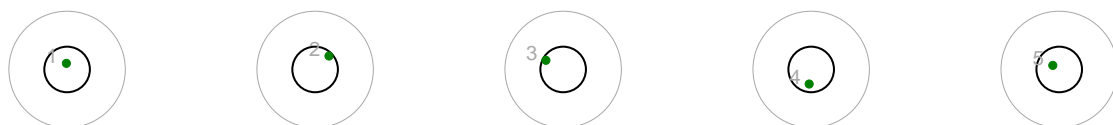
Series: 1 - Prone



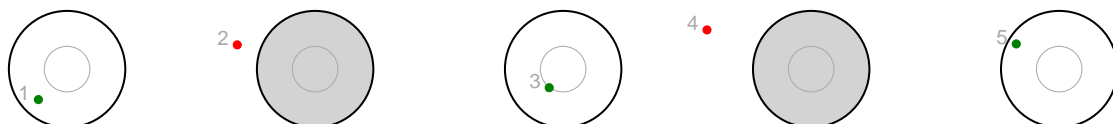
Series: 2 - Standing



Series: 3 - Prone



Series: 4 - Standing



The Biathlon score card presents accurate hit/miss and timing information in the results table. The graphic plot of each series, presents the location of the shots on each of the five targets. Please observe that the accuracy of the plotting has some limitations due to image resolution and/or printer quality. These results are anyway unofficial since only the final output from the timing system can provide complete and correct competition results.



NM Normal

20180310 - Normal

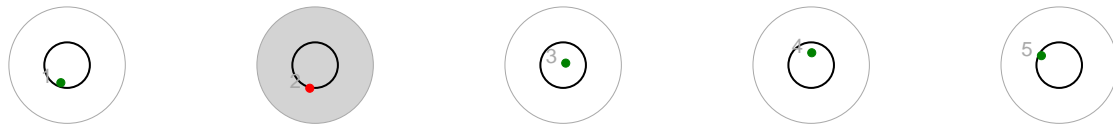


334 Peder Owren

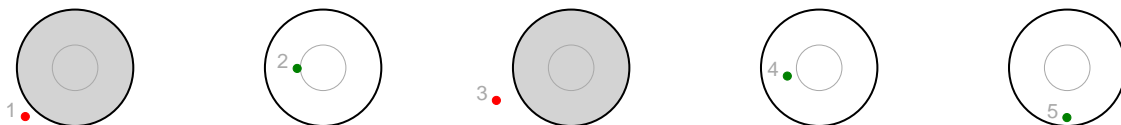
10 M19

P	1S	2S	3S	4S	5S	ShTm	Rnk	Sht.lmg.	P/S	La
1	14:51:08	0:02.6	0:05.0	0:02.6	0:09.5	00:19.7	-	① ● ③ ④ ⑤	P	9
2	14:58:54	0:03.3	0:03.1	0:02.8	0:02.3	00:11.5	-	● ② ● ④ ⑤	S	23
0	15:07:05	0:03.1	0:02.6	0:02.2	0:02.3	00:10.2	-	① ② ③ ④ ⑤	P	8
3	15:14:51	0:02.8	0:03.8	0:03.7	0:03.7	00:14.0	-	● ● ③ ④ ●	S	19
6						00:55.4	-			

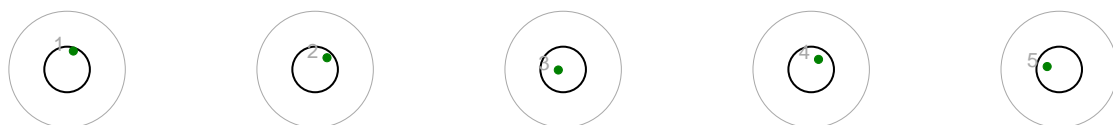
Series: 1 - Prone



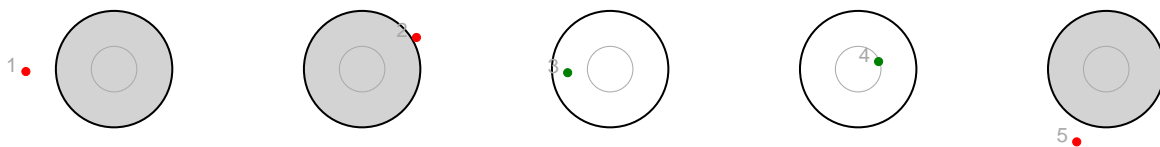
Series: 2 - Standing



Series: 3 - Prone



Series: 4 - Standing



The Biathlon score card presents accurate hit/miss and timing information in the results table. The graphic plot of each series, presents the location of the shots on each of the five targets. Please observe that the accuracy of the plotting has some limitations due to image resolution and/or printer quality. These results are anyway unofficial since only the final output from the timing system can provide complete and correct competition results.



NM Normal
20180310 - Normal

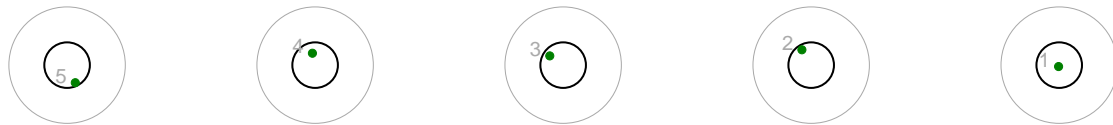


335 Magnus STOKKE

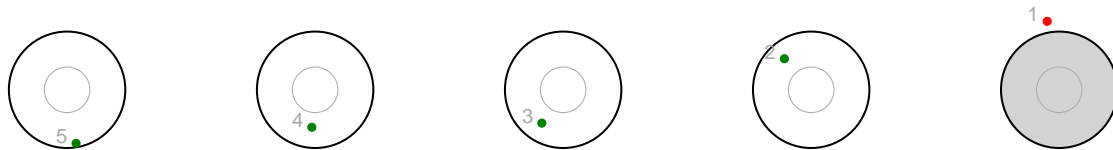
12 M19

P	1S	2S	3S	4S	5S	ShTm	Rnk	Sht.lmg.	P/S	La
0	14:52:12	0:02.3	0:02.2	0:02.0	0:01.9	00:08.4	-	⑤ ④ ③ ② ①	P	7
1	15:00:33	0:02.6	0:02.3	0:02.5	0:02.4	00:09.8	-	⑤ ④ ③ ② ●	S	21
1	15:09:11	0:02.1	0:02.4	0:02.0	0:02.2	00:08.7	-	● ④ ③ ② ①	P	11
2	15:17:43	0:03.3	0:02.9	0:02.6	0:03.0	00:11.8	-	● ● ③ ② ①	S	21
4						00:38.7	-			

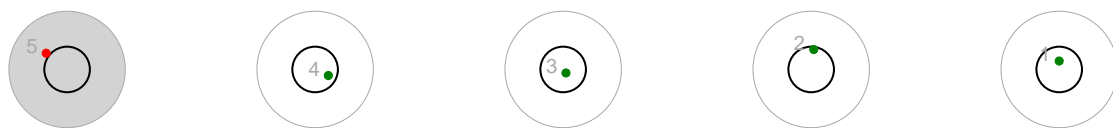
Series: 1 - Prone



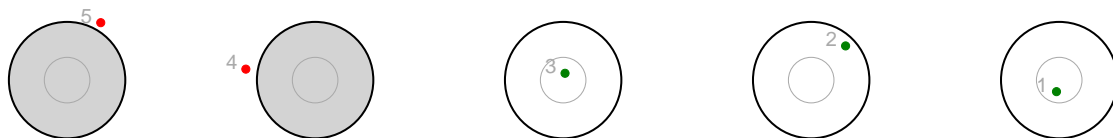
Series: 2 - Standing



Series: 3 - Prone



Series: 4 - Standing



The Biathlon score card presents accurate hit/miss and timing information in the results table. The graphic plot of each series, presents the location of the shots on each of the five targets. Please observe that the accuracy of the plotting has some limitations due to image resolution and/or printer quality. These results are anyway unofficial since only the final output from the timing system can provide complete and correct competition results.



NM Normal
20180310 - Normal

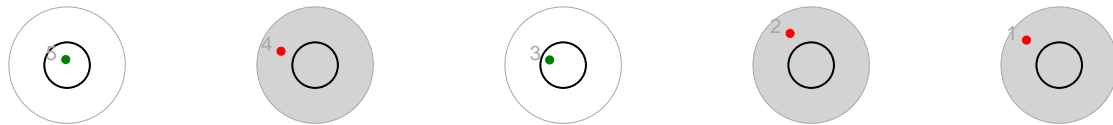


336 Sander Kulstad Haugen

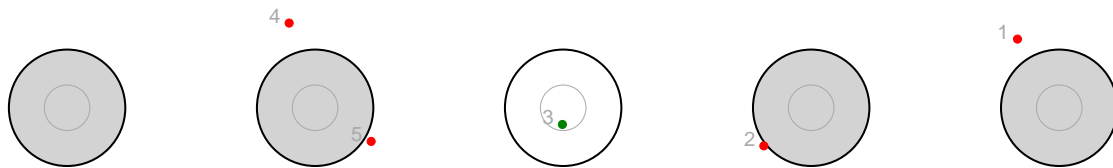
20 M19

P	1S	2S	3S	4S	5S	ShTm	Rnk	Sht.Img.	P/S	La
3	14:52:12	0:03.7	0:07.1	0:02.1	0:02.4	00:15.3	-	⑤ ● ③ ● ●	P	5
4	15:00:10	0:03.9	0:01.8	0:01.6	0:01.3	00:08.6	-	● ● ③ ● ●	S	19
1	15:08:32	0:05.0	0:04.4	0:03.2	0:03.2	00:15.8	-	⑤ ④ ● ② ①	P	6
2	15:16:41	0:05.5	0:04.3	0:04.0	0:03.4	00:17.2	-	● ● ③ ② ①	S	20
10						00:56.9	-			

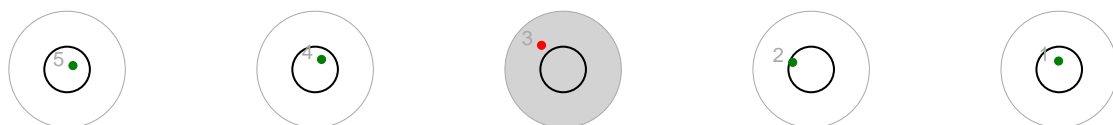
Series: 1 - Prone



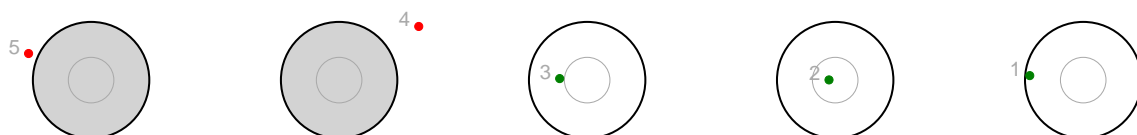
Series: 2 - Standing



Series: 3 - Prone



Series: 4 - Standing



The Biathlon score card presents accurate hit/miss and timing information in the results table. The graphic plot of each series, presents the location of the shots on each of the five targets. Please observe that the accuracy of the plotting has some limitations due to image resolution and/or printer quality. These results are anyway unofficial since only the final output from the timing system can provide complete and correct competition results.



NM Normal
20180310 - Normal

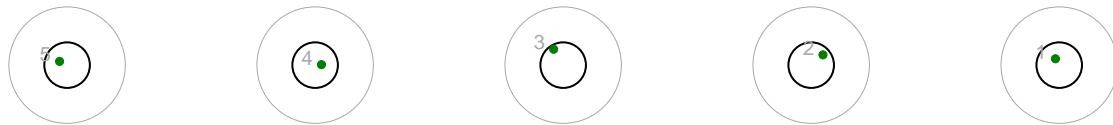


337 Simen Hårstad

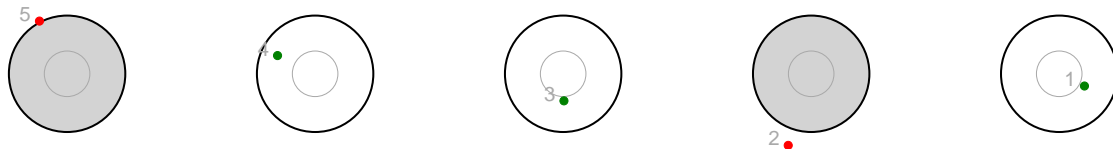
12 M19

P	1S	2S	3S	4S	5S	ShTm	Rnk	Sht.lmg.	P/S	La
0	14:52:19	0:02.8	0:02.9	0:02.9	0:02.5	00:11.1	-	⑤ ④ ③ ② ①	P	2
2	14:59:52	0:04.3	0:03.1	0:02.3	0:02.2	00:11.9	-	● ④ ③ ● ①	S	16
1	15:08:01	0:02.7	0:02.6	0:02.5	0:03.0	00:10.8	-	⑤ ● ③ ② ①	P	3
1	15:15:54	0:01.9	0:01.8	0:01.4	0:01.4	00:06.5	-	● ⑤ ③ ② ①	S	16
4						00:40.3	-			

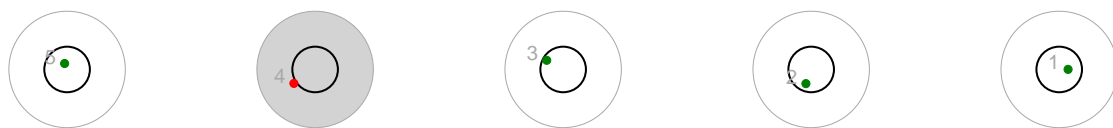
Series: 1 - Prone



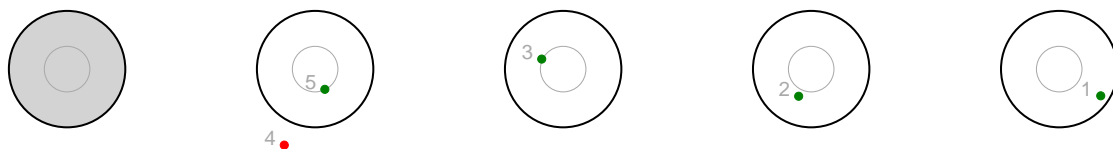
Series: 2 - Standing



Series: 3 - Prone



Series: 4 - Standing



The Biathlon score card presents accurate hit/miss and timing information in the results table. The graphic plot of each series, presents the location of the shots on each of the five targets. Please observe that the accuracy of the plotting has some limitations due to image resolution and/or printer quality. These results are anyway unofficial since only the final output from the timing system can provide complete and correct competition results.



NM Normal
20180310 - Normal

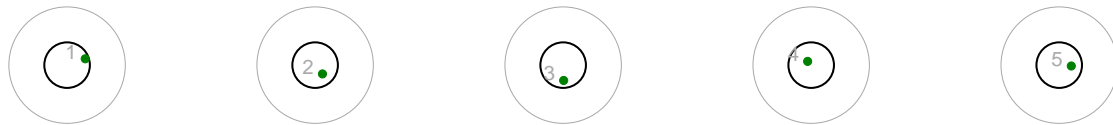


338 Magnus Mørk

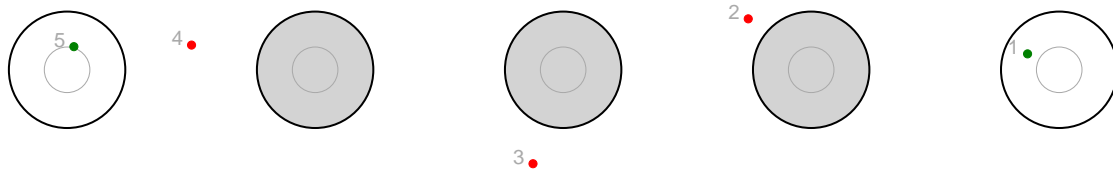
10 M19

P	1S	2S	3S	4S	5S	ShTm	Rnk	Sht.lmg.	P/S	La
0	14:53:07	0:04.3	0:04.2	0:04.1	0:04.0	00:16.6	-	① ② ③ ④ ⑤	P	3
3	15:00:56	0:03.2	0:03.5	0:03.7	0:03.4	00:13.8	-	⑤ ● ● ● ①	S	20
2	15:09:10	0:04.4	0:04.0	0:04.0	0:04.1	00:16.5	-	● ② ● ④ ⑤	P	2
2	15:17:13	0:03.2	0:03.1	0:02.3	0:03.3	00:11.9	-	⑤ ④ ● ② ●	S	18
7						00:58.8	-			

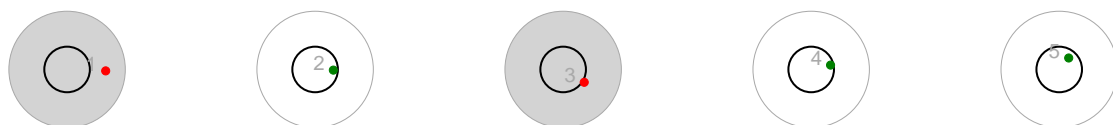
Series: 1 - Prone



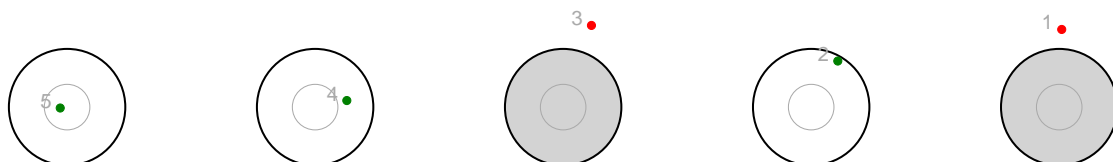
Series: 2 - Standing



Series: 3 - Prone



Series: 4 - Standing



The Biathlon score card presents accurate hit/miss and timing information in the results table. The graphic plot of each series, presents the location of the shots on each of the five targets. Please observe that the accuracy of the plotting has some limitations due to image resolution and/or printer quality. These results are anyway unofficial since only the final output from the timing system can provide complete and correct competition results.



NM Normal
20180310 - Normal

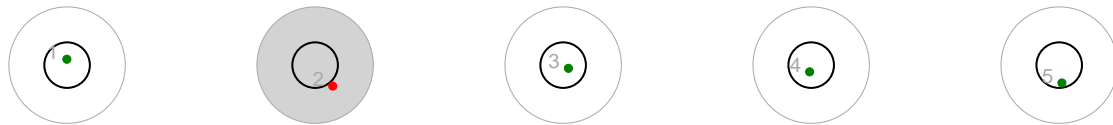


339 Fredrik Arne Grusd

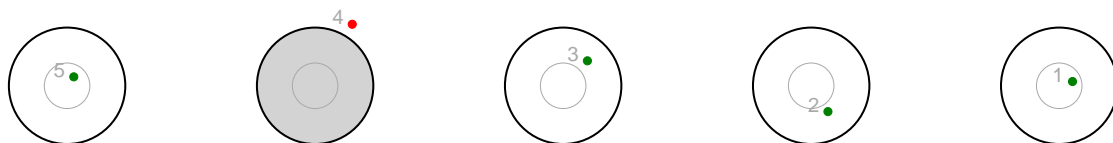
17 M19

P	1S	2S	3S	4S	5S	ShTm	Rnk	Sht.lmg.	P/S	La
1	14:53:14	0:03.1	0:02.6	0:02.5	0:02.6	00:10.8	-	① ● ③ ④ ⑤	P	9
1	15:00:27	0:02.4	0:02.8	0:02.8	0:02.4	00:10.4	-	⑤ ● ③ ② ①	S	17
0	15:08:03	0:02.3	0:02.2	0:02.3	0:02.2	00:09.0	-	① ② ③ ④ ⑤	P	9
0	15:15:32	0:02.5	0:02.1	0:02.1	0:02.5	00:09.2	-	⑤ ④ ③ ② ①	S	17
2						00:39.4	-			

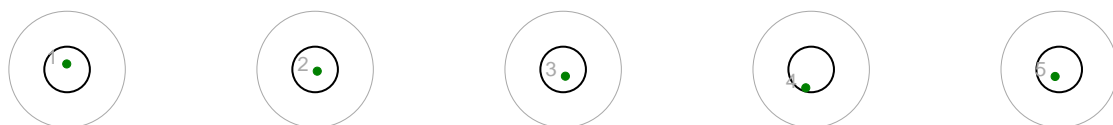
Series: 1 - Prone



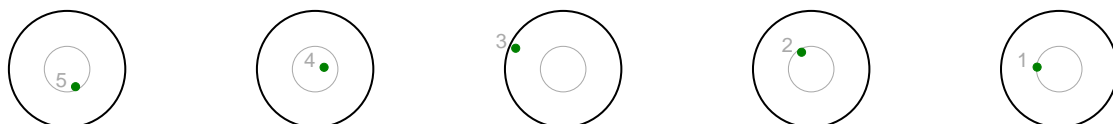
Series: 2 - Standing



Series: 3 - Prone



Series: 4 - Standing



The Biathlon score card presents accurate hit/miss and timing information in the results table. The graphic plot of each series, presents the location of the shots on each of the five targets. Please observe that the accuracy of the plotting has some limitations due to image resolution and/or printer quality. These results are anyway unofficial since only the final output from the timing system can provide complete and correct competition results.



NM Normal
20180310 - Normal

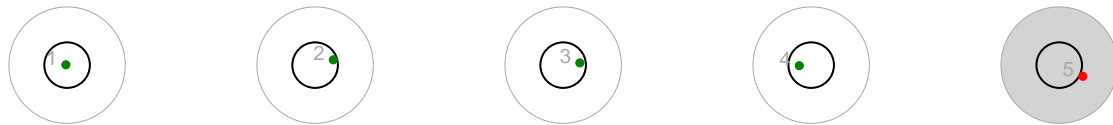


340 Martin Øyen Tøraasen

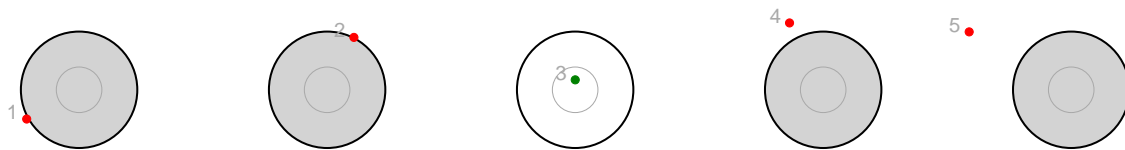
19 M19

P	1S	2S	3S	4S	5S	ShTm	Rnk	Sht.lmg.	P/S	La
1	14:54:10	0:04.2	0:04.8	0:03.5	0:03.5	00:16.0	-	① ② ③ ④ ●	P	14
4	15:01:54	0:12.2	0:04.5	0:05.2	0:04.7	00:26.6	-	● ● ③ ● ●	S	18
3	15:09:41	0:07.1	0:13.5	0:04.4	0:06.8	00:31.8	-	● ● ③ ● ⑤	P	14
3	15:17:39	0:04.7	0:03.5	0:15.3	0:04.1	00:27.6	-	① ● ③ ● ●	S	22
11						01:42.0	-			

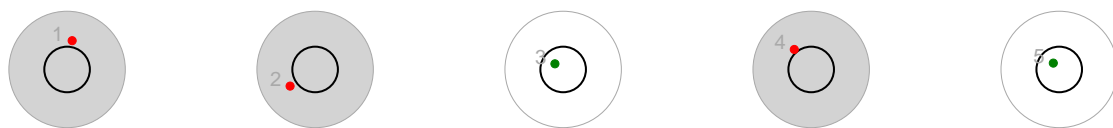
Series: 1 - Prone



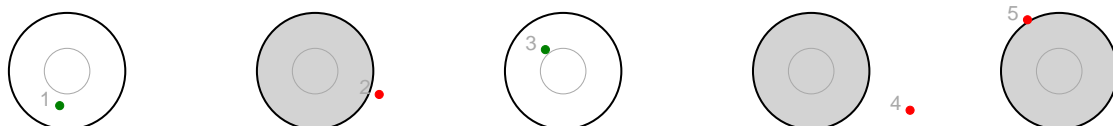
Series: 2 - Standing



Series: 3 - Prone



Series: 4 - Standing



The Biathlon score card presents accurate hit/miss and timing information in the results table. The graphic plot of each series, presents the location of the shots on each of the five targets. Please observe that the accuracy of the plotting has some limitations due to image resolution and/or printer quality. These results are anyway unofficial since only the final output from the timing system can provide complete and correct competition results.



NM Normal
20180310 - Normal

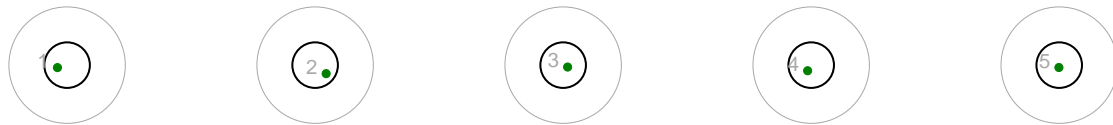


341 Tobias Hægeland

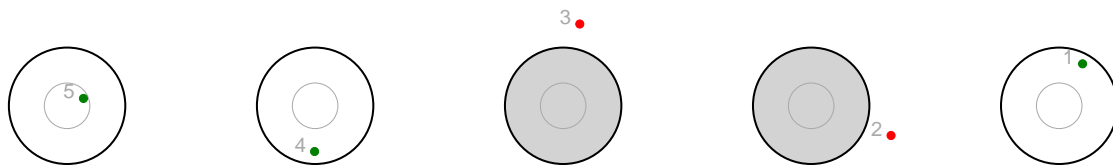
14 M19

P	1S	2S	3S	4S	5S	ShTm	Rnk	Sht.lmg.	P/S	La
0	14:54:51	0:02.7	0:02.4	0:02.6	0:02.7	00:10.4	-	① ② ③ ④ ⑤	P	2
2	15:02:52	0:02.5	0:02.2	0:03.1	0:02.4	00:10.2	-	⑤ ④ ● ● ①	S	17
0	15:11:25	0:02.8	0:02.8	0:02.8	0:02.8	00:11.2	-	① ② ③ ④ ⑤	P	8
1	15:19:48	0:01.4	0:01.4	0:01.3	0:01.6	00:05.7	-	⑤ ● ③ ② ①	S	16
3						00:37.5	-			

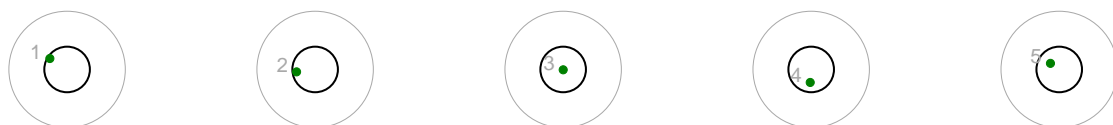
Series: 1 - Prone



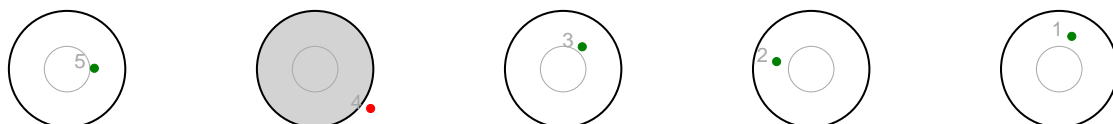
Series: 2 - Standing



Series: 3 - Prone



Series: 4 - Standing



The Biathlon score card presents accurate hit/miss and timing information in the results table. The graphic plot of each series, presents the location of the shots on each of the five targets. Please observe that the accuracy of the plotting has some limitations due to image resolution and/or printer quality. These results are anyway unofficial since only the final output from the timing system can provide complete and correct competition results.



NM Normal
20180310 - Normal

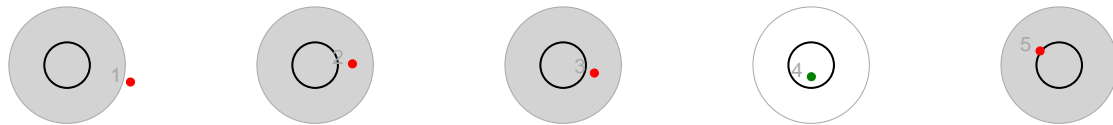


342 Sindre Vassdal Johannesen

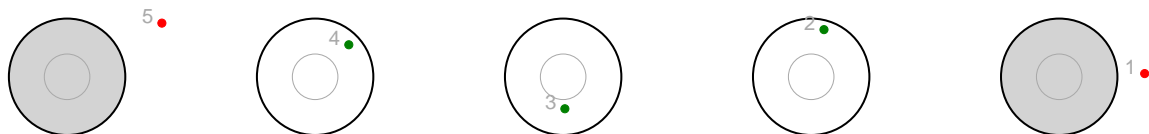
24 M19

P	1S	2S	3S	4S	5S	ShTm	Rnk	Sht.lmg.	P/S	La
4	14:55:12	0:04.7	0:04.6	0:06.5	0:03.6	00:19.4	-	● ● ● ④ ●	P	5
2	15:03:01	0:03.5	0:02.1	0:02.3	0:02.3	00:10.2	-	● ④ ③ ② ●	S	20
3	15:11:13	0:05.2	0:09.2	0:03.3	0:02.9	00:20.6	-	● ● ③ ● ⑤	P	7
1	15:19:29	0:02.7	0:02.2	0:02.4	0:02.0	00:09.3	-	⑤ ④ ③ ● ①	S	19
10						00:59.5	-			

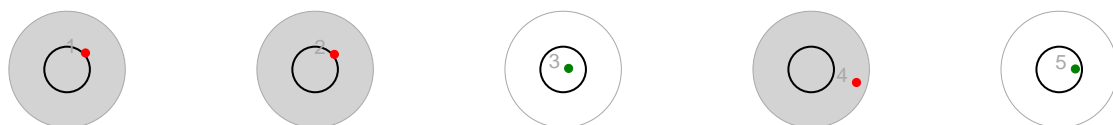
Series: 1 - Prone



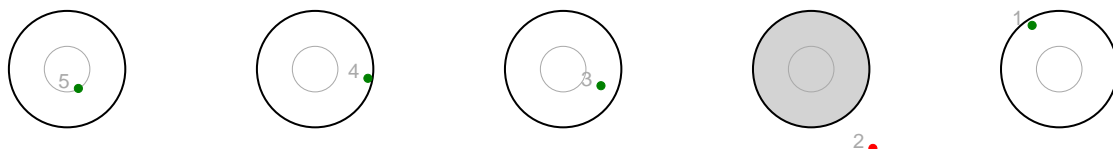
Series: 2 - Standing



Series: 3 - Prone



Series: 4 - Standing



The Biathlon score card presents accurate hit/miss and timing information in the results table. The graphic plot of each series, presents the location of the shots on each of the five targets. Please observe that the accuracy of the plotting has some limitations due to image resolution and/or printer quality. These results are anyway unofficial since only the final output from the timing system can provide complete and correct competition results.



NM Normal
20180310 - Normal

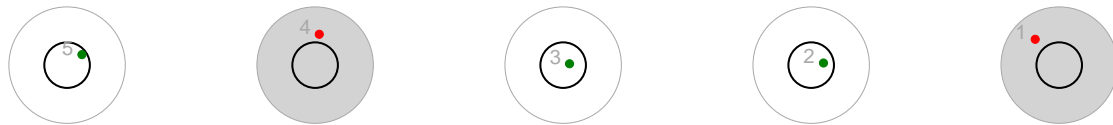


343 Thor Arild Aas

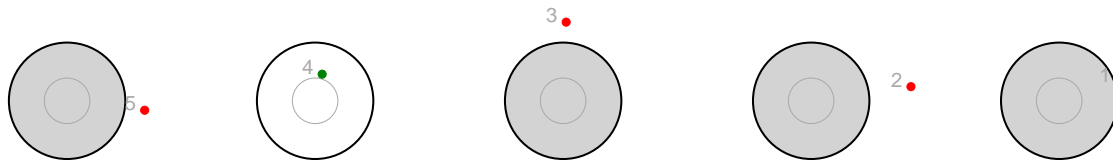
13 M19

P	1S	2S	3S	4S	5S	ShTm	Rnk	Sht.lmg.	P/S	La
2	14:55:26	0:03.9	0:02.3	0:02.1	0:02.8	00:11.1	-	⑤ ● ③ ② ●	P	1
4	15:02:53	0:06.3	0:04.6	0:03.7	0:02.9	00:17.5	-	● ④ ● ● ●	S	19
3	15:10:44	0:03.5	0:03.8	0:02.5	0:02.3	00:12.1	-	● ● ③ ② ●	P	5
0	15:18:24	0:01.4	0:01.4	0:02.5	0:01.7	00:07.0	-	⑤ ④ ③ ② ①	S	24
9						00:47.7	-			

Series: 1 - Prone



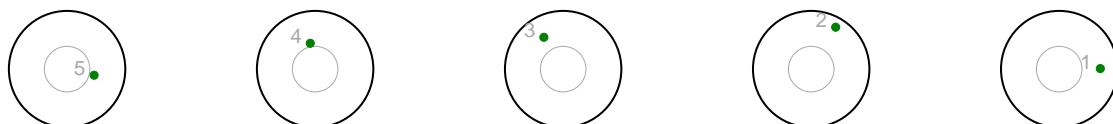
Series: 2 - Standing



Series: 3 - Prone



Series: 4 - Standing



The Biathlon score card presents accurate hit/miss and timing information in the results table. The graphic plot of each series, presents the location of the shots on each of the five targets. Please observe that the accuracy of the plotting has some limitations due to image resolution and/or printer quality. These results are anyway unofficial since only the final output from the timing system can provide complete and correct competition results.



NM Normal
20180310 - Normal

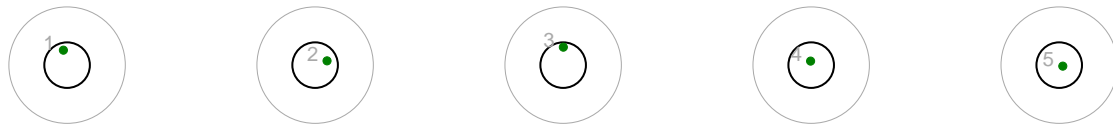


344 Sander Østensen

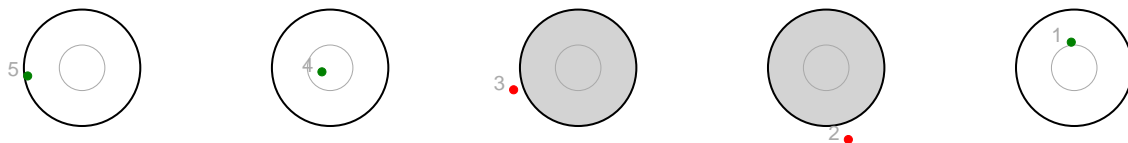
14 M19

P	1S	2S	3S	4S	5S	ShTm	Rnk	Sht.lmg.	P/S	La
0	14:56:23	0:03.2	0:03.3	0:03.4	0:03.3	00:13.2	-	① ② ③ ④ ⑤	P	7
2	15:04:14	0:03.8	0:02.4	0:02.7	0:03.3	00:12.2	-	⑤ ④ ● ● ①	S	23
0	15:12:29	0:03.5	0:03.1	0:02.5	0:02.8	00:11.9	-	① ② ③ ④ ⑤	P	9
3	15:20:53	0:03.5	0:04.1	0:03.4	0:03.0	00:14.0	-	● ④ ● ② ●	S	17
5						00:51.3	-			

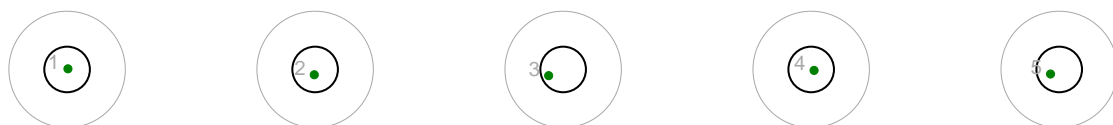
Series: 1 - Prone



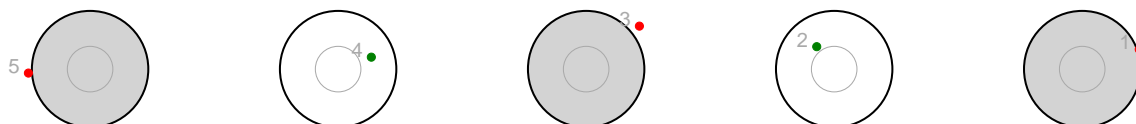
Series: 2 - Standing



Series: 3 - Prone



Series: 4 - Standing



The Biathlon score card presents accurate hit/miss and timing information in the results table. The graphic plot of each series, presents the location of the shots on each of the five targets. Please observe that the accuracy of the plotting has some limitations due to image resolution and/or printer quality. These results are anyway unofficial since only the final output from the timing system can provide complete and correct competition results.



NM Normal
20180310 - Normal

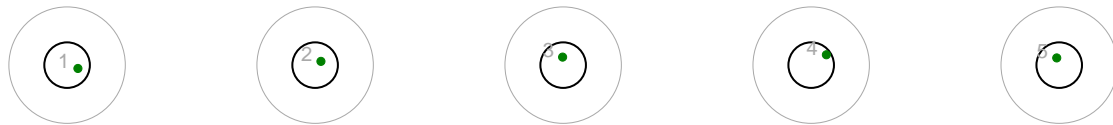


345 Håvard Haugen

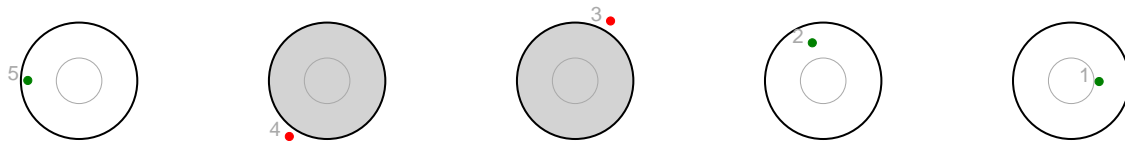
12 M19

P	1S	2S	3S	4S	5S	ShTm	Rnk	Sht.lmg.	P/S	La
0	14:57:04	0:02.9	0:02.9	0:03.2	0:03.2	00:12.2	-	① ② ③ ④ ⑤	P	4
2	15:05:19	0:01.6	0:02.0	0:03.4	0:06.9	00:13.9	-	⑤ ● ● ② ①	S	22
1	15:14:12	0:05.3	0:03.4	0:03.2	0:03.6	00:15.5	-	● ② ③ ④ ⑤	P	4
2	15:22:37	0:02.4	0:03.3	0:02.6	0:06.6	00:14.9	-	● ● ③ ② ①	S	18
5						00:56.5	-			

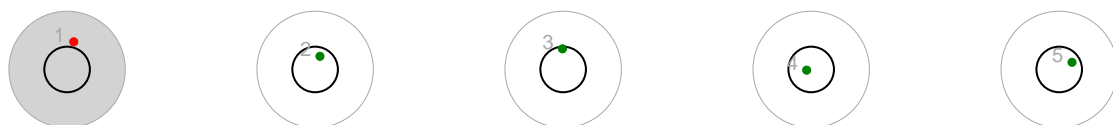
Series: 1 - Prone



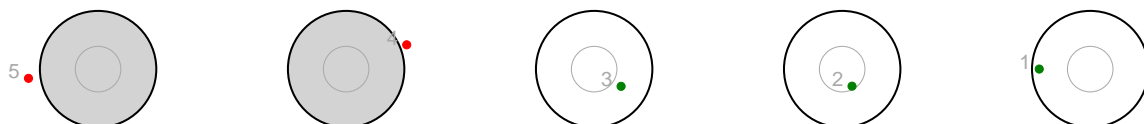
Series: 2 - Standing



Series: 3 - Prone



Series: 4 - Standing



The Biathlon score card presents accurate hit/miss and timing information in the results table. The graphic plot of each series, presents the location of the shots on each of the five targets. Please observe that the accuracy of the plotting has some limitations due to image resolution and/or printer quality. These results are anyway unofficial since only the final output from the timing system can provide complete and correct competition results.



NM Normal
20180310 - Normal

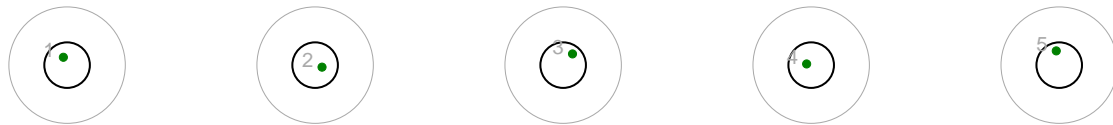


346 Sivert Bekken

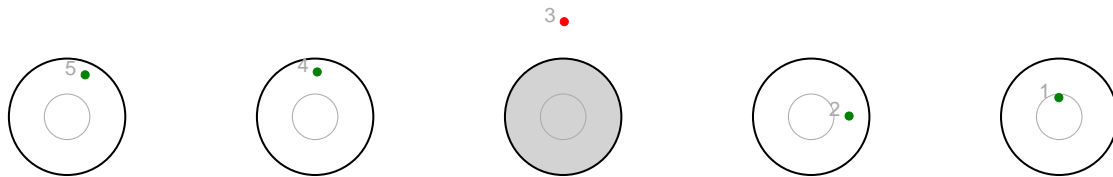
12 M19

P	1S	2S	3S	4S	5S	ShTm	Rnk	Sht.lmg.	P/S	La
0	14:56:53	0:04.5	0:03.8	0:04.1	0:04.3	00:16.7	-	① ② ③ ④ ⑤	P	14
1	15:04:20	0:04.0	0:04.6	0:04.7	0:04.0	00:17.3	-	⑤ ④ ● ② ①	S	18
3	15:12:08	0:04.2	0:06.6	0:07.5	0:03.1	00:21.4	-	● ● ● ④ ⑤	P	14
1	15:20:05	0:03.7	0:04.4	0:03.9	0:04.2	00:16.2	-	⑤ ④ ③ ● ①	S	20
5						01:11.6	-			

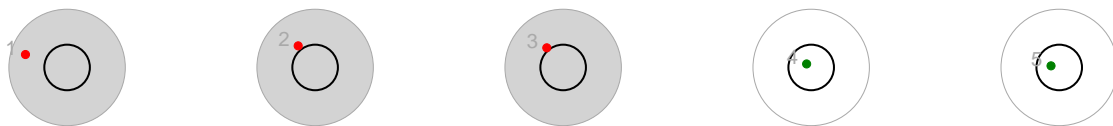
Series: 1 - Prone



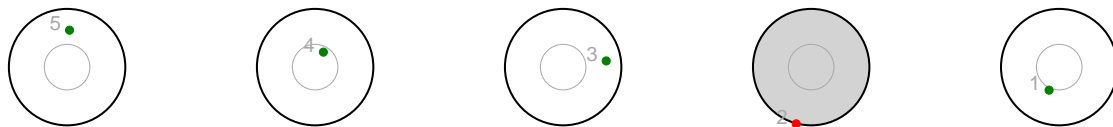
Series: 2 - Standing



Series: 3 - Prone



Series: 4 - Standing



The Biathlon score card presents accurate hit/miss and timing information in the results table. The graphic plot of each series, presents the location of the shots on each of the five targets. Please observe that the accuracy of the plotting has some limitations due to image resolution and/or printer quality. These results are anyway unofficial since only the final output from the timing system can provide complete and correct competition results.



NM Normal
20180310 - Normal

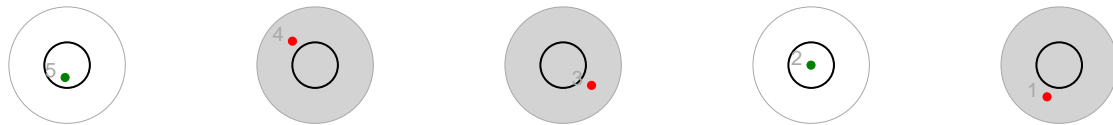


347 Alexander ENGBRETSEN

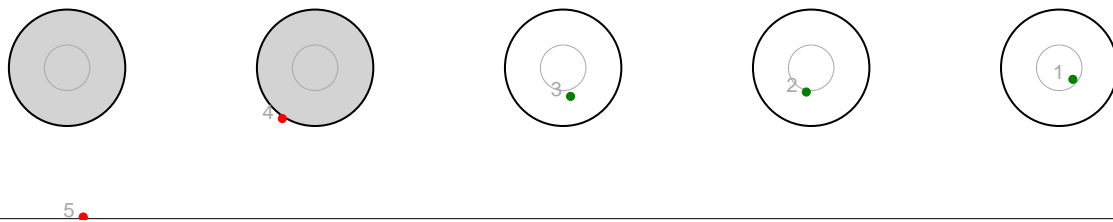
20 M19

P	1S	2S	3S	4S	5S	ShTm	Rnk	Sht.lmg.	P/S	La
3	14:57:47	0:06.7	0:02.7	0:03.3	0:04.3	00:17.0	-	⑤ ● ● ② ●	P	10
2	15:05:41	0:02.8	0:03.1	0:03.0	0:03.0	00:11.9	-	● ● ③ ② ①	S	19
2	15:13:53	0:02.9	0:02.9	0:02.8	0:03.8	00:12.4	-	● ● ③ ② ①	P	8
5	15:22:01	0:02.9	0:02.9	0:03.3	0:05.0	00:14.1	-	● ● ● ● ●	S	16
12						00:55.4	-			

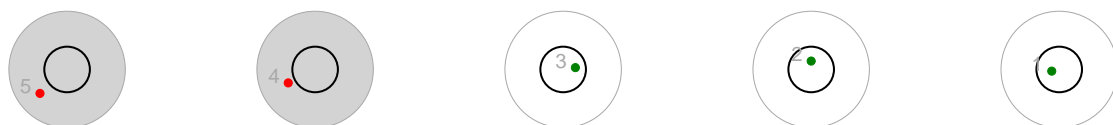
Series: 1 - Prone



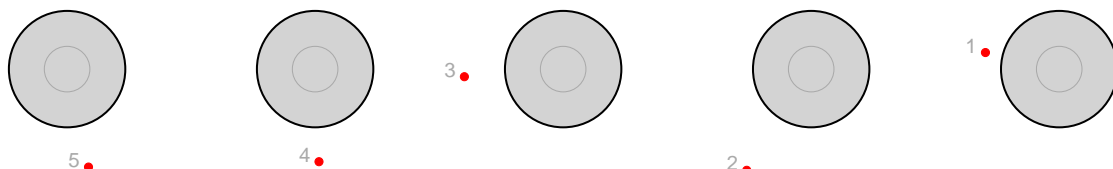
Series: 2 - Standing



Series: 3 - Prone



Series: 4 - Standing



The Biathlon score card presents accurate hit/miss and timing information in the results table. The graphic plot of each series, presents the location of the shots on each of the five targets. Please observe that the accuracy of the plotting has some limitations due to image resolution and/or printer quality. These results are anyway unofficial since only the final output from the timing system can provide complete and correct competition results.



NM Normal
20180310 - Normal

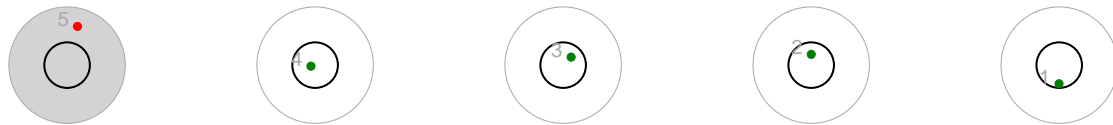


349 Per VASSMYR

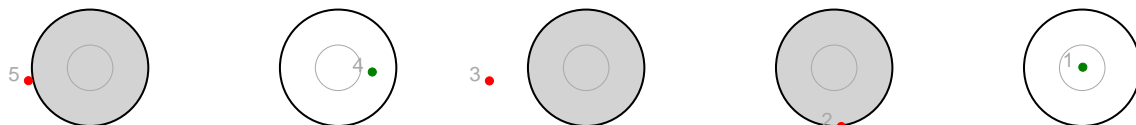
10 M19

P	1S	2S	3S	4S	5S	ShTm	Rnk	Sht.Img.	P/S	La
1	14:58:36	0:03.6	0:02.3	0:02.0	0:02.3	00:10.2	-	● ④ ③ ② ①	P	4
3	15:06:36	0:02.9	0:07.4	0:05.1	0:03.3	00:18.7	-	● ④ ● ● ①	S	18
3	15:15:00	0:09.9	0:04.0	0:03.6	0:03.9	00:21.4	-	● ● ③ ② ●	P	6
1	15:23:15	0:01.8	0:01.9	0:01.9	0:02.2	00:07.8	-	⑤ ④ ③ ● ①	S	21
8						00:58.1	-			

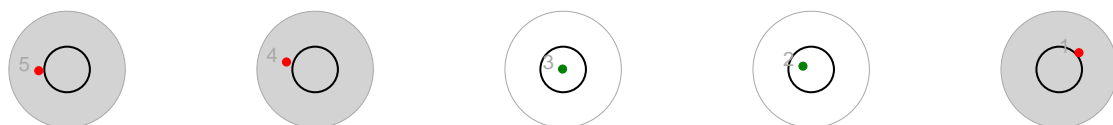
Series: 1 - Prone



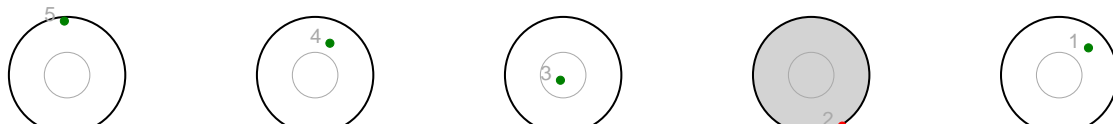
Series: 2 - Standing



Series: 3 - Prone



Series: 4 - Standing



The Biathlon score card presents accurate hit/miss and timing information in the results table. The graphic plot of each series, presents the location of the shots on each of the five targets. Please observe that the accuracy of the plotting has some limitations due to image resolution and/or printer quality. These results are anyway unofficial since only the final output from the timing system can provide complete and correct competition results.



NM Normal
20180310 - Normal

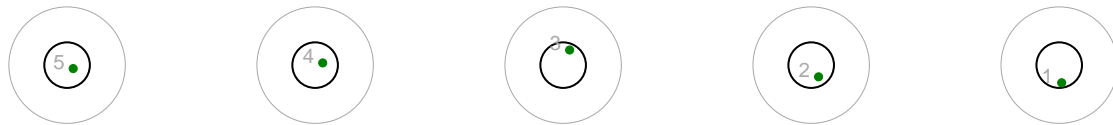


350 Rasmus Odland Kvamme

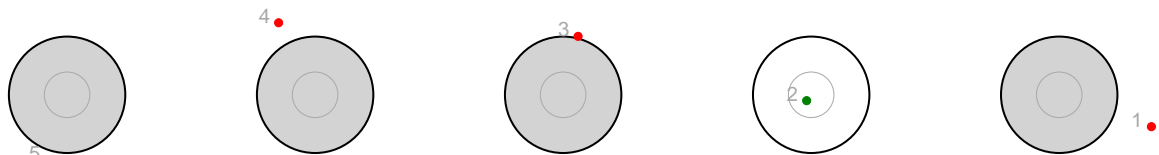
19 M19

P	1S	2S	3S	4S	5S	ShTm	Rnk	Sht.lmg.	P/S	La
0	14:59:12	0:04.7	0:03.3	0:03.0	0:02.9	00:13.9	-	⑤ ④ ③ ② ①	P	9
4	15:06:57	0:04.0	0:03.8	0:04.1	0:06.8	00:18.7	-	● ● ● ② ●	S	19
2	15:15:08	0:02.2	0:03.6	0:09.9	0:15.0	00:30.7	-	● ⑤ ④ ● ①	P	7
4	15:23:21	0:03.3	0:05.5	0:03.0	-:-:-	00:11.8	-	● ● ● ① ●	S	20
10						01:15.1	-			

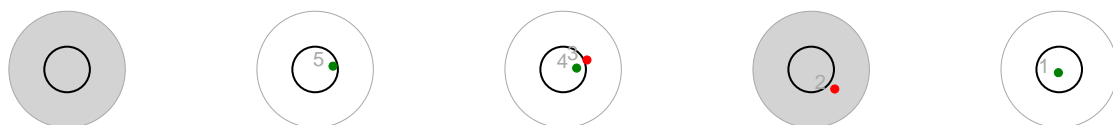
Series: 1 - Prone



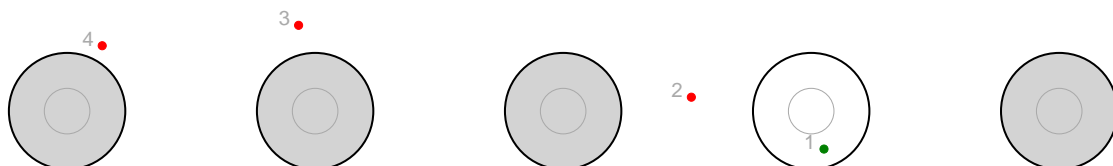
Series: 2 - Standing



Series: 3 - Prone



Series: 4 - Standing



The Biathlon score card presents accurate hit/miss and timing information in the results table. The graphic plot of each series, presents the location of the shots on each of the five targets. Please observe that the accuracy of the plotting has some limitations due to image resolution and/or printer quality. These results are anyway unofficial since only the final output from the timing system can provide complete and correct competition results.



NM Normal
20180310 - Normal

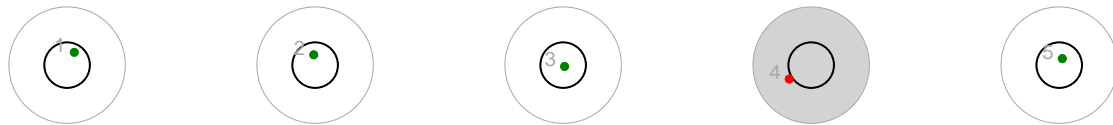


351 Aksel Mathias Meland

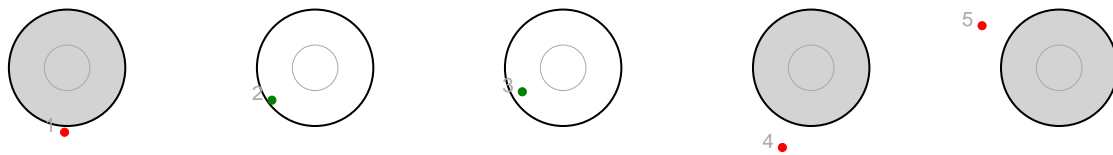
19 M19

P	1S	2S	3S	4S	5S	ShTm	Rnk	Sht.lmg.	P/S	La
1	14:59:28	0:02.5	0:02.5	0:02.1	0:02.0	00:09.1	-	① ② ③ ● ⑤	P	1
3	15:07:09	0:01.9	0:01.6	0:01.4	0:02.6	00:07.5	-	● ② ③ ● ●	S	21
1	15:15:21	0:03.1	0:02.3	0:02.4	0:02.6	00:10.4	-	① ② ● ④ ⑤	P	1
0	15:23:05	0:02.1	0:01.8	0:01.6	0:01.5	00:07.0	-	① ② ③ ④ ⑤	S	19
5						00:34.0	-			

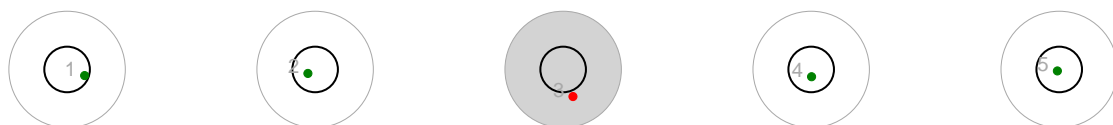
Series: 1 - Prone



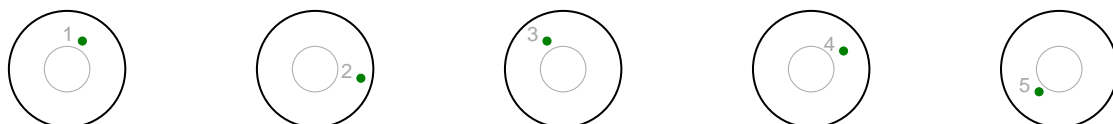
Series: 2 - Standing



Series: 3 - Prone



Series: 4 - Standing



The Biathlon score card presents accurate hit/miss and timing information in the results table. The graphic plot of each series, presents the location of the shots on each of the five targets. Please observe that the accuracy of the plotting has some limitations due to image resolution and/or printer quality. These results are anyway unofficial since only the final output from the timing system can provide complete and correct competition results.



NM Normal
20180310 - Normal



352 Mathias Witte

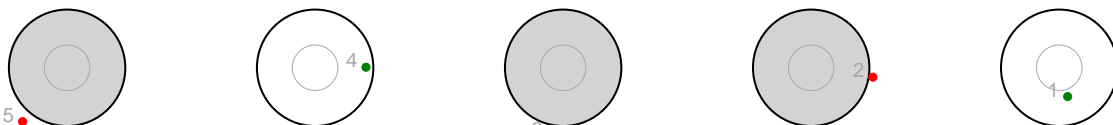
12 M19

P	1S	2S	3S	4S	5S	ShTm	Rnk	Sht.lmg.	P/S	La
1	15:00:38	0:03.8	0:04.1	0:03.8	0:03.8	00:15.5	-	⑤ ④ ③ ② ●	P	14
3	15:08:46	0:04.2	0:03.2	0:04.2	0:03.6	00:15.2	-	● ④ ● ● ①	S	27
1	15:17:35	0:04.0	0:03.8	0:03.6	0:03.9	00:15.3	-	⑤ ● ③ ② ①	P	12
1	15:26:15	0:04.3	0:04.5	0:03.6	0:03.7	00:16.1	-	⑤ ④ ● ② ①	S	26
6						01:02.1	-			

Series: 1 - Prone



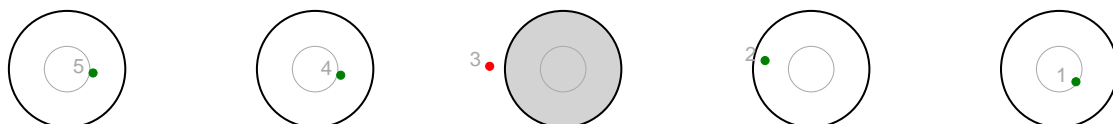
Series: 2 - Standing



Series: 3 - Prone



Series: 4 - Standing



The Biathlon score card presents accurate hit/miss and timing information in the results table. The graphic plot of each series, presents the location of the shots on each of the five targets. Please observe that the accuracy of the plotting has some limitations due to image resolution and/or printer quality. These results are anyway unofficial since only the final output from the timing system can provide complete and correct competition results.



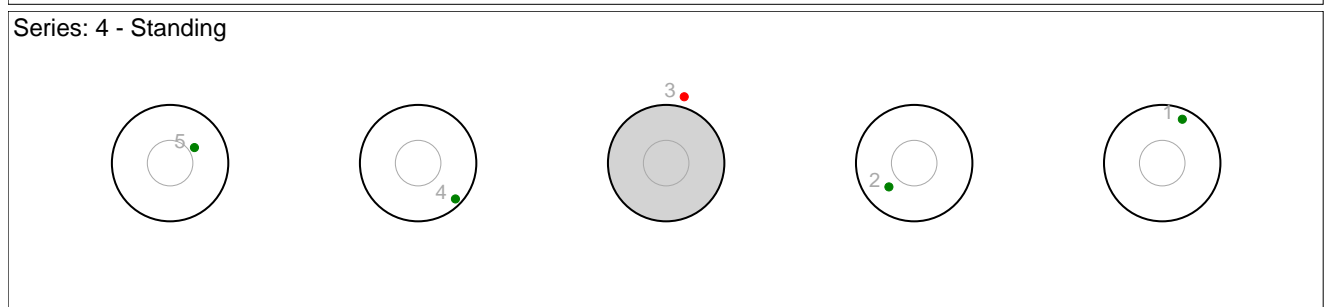
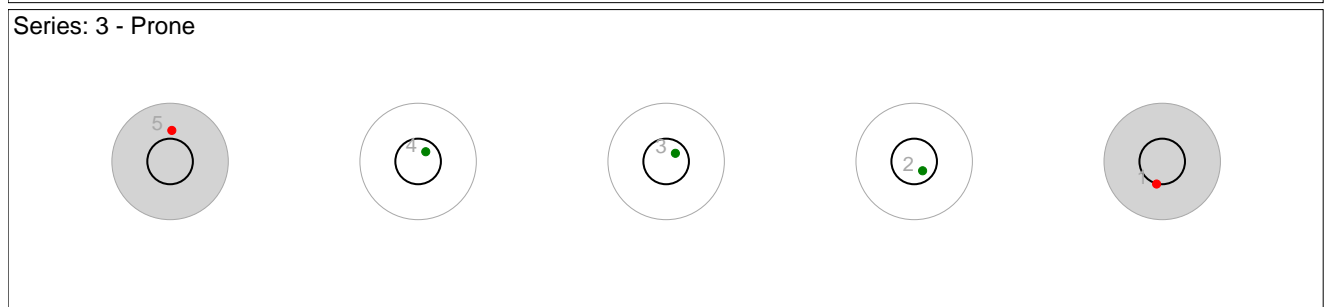
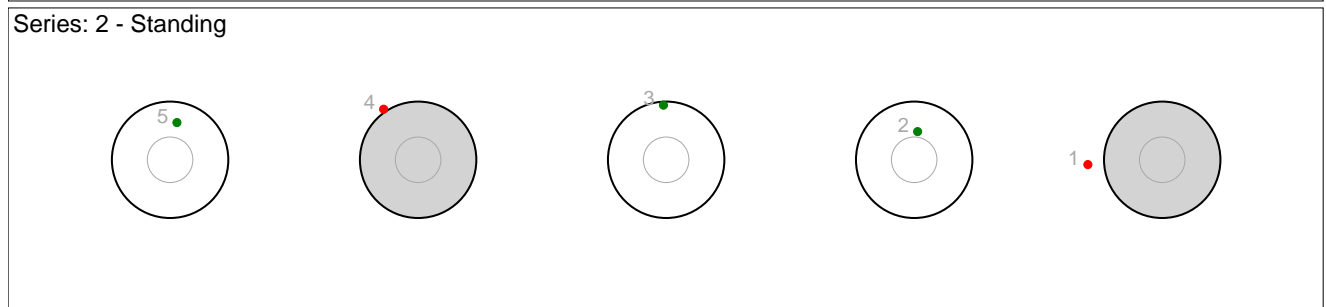
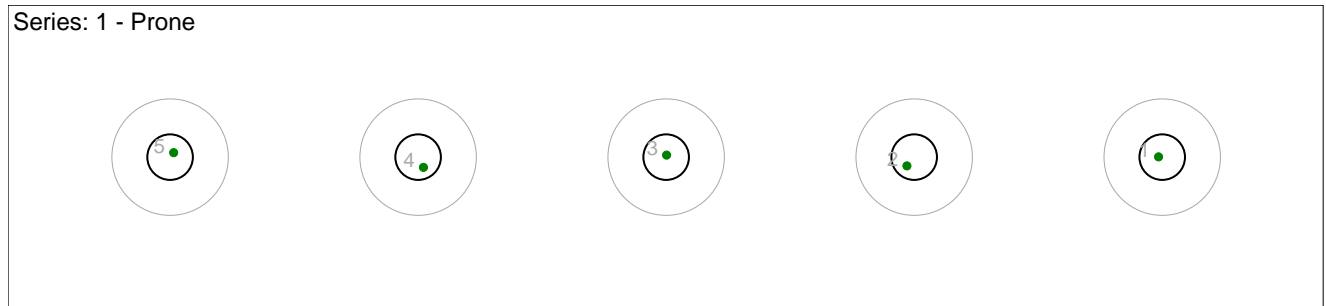
NM Normal
20180310 - Normal



353 Simen Mathias Risnes

19 M19

P	1S	2S	3S	4S	5S	ShTm	Rnk	Sht.Img.	P/S	La
0	15:01:38	0:03.7	0:03.6	0:04.1	0:02.9	00:14.3	-	⑤ ④ ③ ② ①	P	1
2	15:10:41	0:02.1	0:02.5	0:02.8	0:02.2	00:09.6	-	⑤ ● ③ ② ●	S	17
2	15:20:09	0:04.5	0:02.4	0:02.1	0:01.8	00:10.8	-	● ④ ③ ② ●	P	1
1	15:29:35	0:03.0	0:02.3	0:02.3	0:01.8	00:09.4	-	⑤ ④ ● ② ①	S	17
5						00:44.1	-			



The Biathlon score card presents accurate hit/miss and timing information in the results table. The graphic plot of each series, presents the location of the shots on each of the five targets. Please observe that the accuracy of the plotting has some limitations due to image resolution and/or printer quality. These results are anyway unofficial since only the final output from the timing system can provide complete and correct competition results.



NM Normal
20180310 - Normal

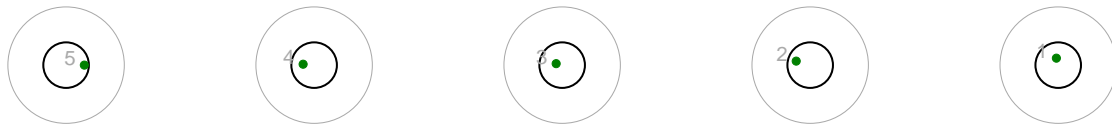


354 Håkon Frøseth

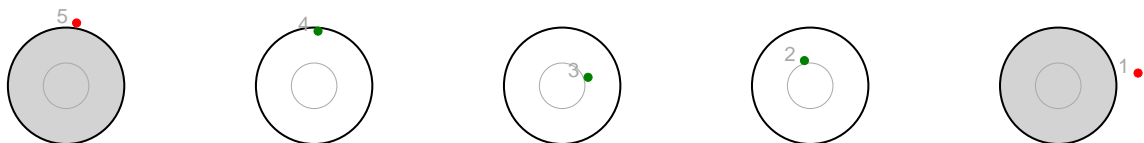
12 M19

P	1S	2S	3S	4S	5S	ShTm	Rnk	Sht.lmg.	P/S	La
0	15:01:05	0:04.5	0:04.8	0:04.2	0:05.5	00:19.0	-	⑤ ④ ③ ② ①	P	8
2	15:08:42	0:03.1	0:02.8	0:03.1	0:03.7	00:12.7	-	● ④ ③ ② ●	S	19
0	15:16:45	0:05.9	0:03.9	0:04.0	0:04.5	00:18.3	-	⑤ ④ ③ ② ①	P	8
4	15:24:44	0:02.9	0:03.2	0:02.9	0:03.4	00:12.4	-	● ● ● ② ●	S	18
6						01:02.4	-			

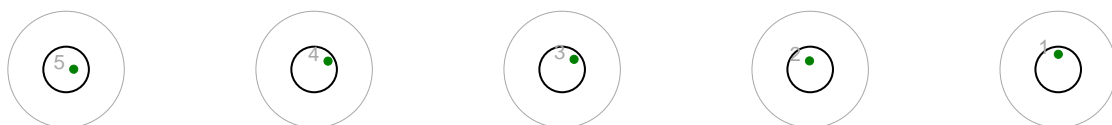
Series: 1 - Prone



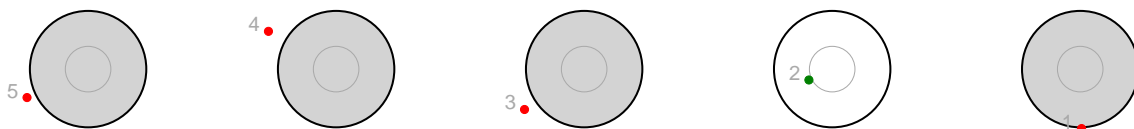
Series: 2 - Standing



Series: 3 - Prone



Series: 4 - Standing



The Biathlon score card presents accurate hit/miss and timing information in the results table. The graphic plot of each series, presents the location of the shots on each of the five targets. Please observe that the accuracy of the plotting has some limitations due to image resolution and/or printer quality. These results are anyway unofficial since only the final output from the timing system can provide complete and correct competition results.



NM Normal
20180310 - Normal

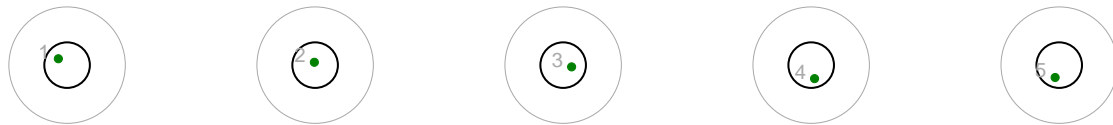


355 Vegard Skrede

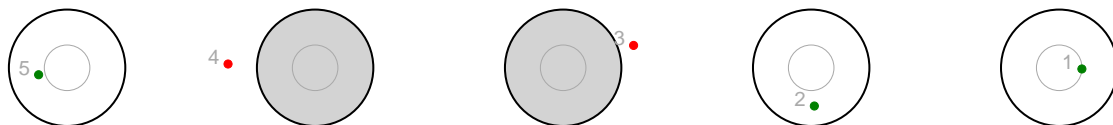
12 M19

P	1S	2S	3S	4S	5S	ShTm	Rnk	Sht.lmg.	P/S	La
0	15:01:46	0:03.9	0:02.7	0:03.8	0:02.9	00:13.3	-	① ② ③ ④ ⑤	P	2
2	15:09:20	0:04.6	0:02.1	0:02.7	0:02.6	00:12.0	-	⑤ ● ● ② ①	S	23
1	15:17:16	0:03.6	0:02.9	0:02.7	0:02.6	00:11.8	-	① ● ③ ④ ⑤	P	1
2	15:24:58	0:02.5	0:02.2	0:03.2	0:03.1	00:11.0	-	● ● ③ ② ①	S	20
5						00:48.1	-			

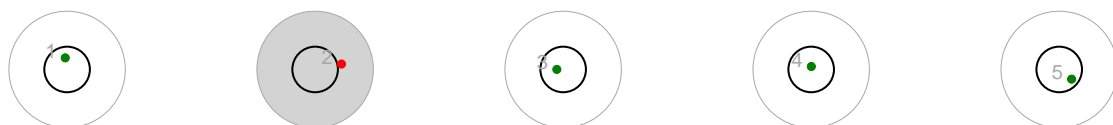
Series: 1 - Prone



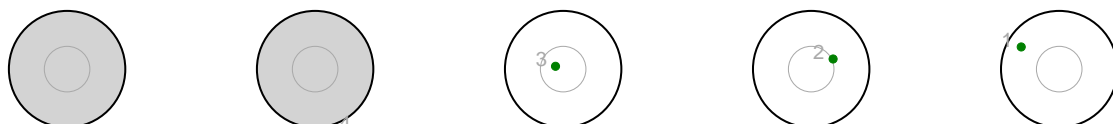
Series: 2 - Standing



Series: 3 - Prone



Series: 4 - Standing



The Biathlon score card presents accurate hit/miss and timing information in the results table. The graphic plot of each series, presents the location of the shots on each of the five targets. Please observe that the accuracy of the plotting has some limitations due to image resolution and/or printer quality. These results are anyway unofficial since only the final output from the timing system can provide complete and correct competition results.



NM Normal
20180310 - Normal

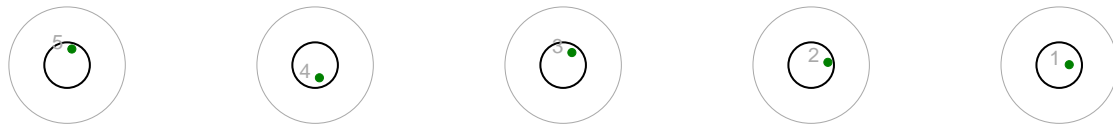


356 Sigurd Trømborg

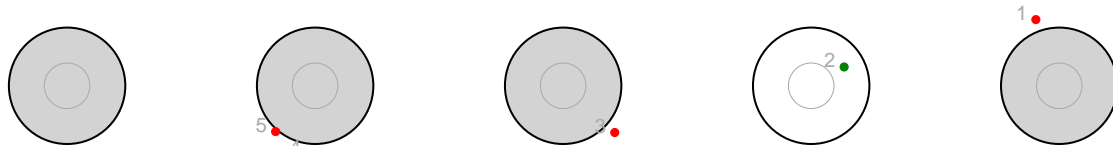
14 M19

P	1S	2S	3S	4S	5S	ShTm	Rnk	Sht.lmg.	P/S	La
0	15:02:13	0:02.3	0:02.3	0:03.0	0:02.6	00:10.2	-	⑤ ④ ③ ② ①	P	4
4	15:09:44	0:02.3	0:02.3	0:02.5	0:02.8	00:09.9	-	● ● ● ② ●	S	21
2	15:17:49	0:02.3	0:02.6	0:02.6	0:03.1	00:10.6	-	● ④ ③ ● ①	P	5
2	15:25:54	0:04.5	0:01.8	0:02.5	0:01.9	00:10.7	-	● ⑤ ● ② ①	S	16
8						00:41.4	-			

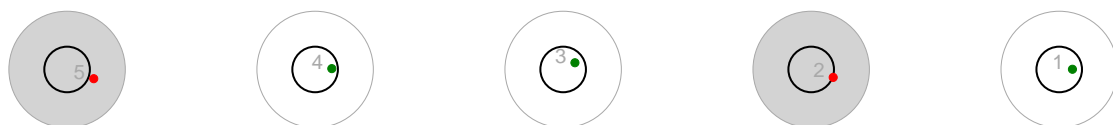
Series: 1 - Prone



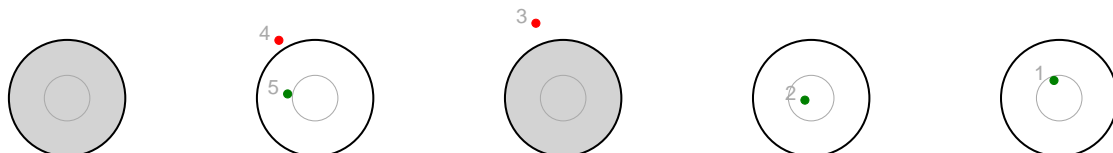
Series: 2 - Standing



Series: 3 - Prone



Series: 4 - Standing



The Biathlon score card presents accurate hit/miss and timing information in the results table. The graphic plot of each series, presents the location of the shots on each of the five targets. Please observe that the accuracy of the plotting has some limitations due to image resolution and/or printer quality. These results are anyway unofficial since only the final output from the timing system can provide complete and correct competition results.



NM Normal
20180310 - Normal

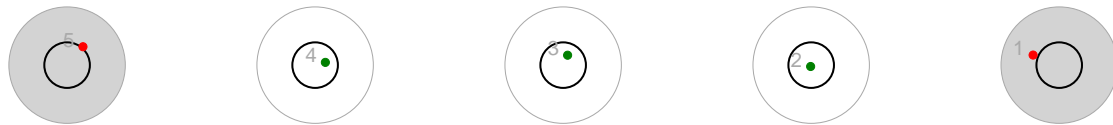


357 Emil Andre Breivik

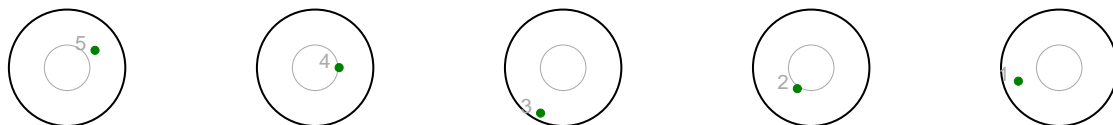
17 M19

P	1S	2S	3S	4S	5S	ShTm	Rnk	Sht.Img.	P/S	La
2	15:02:47	0:08.9	0:03.4	0:03.3	0:03.2	00:18.8	-	● ④ ③ ② ●	P	7
0	15:10:38	0:02.8	0:03.1	0:02.6	0:05.8	00:14.3	-	⑤ ④ ③ ② ①	S	22
1	15:18:48	0:03.3	0:03.0	0:02.8	0:02.9	00:12.0	-	⑤ ● ③ ② ①	P	4
2	15:26:57	0:03.0	0:02.9	0:05.3	0:03.3	00:14.5	-	⑤ ● ● ② ①	S	18
5						00:59.6	-			

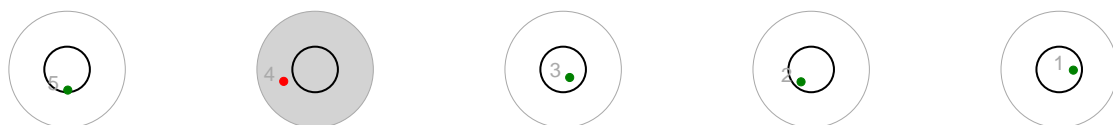
Series: 1 - Prone



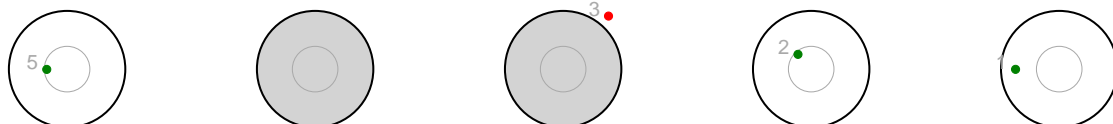
Series: 2 - Standing



Series: 3 - Prone



Series: 4 - Standing



The Biathlon score card presents accurate hit/miss and timing information in the results table. The graphic plot of each series, presents the location of the shots on each of the five targets. Please observe that the accuracy of the plotting has some limitations due to image resolution and/or printer quality. These results are anyway unofficial since only the final output from the timing system can provide complete and correct competition results.



NM Normal
20180310 - Normal

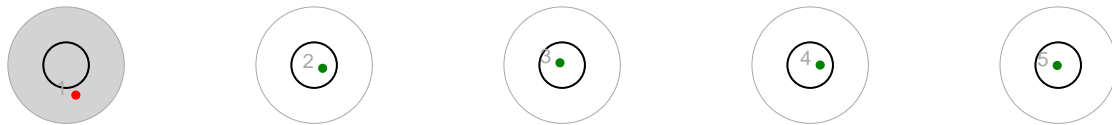


358 Odin Garli

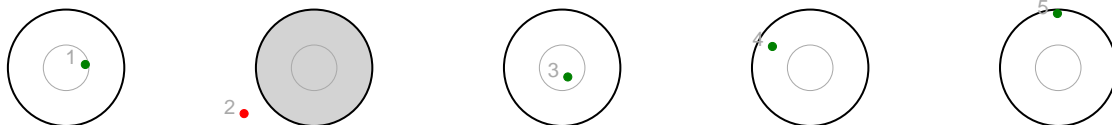
9 M19

P	1S	2S	3S	4S	5S	ShTm	Rnk	Sht.lmg.	P/S	La
1	15:03:04	0:03.9	0:03.6	0:03.5	0:02.8	00:13.8	-	● ② ③ ④ ⑤	P	1
1	15:10:38	0:03.8	0:03.5	0:03.0	0:03.0	00:13.3	-	① ● ③ ④ ⑤	S	16
1	15:18:32	0:03.3	0:02.6	0:02.1	0:02.1	00:10.1	-	① ② ③ ● ⑤	P	1
1	15:26:20	0:03.6	0:03.2	0:03.4	0:03.5	00:13.7	-	● ② ③ ④ ⑤	S	17
4						00:50.9	-			

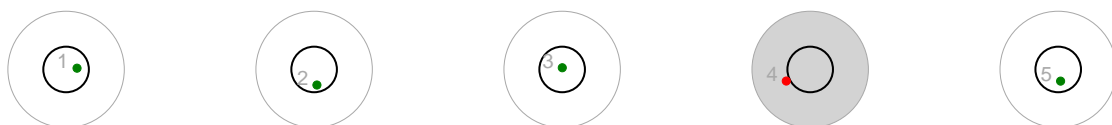
Series: 1 - Prone



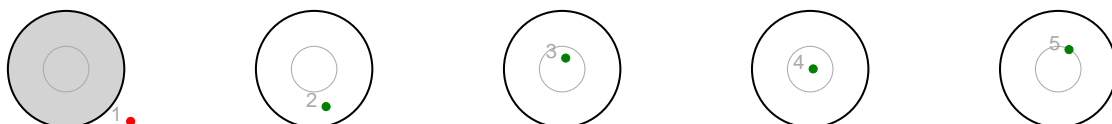
Series: 2 - Standing



Series: 3 - Prone



Series: 4 - Standing



The Biathlon score card presents accurate hit/miss and timing information in the results table. The graphic plot of each series, presents the location of the shots on each of the five targets. Please observe that the accuracy of the plotting has some limitations due to image resolution and/or printer quality. These results are anyway unofficial since only the final output from the timing system can provide complete and correct competition results.



NM Normal
20180310 - Normal

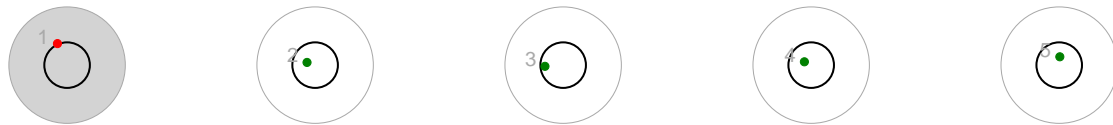


359 Torbjørn Oppigard

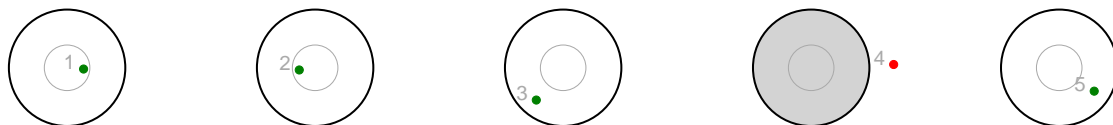
16 M19

P	1S	2S	3S	4S	5S	ShTm	Rnk	Sht.Img.	P/S	La
1	15:04:14	0:11.9	0:04.5	0:03.8	0:05.8	00:26.0	-	● ② ③ ④ ⑤	P	1
1	15:12:28	0:04.6	0:04.2	0:04.0	0:03.6	00:16.4	-	① ② ③ ● ⑤	S	16
0	15:20:59	0:03.6	0:04.5	0:04.4	0:04.6	00:17.1	-	① ② ③ ④ ⑤	P	2
3	15:29:37	0:03.4	0:04.0	0:03.9	0:03.6	00:14.9	-	● ● ③ ④ ●	S	16
5						01:14.4	-			

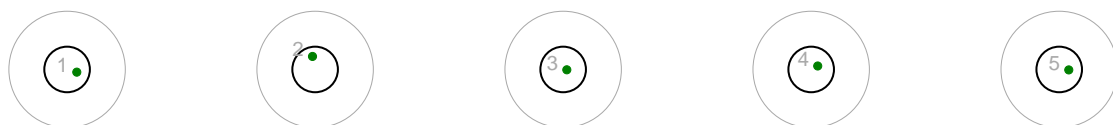
Series: 1 - Prone



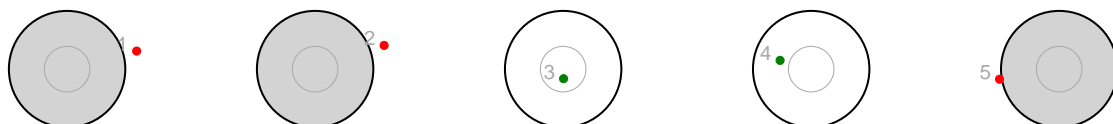
Series: 2 - Standing



Series: 3 - Prone



Series: 4 - Standing



The Biathlon score card presents accurate hit/miss and timing information in the results table. The graphic plot of each series, presents the location of the shots on each of the five targets. Please observe that the accuracy of the plotting has some limitations due to image resolution and/or printer quality. These results are anyway unofficial since only the final output from the timing system can provide complete and correct competition results.



NM Normal
20180310 - Normal

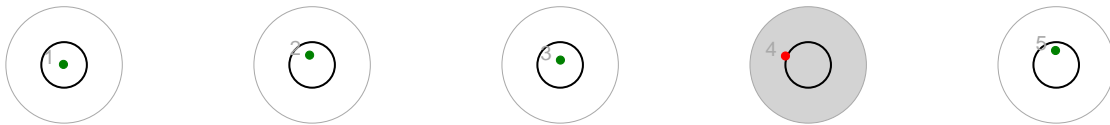


360 Øystein Flatabø Jordal

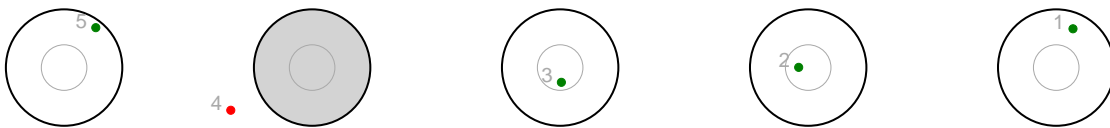
21 M19

P	1S	2S	3S	4S	5S	ShTm	Rnk	Sht.Img.	P/S	La
1	15:04:51	0:04.7	0:03.3	0:03.2	0:02.5	00:13.7	-	① ② ③ ● ⑤	P	9
1	15:13:55	0:03.1	0:02.9	0:02.8	0:02.1	00:10.9	-	⑤ ● ③ ② ①	S	17
4	15:23:17	0:02.8	0:03.4	0:02.6	0:02.5	00:11.3	-	● ② ● ● ●	P	9
6						00:35.9	-			

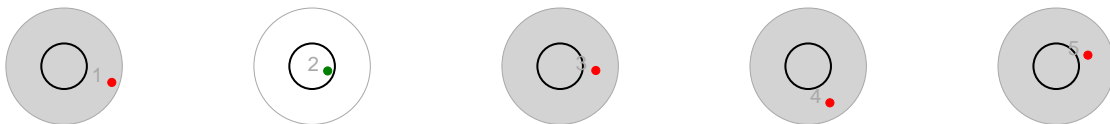
Series: 1 - Prone



Series: 2 - Standing



Series: 3 - Prone



The Biathlon score card presents accurate hit/miss and timing information in the results table. The graphic plot of each series, presents the location of the shots on each of the five targets. Please observe that the accuracy of the plotting has some limitations due to image resolution and/or printer quality. These results are anyway unofficial since only the final output from the timing system can provide complete and correct competition results.



NM Normal
20180310 - Normal

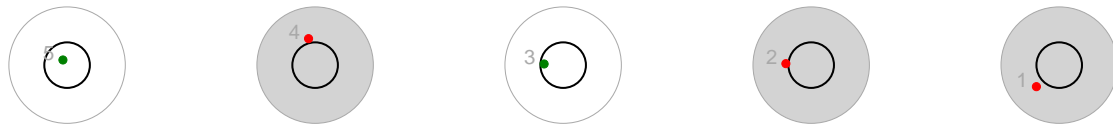


361 Jonas Slettemark Juel

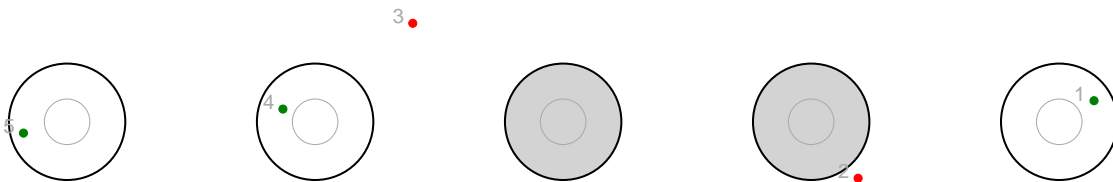
20 M19

P	1S	2S	3S	4S	5S	ShTm	Rnk	Sht.lmg.	P/S	La
3	15:04:25	0:04.1	0:08.7	0:05.2	0:04.1	00:22.1	-	⑤ ● ③ ● ●	P	8
2	15:11:56	0:03.3	0:03.4	0:02.8	0:04.0	00:13.5	-	⑤ ④ ● ● ①	S	20
4	15:19:41	0:04.2	0:05.4	0:09.5	0:04.6	00:23.7	-	● ④ ● ● ●	P	10
5	15:27:41	0:01.7	0:01.1	0:01.0	0:01.0	00:04.8	-	● ● ● ● ●	S	22
14						01:04.1	-			

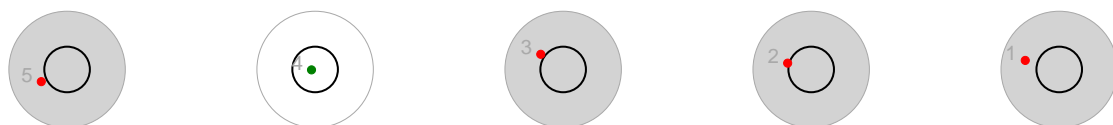
Series: 1 - Prone



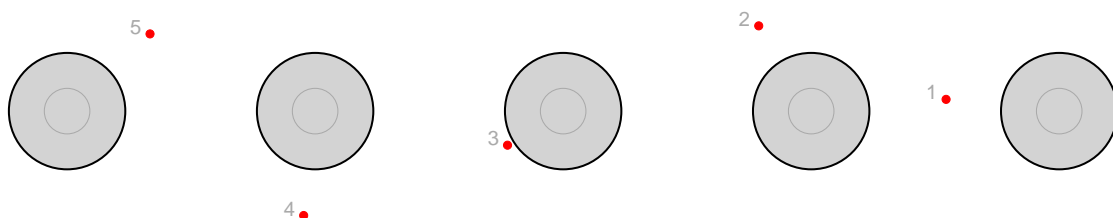
Series: 2 - Standing



Series: 3 - Prone



Series: 4 - Standing



The Biathlon score card presents accurate hit/miss and timing information in the results table. The graphic plot of each series, presents the location of the shots on each of the five targets. Please observe that the accuracy of the plotting has some limitations due to image resolution and/or printer quality. These results are anyway unofficial since only the final output from the timing system can provide complete and correct competition results.



NM Normal
20180310 - Normal

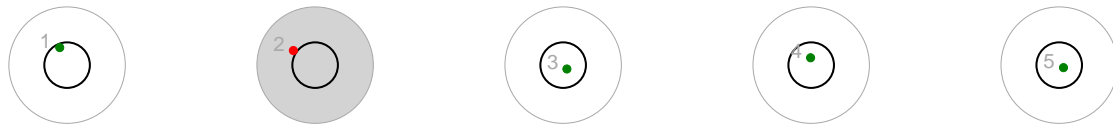


362 Ola Martinus WINGESTAD

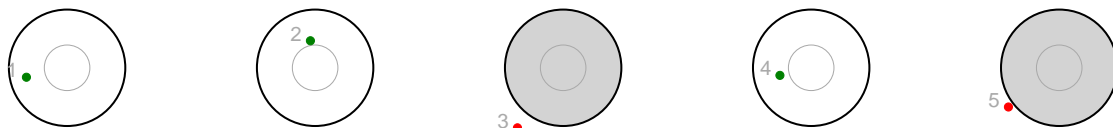
22 M19

P	1S	2S	3S	4S	5S	ShTm	Rnk	Sht.lmg.	P/S	La
1	15:05:58	0:05.6	0:05.4	0:06.1	0:06.0	00:23.1	-	① ● ③ ④ ⑤	P	5
2	15:15:00	0:03.5	0:03.0	0:03.6	0:03.7	00:13.8	-	① ② ● ④ ●	S	22
2	15:24:30	0:05.5	0:04.9	0:05.1	0:05.5	00:21.0	-	① ② ● ④ ●	P	6
2	15:33:55	0:03.7	0:03.3	0:03.6	0:03.7	00:14.3	-	① ② ③ ● ●	S	16
7						01:12.2	-			

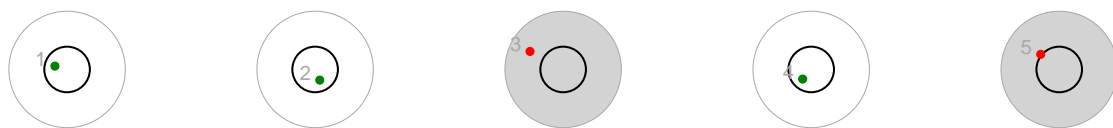
Series: 1 - Prone



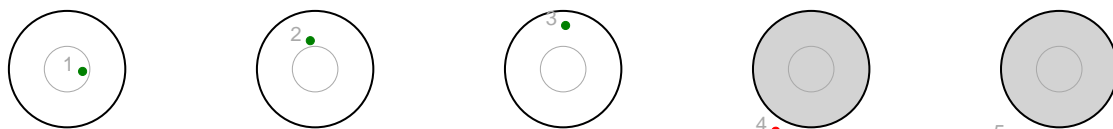
Series: 2 - Standing



Series: 3 - Prone



Series: 4 - Standing



The Biathlon score card presents accurate hit/miss and timing information in the results table. The graphic plot of each series, presents the location of the shots on each of the five targets. Please observe that the accuracy of the plotting has some limitations due to image resolution and/or printer quality. These results are anyway unofficial since only the final output from the timing system can provide complete and correct competition results.



NM Normal
20180310 - Normal

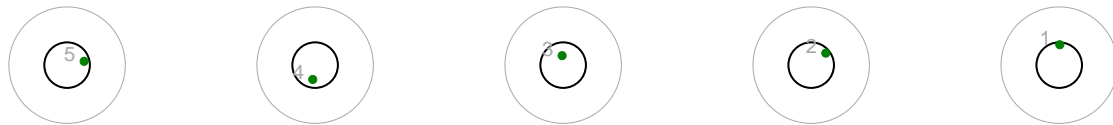


363 Daniel Olai Nyvoll

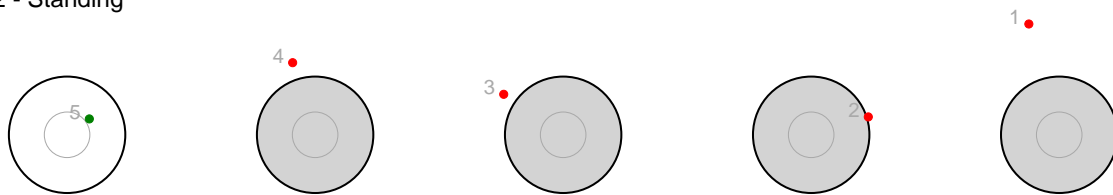
17 M19

P	1S	2S	3S	4S	5S	ShTm	Rnk	Sht.lmg.	P/S	La
0	15:05:55	0:03.1	0:03.1	0:02.9	0:04.2	00:13.3	-	⑤ ④ ③ ② ①	P	1
4	15:14:02	0:02.8	0:03.1	0:04.2	0:02.5	00:12.6	-	⑤ ● ● ● ●	S	18
2	15:22:53	0:03.7	0:02.9	0:02.7	0:03.1	00:12.4	-	⑤ ● ③ ② ●	P	1
2	15:31:33	0:02.7	0:02.1	0:02.5	0:02.2	00:09.5	-	⑤ ④ ● ② ●	S	17
8						00:47.8	-			

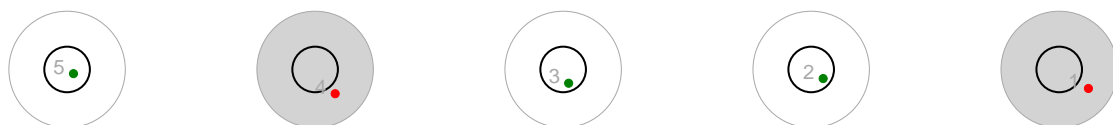
Series: 1 - Prone



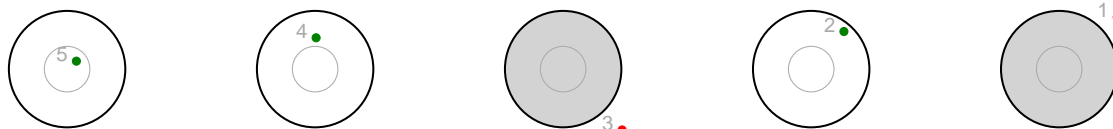
Series: 2 - Standing



Series: 3 - Prone



Series: 4 - Standing



The Biathlon score card presents accurate hit/miss and timing information in the results table. The graphic plot of each series, presents the location of the shots on each of the five targets. Please observe that the accuracy of the plotting has some limitations due to image resolution and/or printer quality. These results are anyway unofficial since only the final output from the timing system can provide complete and correct competition results.



NM Normal
20180310 - Normal

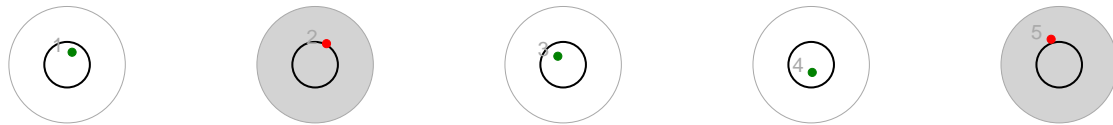


364 Embrik Børresen

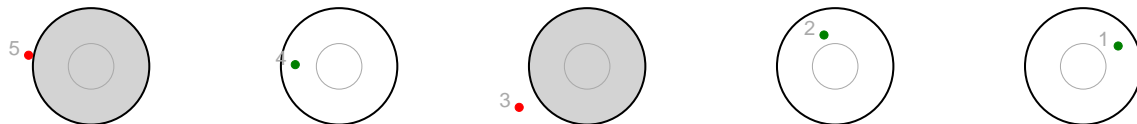
14 M19

P	1S	2S	3S	4S	5S	ShTm	Rnk	Sht.lmg.	P/S	La
2	15:06:35	0:02.8	0:02.3	0:02.5	0:02.2	00:09.8	-	① ● ③ ④ ●	P	10
2	15:15:05	0:02.0	0:01.5	0:02.0	0:02.1	00:07.6	-	● ④ ● ② ①	S	24
4						00:17.4	-			

Series: 1 - Prone



Series: 2 - Standing



The Biathlon score card presents accurate hit/miss and timing information in the results table. The graphic plot of each series, presents the location of the shots on each of the five targets. Please observe that the accuracy of the plotting has some limitations due to image resolution and/or printer quality. These results are anyway unofficial since only the final output from the timing system can provide complete and correct competition results.



NM Normal
20180310 - Normal

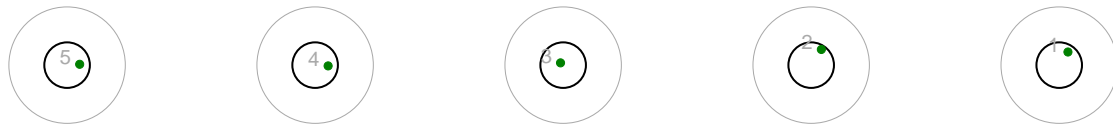


365 Anders RINGEN

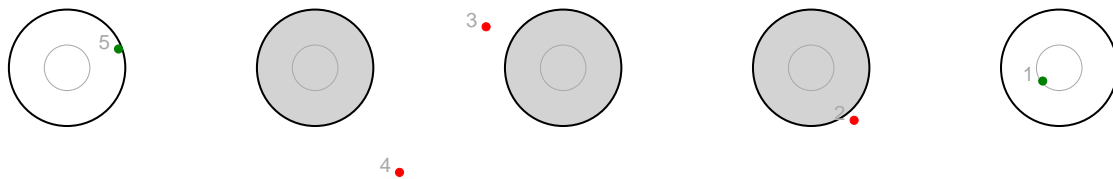
12 M19

P	1S	2S	3S	4S	5S	ShTm	Rnk	Sht.lmg.	P/S	La
0	15:07:00	0:04.0	0:03.6	0:03.6	0:03.6	00:14.8	-	⑤ ④ ③ ② ①	P	6
3	15:14:57	0:04.0	0:05.9	0:03.8	0:04.2	00:17.9	-	⑤ ● ● ● ①	S	21
2	15:23:16	0:07.5	0:04.0	0:03.8	0:05.4	00:20.7	-	⑤ ● ③ ② ●	P	2
2	15:31:36	0:04.7	0:03.9	0:03.0	0:03.9	00:15.5	-	⑤ ④ ③ ● ●	S	21
7						01:08.9	-			

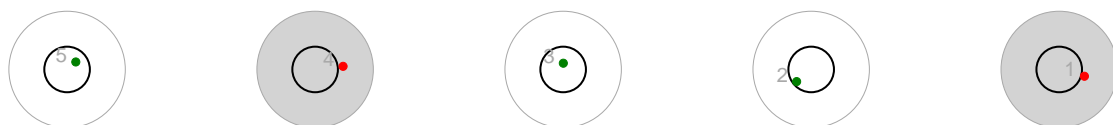
Series: 1 - Prone



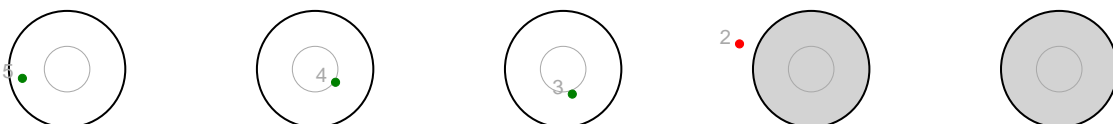
Series: 2 - Standing



Series: 3 - Prone



Series: 4 - Standing



The Biathlon score card presents accurate hit/miss and timing information in the results table. The graphic plot of each series, presents the location of the shots on each of the five targets. Please observe that the accuracy of the plotting has some limitations due to image resolution and/or printer quality. These results are anyway unofficial since only the final output from the timing system can provide complete and correct competition results.



NM Normal
20180310 - Normal

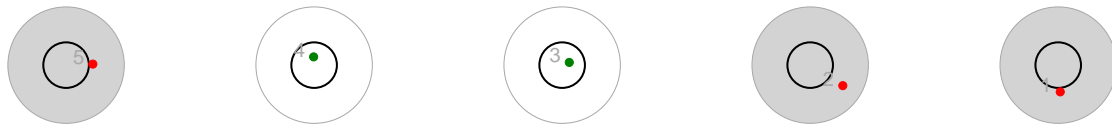


367 Torjus Idland

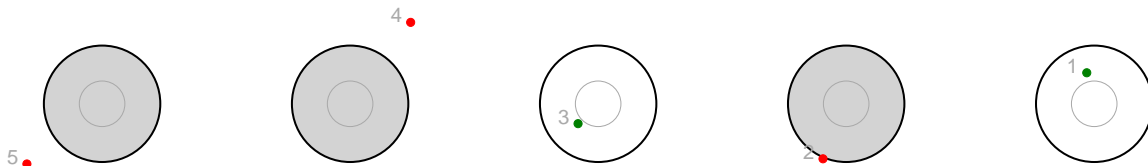
12 M19

P	1S	2S	3S	4S	5S	ShTm	Rnk	Sht.Img.	P/S	La
3	15:07:30	0:05.8	0:04.7	0:04.6	0:05.4	00:20.5	-	● ④ ③ ● ●	P	5
3	15:15:02	0:02.7	0:03.1	0:02.4	0:03.0	00:11.2	-	● ● ③ ● ①	S	23
0	15:23:00	0:05.0	0:03.7	0:03.5	0:03.3	00:15.5	-	⑤ ④ ③ ② ①	P	5
3	15:30:54	0:02.9	0:02.2	0:02.9	0:02.9	00:10.9	-	⑤ ● ● ② ●	S	16
9						00:58.1	-			

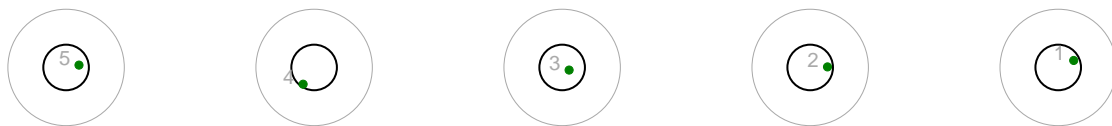
Series: 1 - Prone



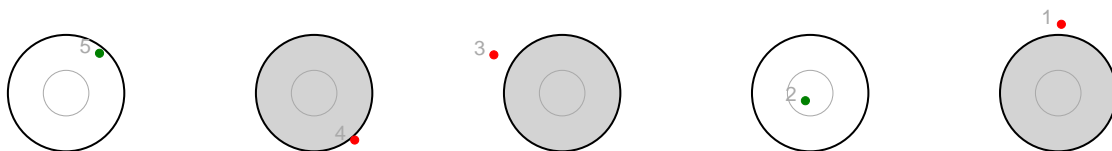
Series: 2 - Standing



Series: 3 - Prone



Series: 4 - Standing



The Biathlon score card presents accurate hit/miss and timing information in the results table. The graphic plot of each series, presents the location of the shots on each of the five targets. Please observe that the accuracy of the plotting has some limitations due to image resolution and/or printer quality. These results are anyway unofficial since only the final output from the timing system can provide complete and correct competition results.



NM Normal
20180310 - Normal

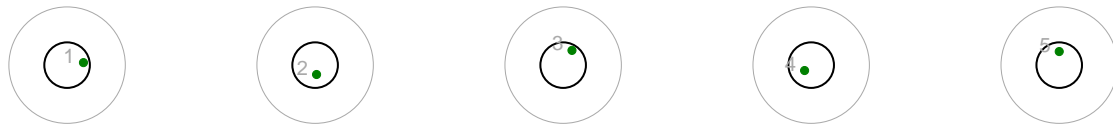


368 Stian Strand Paulsen

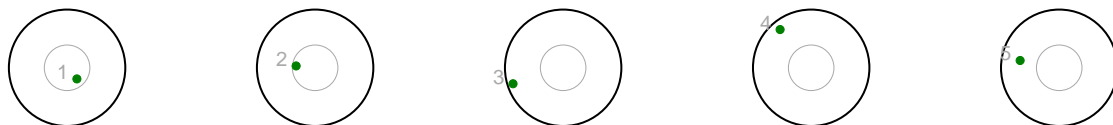
19 M19

P	1S	2S	3S	4S	5S	ShTm	Rnk	Sht.lmg.	P/S	La
0	15:08:26	0:04.0	0:02.7	0:02.9	0:02.7	00:12.3	-	① ② ③ ④ ⑤	P	1
0	15:17:48	0:05.3	0:05.1	0:02.4	0:03.3	00:16.1	-	① ② ③ ④ ⑤	S	17
2	15:26:51	0:04.3	0:03.9	0:03.2	0:03.1	00:14.5	-	● ② ③ ● ⑤	P	2
2	15:35:43	0:03.7	0:02.2	0:02.6	0:02.1	00:10.6	-	① ● ③ ● ⑤	S	22
4						00:53.5	-			

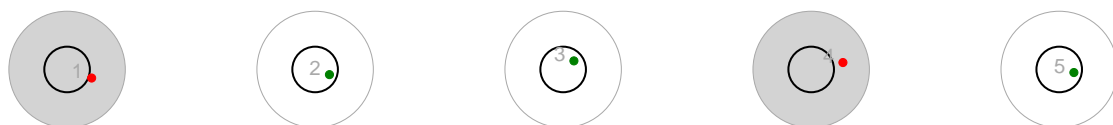
Series: 1 - Prone



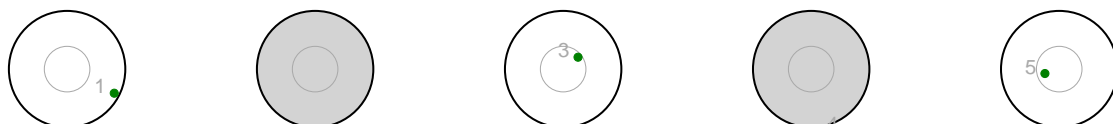
Series: 2 - Standing



Series: 3 - Prone



Series: 4 - Standing



The Biathlon score card presents accurate hit/miss and timing information in the results table. The graphic plot of each series, presents the location of the shots on each of the five targets. Please observe that the accuracy of the plotting has some limitations due to image resolution and/or printer quality. These results are anyway unofficial since only the final output from the timing system can provide complete and correct competition results.



NM Normal
20180310 - Normal

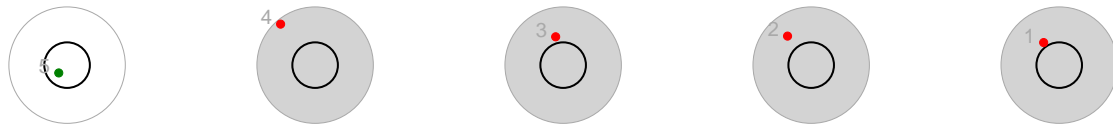


369 Gard Edvard Myhr

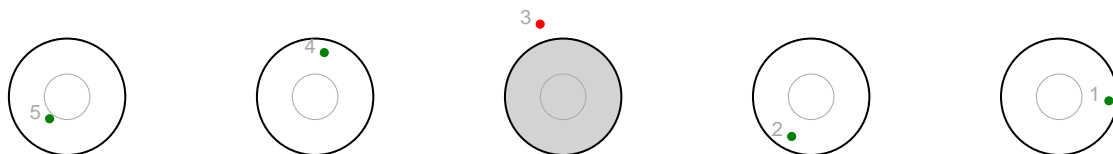
15 M19

P	1S	2S	3S	4S	5S	ShTm	Rnk	Sht.lmg.	P/S	La
4	15:09:08	0:04.3	0:03.3	0:03.4	0:02.9	00:13.9	-	⑤ ● ● ● ●	P	12
1	15:17:43	0:03.1	0:03.7	0:02.8	0:03.4	00:13.0	-	⑤ ④ ● ② ①	S	19
2	15:26:33	0:04.1	0:03.1	0:02.4	0:03.7	00:13.3	-	● ④ ● ② ①	P	9
2	15:35:33	0:02.6	0:02.4	0:02.7	0:02.6	00:10.3	-	⑤ ● ● ② ①	S	20
9						00:50.5	-			

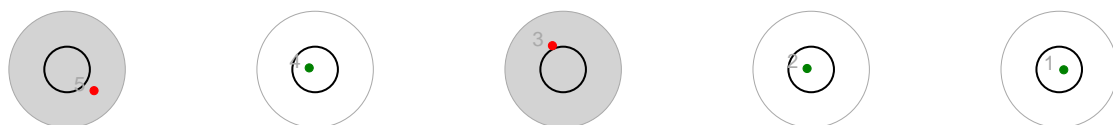
Series: 1 - Prone



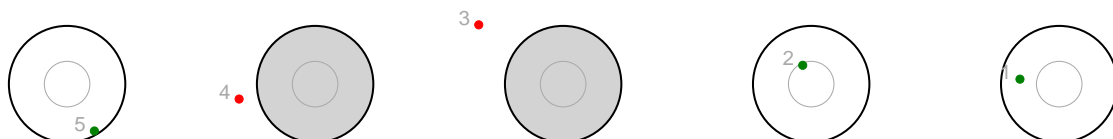
Series: 2 - Standing



Series: 3 - Prone



Series: 4 - Standing



The Biathlon score card presents accurate hit/miss and timing information in the results table. The graphic plot of each series, presents the location of the shots on each of the five targets. Please observe that the accuracy of the plotting has some limitations due to image resolution and/or printer quality. These results are anyway unofficial since only the final output from the timing system can provide complete and correct competition results.



NM Normal

20180310 - Normal

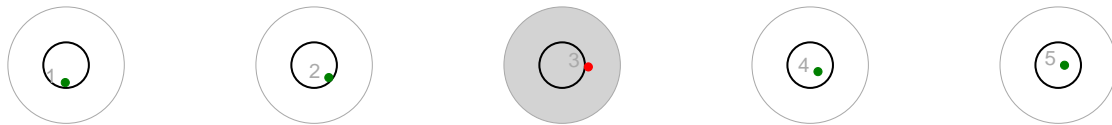


370 Halvor Wik

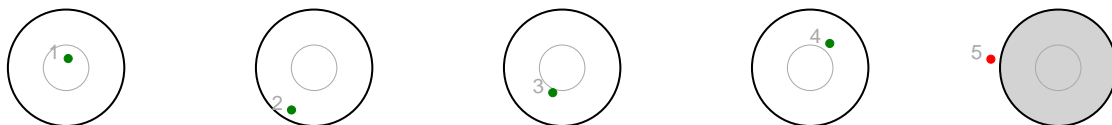
9 M19

P	1S	2S	3S	4S	5S	ShTm	Rnk	Sht.lmg.	P/S	La
1	15:09:08	0:03.8	0:04.2	0:04.1	0:05.0	00:17.1	-	① ② ● ④ ⑤	P	8
1	15:17:04	0:04.3	0:03.3	0:03.2	0:03.0	00:13.8	-	① ② ③ ④ ●	S	16
2	15:25:31	0:06.5	0:04.6	0:07.0	0:05.7	00:23.8	-	① ② ● ④ ●	P	8
3	15:34:26	0:03.6	0:05.9	0:03.7	0:02.8	00:16.0	-	● ● ③ ● ⑤	S	18
7						01:10.7	-			

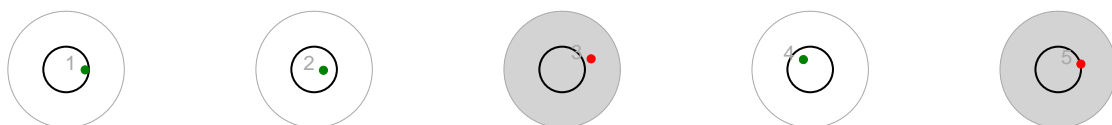
Series: 1 - Prone



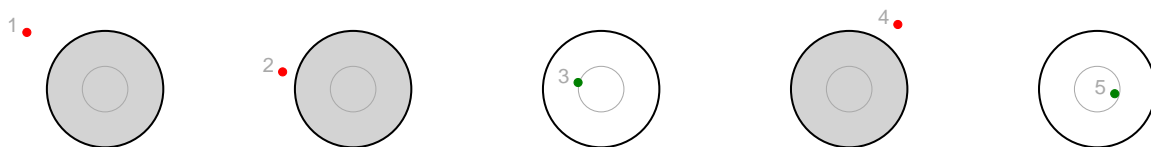
Series: 2 - Standing



Series: 3 - Prone



Series: 4 - Standing



The Biathlon score card presents accurate hit/miss and timing information in the results table. The graphic plot of each series, presents the location of the shots on each of the five targets. Please observe that the accuracy of the plotting has some limitations due to image resolution and/or printer quality. These results are anyway unofficial since only the final output from the timing system can provide complete and correct competition results.



NM Normal
20180310 - Normal

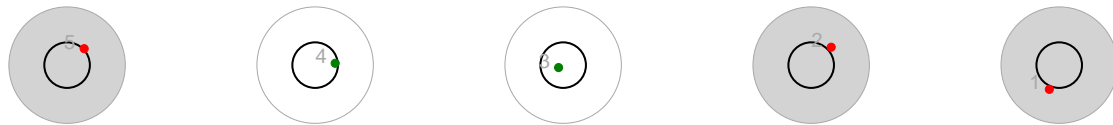


372 Gard Reier GROVEN

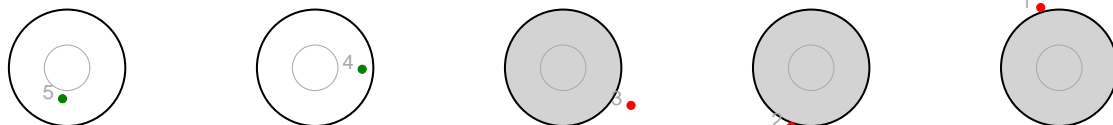
16 M19

P	1S	2S	3S	4S	5S	ShTm	Rnk	Sht.lmg.	P/S	La
3	15:10:24	0:04.4	0:05.4	0:03.1	0:19.1	00:32.0	-	● ④ ③ ● ●	P	3
3	15:18:37	0:03.4	0:07.8	0:04.8	0:03.0	00:19.0	-	⑤ ④ ● ● ●	S	16
0	15:27:23	0:04.1	0:02.8	0:02.8	0:02.6	00:12.3	-	⑤ ④ ③ ② ①	P	6
1	15:36:05	0:02.7	0:02.2	0:03.0	0:02.7	00:10.6	-	⑤ ④ ● ② ①	S	16
7						01:13.9	-			

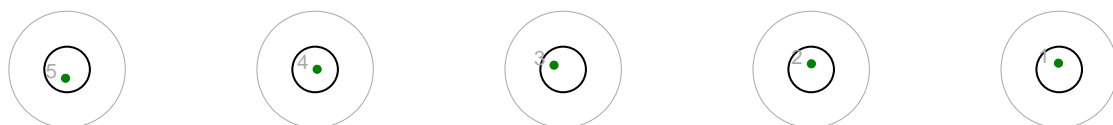
Series: 1 - Prone



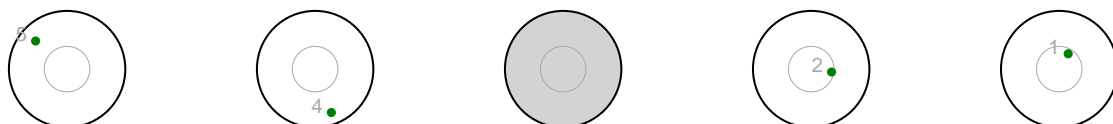
Series: 2 - Standing



Series: 3 - Prone



Series: 4 - Standing



The Biathlon score card presents accurate hit/miss and timing information in the results table. The graphic plot of each series, presents the location of the shots on each of the five targets. Please observe that the accuracy of the plotting has some limitations due to image resolution and/or printer quality. These results are anyway unofficial since only the final output from the timing system can provide complete and correct competition results.



NM Normal
20180310 - Normal

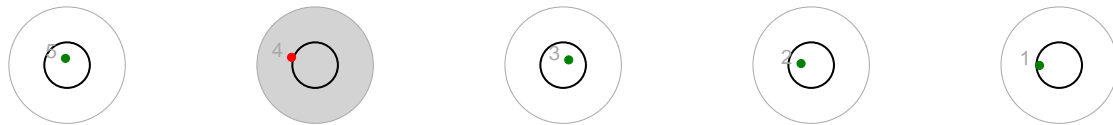


373 Hermann Stensby

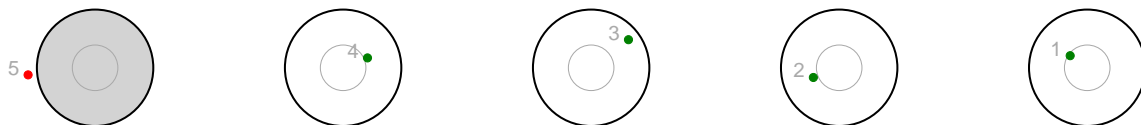
14 M19

P	1S	2S	3S	4S	5S	ShTm	Rnk	Sht.Img.	P/S	La
1	15:11:10	0:04.2	0:03.9	0:04.5	0:03.8	00:16.4	-	⑤ ● ③ ② ①	P	2
1	15:19:50	0:02.5	0:02.5	0:02.2	0:02.6	00:09.8	-	● ④ ③ ② ①	S	25
3	15:29:11	0:02.9	0:02.6	0:02.7	0:02.0	00:10.2	-	● ● ● ② ①	P	1
1	15:38:24	0:01.7	0:01.8	0:01.9	0:01.7	00:07.1	-	⑤ ④ ● ② ①	S	21
6						00:43.5	-			

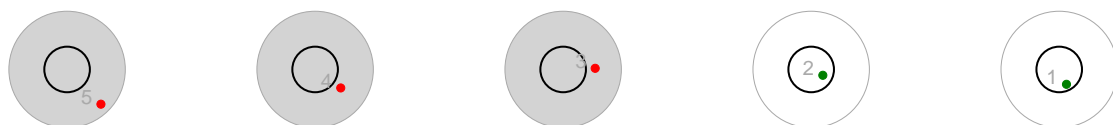
Series: 1 - Prone



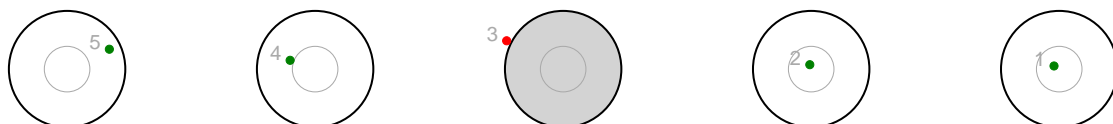
Series: 2 - Standing



Series: 3 - Prone



Series: 4 - Standing



The Biathlon score card presents accurate hit/miss and timing information in the results table. The graphic plot of each series, presents the location of the shots on each of the five targets. Please observe that the accuracy of the plotting has some limitations due to image resolution and/or printer quality. These results are anyway unofficial since only the final output from the timing system can provide complete and correct competition results.



NM Normal
20180310 - Normal

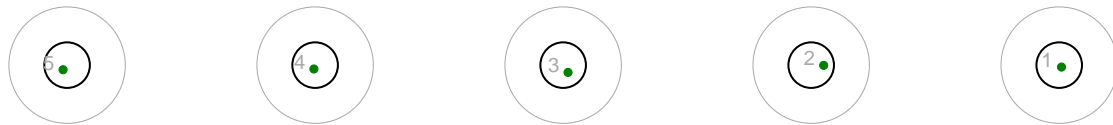


374 Even Mangset

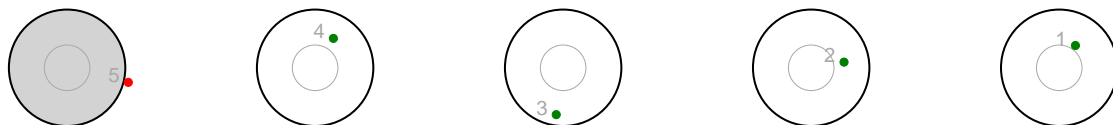
11 M19

P	1S	2S	3S	4S	5S	ShTm	Rnk	Sht.lmg.	P/S	La
0	15:10:56	0:03.9	0:04.2	0:04.4	0:04.0	00:16.5	-	⑤ ④ ③ ② ①	P	1
1	15:18:23	0:02.4	0:03.0	0:03.1	0:02.9	00:11.4	-	● ④ ③ ② ①	S	23
0	15:26:18	0:04.4	0:04.3	0:03.7	0:03.9	00:16.3	-	⑤ ④ ③ ② ①	P	1
2	15:34:06	0:03.3	0:02.6	0:02.4	0:03.2	00:11.5	-	● ● ③ ② ①	S	17
3						00:55.7	-			

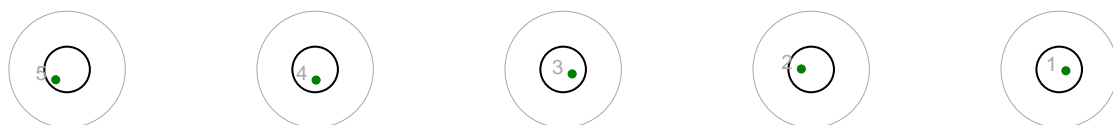
Series: 1 - Prone



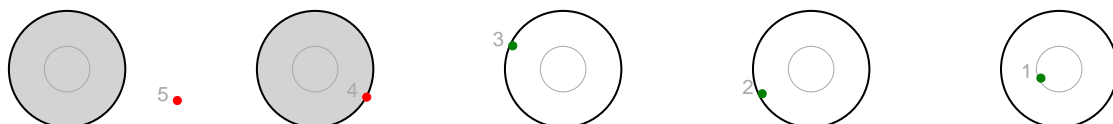
Series: 2 - Standing



Series: 3 - Prone



Series: 4 - Standing



The Biathlon score card presents accurate hit/miss and timing information in the results table. The graphic plot of each series, presents the location of the shots on each of the five targets. Please observe that the accuracy of the plotting has some limitations due to image resolution and/or printer quality. These results are anyway unofficial since only the final output from the timing system can provide complete and correct competition results.



NM Normal
20180310 - Normal

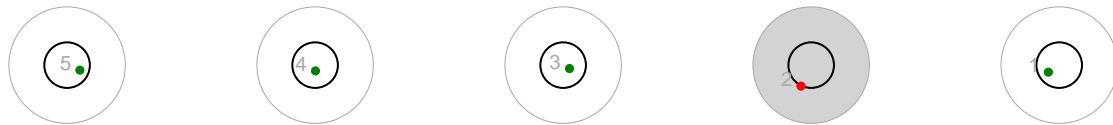


375 Sander Bach-Gansmo

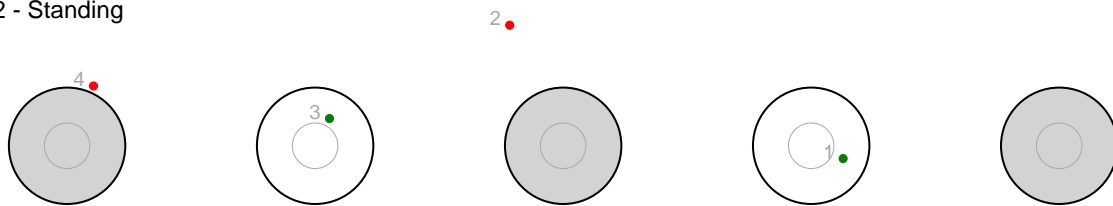
17 M19

P	1S	2S	3S	4S	5S	ShTm	Rnk	Sht.lmg.	P/S	La
1	15:12:06	0:03.3	0:03.8	0:03.4	0:03.5	00:14.0	-	⑤ ④ ③ ● ①	P	5
3	15:20:24	0:02.4	0:02.8	0:02.6	-:--:-	00:07.8	-	● ③ ● ① ●	S	22
0	15:29:13	0:03.4	0:03.3	0:03.1	0:03.2	00:13.0	-	⑤ ④ ③ ② ①	P	6
3	15:37:51	0:02.6	0:02.4	0:02.5	0:01.6	00:09.1	-	● ● ③ ② ●	S	20
7						00:43.9	-			

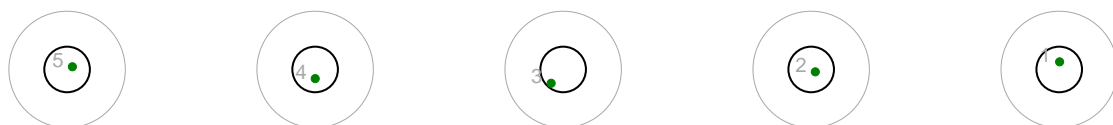
Series: 1 - Prone



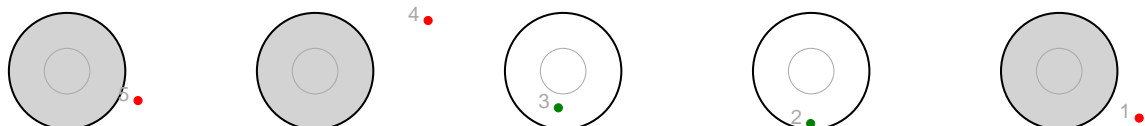
Series: 2 - Standing



Series: 3 - Prone



Series: 4 - Standing



The Biathlon score card presents accurate hit/miss and timing information in the results table. The graphic plot of each series, presents the location of the shots on each of the five targets. Please observe that the accuracy of the plotting has some limitations due to image resolution and/or printer quality. These results are anyway unofficial since only the final output from the timing system can provide complete and correct competition results.