



N M mix stafett 3

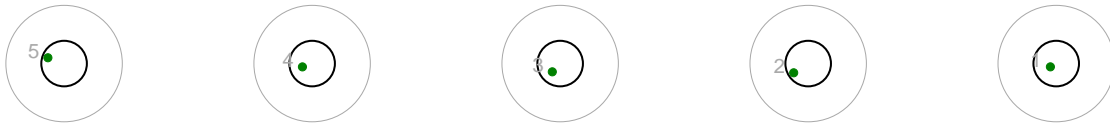
20180311 - Mix relay



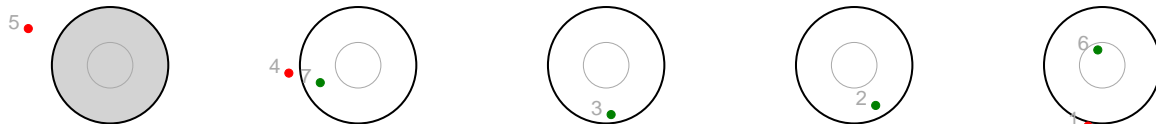
101 Oslo og Akershus

P	1S	2S	3S	4S	5S	6S	7S	8S	ShTm	Rnk	Sht.img.	P/S	La
0	12:36:24	0:03.8	0:04.0	0:03.8	0:05.4	-:--	-:--	-:--	00:17.0	-	⑤ ④ ③ ② ①	P	1
1	12:43:21	0:03.1	0:04.5	0:04.1	0:05.0	0:15.0	0:09.0	-:--	00:40.7	-	● ⑦ ③ ② ⑥	S	18
0	12:57:49	0:02.5	0:02.5	0:02.6	0:02.4	-:--	-:--	-:--	00:10.0	-	⑤ ④ ③ ② ①	P	19
0	13:05:31	0:02.1	0:02.0	0:02.2	0:02.4	0:07.2	0:08.8	0:07.3	00:32.0	-	⑤ ⑧ ③ ② ①	S	16
0	13:19:35	0:02.3	0:02.2	0:02.3	0:02.1	-:--	-:--	-:--	00:08.9	-	⑤ ④ ③ ② ①	P	16
0	13:26:45	0:02.1	0:02.0	0:01.9	0:01.9	0:08.5	0:08.2	0:07.1	00:31.7	-	⑧ ④ ⑥ ② ①	S	12
1									02:20.3	-			

Series: 1 - Prone



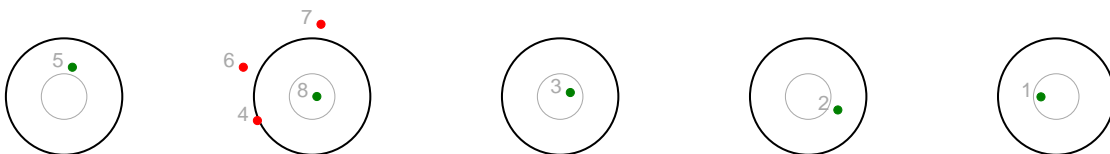
Series: 2 - Standing



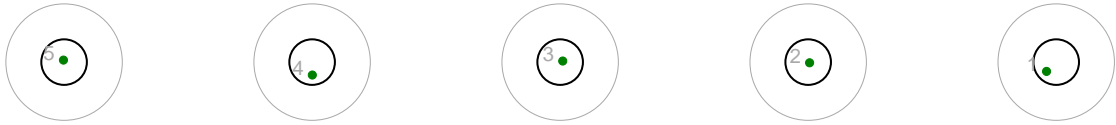
Series: 3 - Prone



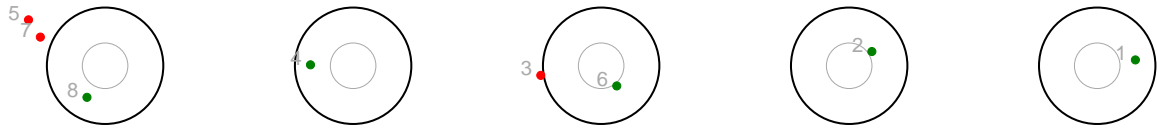
Series: 4 - Standing



Series: 5 - Prone



Series: 6 - Standing



The Biathlon score card presents accurate hit/miss and timing information in the results table. The graphic plot of each series, presents the location of the shots on each of the five targets. Please observe that the accuracy of the plotting has some limitations due to image resolution and/or printer quality. These results are anyway unofficial since only the final output from the timing system can provide complete and correct competition results.



N M mix stafett 3

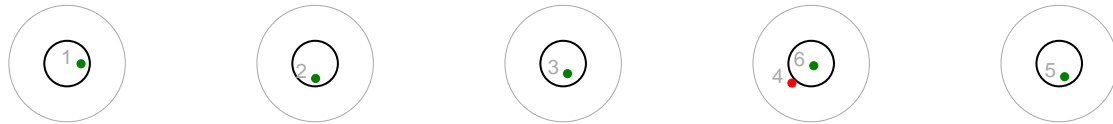
20180311 - Mix relay



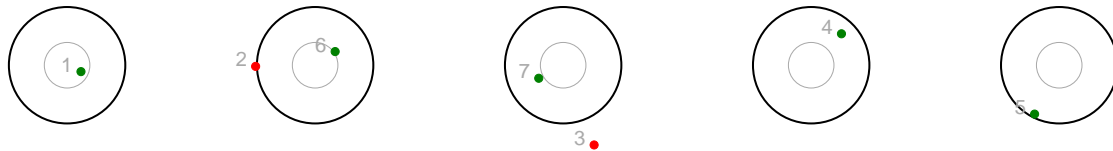
102 Oppland

P	1S	2S	3S	4S	5S	6S	7S	8S	ShTm	Rnk	Sht.lmg.	P/S	La
0	12:35:54	0:03.1	0:03.0	0:03.2	0:03.0	0:23.2	-:--:-	-:--:-	00:35.5	-	① ② ③ ⑥ ⑤	P	2
0	12:42:59	0:03.6	0:03.7	0:05.1	0:03.9	0:07.2	0:07.7	-:--:-	00:31.2	-	① ⑥ ⑦ ④ ⑤	S	9
0	12:55:46	0:02.5	0:02.1	0:03.8	0:08.0	-:--:-	-:--:-	-:--:-	00:16.4	-	⑤ ④ ③ ② ①	P	8
0	13:03:10	0:02.0	0:02.3	0:07.5	0:06.4	0:06.1	0:05.7	-:--:-	00:30.0	-	⑤ ④ ⑦ ⑥ ①	S	4
0	13:16:50	0:01.8	0:01.9	0:02.4	0:02.3	0:07.5	-:--:-	-:--:-	00:15.9	-	⑤ ④ ⑥ ② ①	P	3
0	13:23:56	0:02.3	0:01.6	0:01.5	0:01.9	0:06.0	-:--:-	-:--:-	00:13.3	-	⑤ ④ ③ ② ⑥	S	3
0									02:22.3	-			

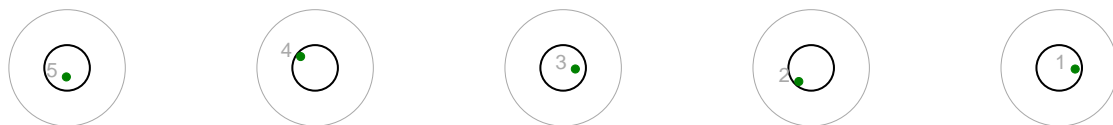
Series: 1 - Prone



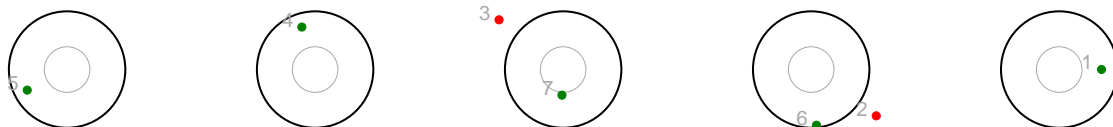
Series: 2 - Standing



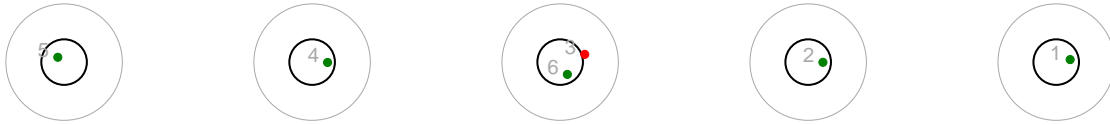
Series: 3 - Prone



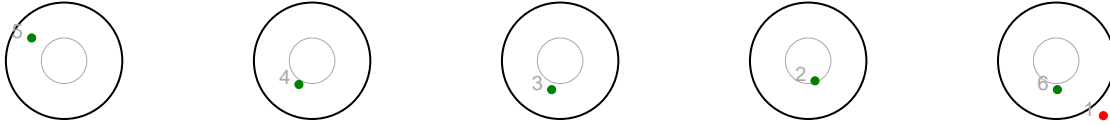
Series: 4 - Standing



Series: 5 - Prone



Series: 6 - Standing



The Biathlon score card presents accurate hit/miss and timing information in the results table. The graphic plot of each series, presents the location of the shots on each of the five targets. Please observe that the accuracy of the plotting has some limitations due to image resolution and/or printer quality. These results are anyway unofficial since only the final output from the timing system can provide complete and correct competition results.



N M mix stafett 3

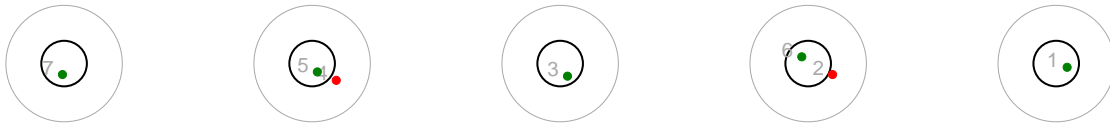
20180311 - Mix relay



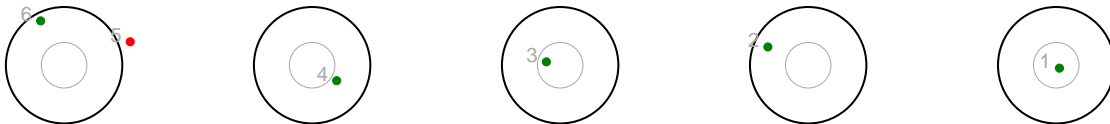
103 Nord-Østerdal

P	1S	2S	3S	4S	5S	6S	7S	8S	ShTm	Rnk	Sht.lmg.	P/S	La
0	12:35:49	0:03.2	0:03.0	0:02.9	0:03.1	0:06.7	0:08.6	-:--	00:27.5	-	⑦ ⑤ ③ ⑥ ①	P	3
0	12:42:27	0:03.0	0:03.0	0:03.0	0:02.8	0:10.1	-:--	-:--	00:21.9	-	⑥ ④ ③ ② ①	S	2
1	12:55:10	0:03.5	0:08.2	0:09.1	0:03.7	0:11.9	0:08.6	0:08.8	00:53.8	-	● ⑦ ⑧ ④ ⑤	P	1
0	13:03:42	0:02.3	0:02.1	0:02.0	0:05.4	-:--	-:--	-:--	00:11.8	-	① ② ③ ④ ⑤	S	8
0	13:17:11	0:02.8	0:02.6	0:02.2	0:02.5	0:11.0	-:--	-:--	00:21.1	-	⑥ ④ ③ ② ①	P	5
0	13:24:34	0:02.6	0:02.5	0:02.7	0:02.4	0:09.2	0:16.9	-:--	00:36.3	-	⑤ ④ ③ ② ⑦	S	5
1									02:52.4	-			

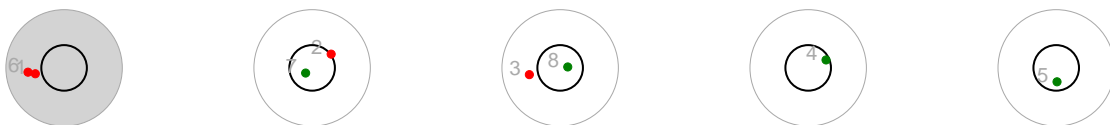
Series: 1 - Prone



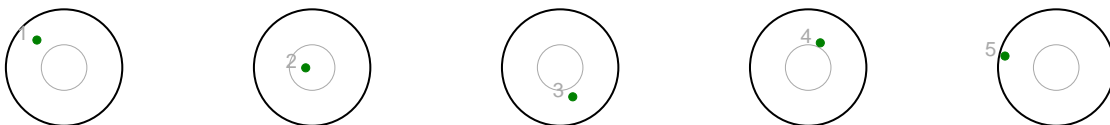
Series: 2 - Standing



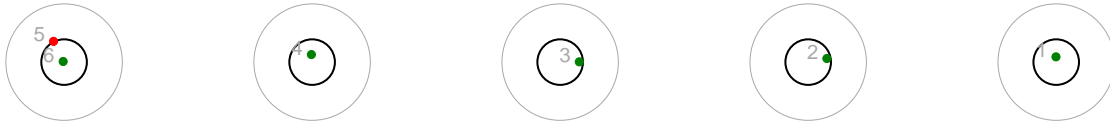
Series: 3 - Prone



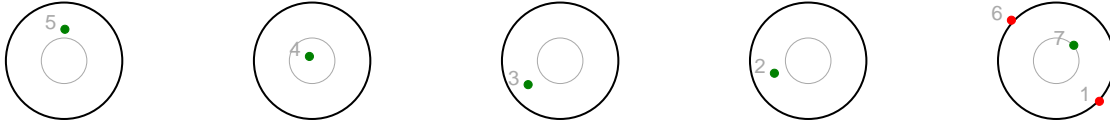
Series: 4 - Standing



Series: 5 - Prone



Series: 6 - Standing



The Biathlon score card presents accurate hit/miss and timing information in the results table. The graphic plot of each series, presents the location of the shots on each of the five targets. Please observe that the accuracy of the plotting has some limitations due to image resolution and/or printer quality. These results are anyway unofficial since only the final output from the timing system can provide complete and correct competition results.



N M mix stafett 3

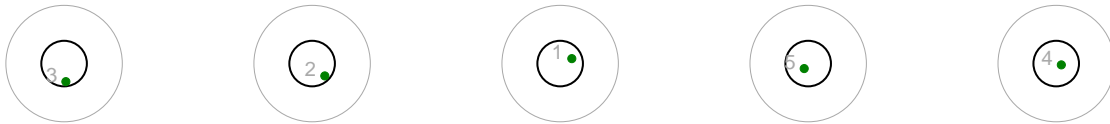
20180311 - Mix relay



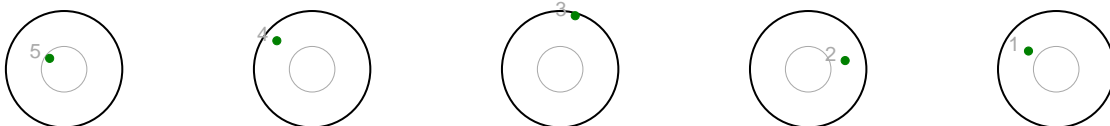
104 Telemark og Vestfold

P	1S	2S	3S	4S	5S	6S	7S	8S	ShTm	Rnk	Sht.Img.	P/S	La
0	12:36:17	0:04.4	0:04.3	0:04.4	0:04.3	-:--	-:--	-:--	00:17.4	-	③ ② ① ⑤ ④	P	4
0	12:43:19	0:04.0	0:03.7	0:04.7	0:03.7	-:--	-:--	-:--	00:16.1	-	⑤ ④ ③ ② ①	S	14
1	12:56:49	0:04.4	0:04.1	0:03.7	0:04.3	0:15.8	0:14.8	0:09.5	00:56.6	-	① ② ⑥ ⑦ ●	P	13
1	13:05:51	0:03.6	0:03.8	0:03.0	0:02.9	0:09.1	0:06.9	0:08.0	00:37.3	-	● ⑦ ③ ② ⑥	S	18
0	13:20:52	0:04.0	0:02.5	0:02.6	0:02.3	0:15.0	0:08.3	-:--	00:34.7	-	① ⑥ ③ ④ ⑦	P	21
0	13:29:28	0:02.6	0:05.0	0:02.3	0:02.3	0:13.1	0:09.5	-:--	00:34.8	-	⑥ ② ③ ⑦ ⑤	S	22
2									03:16.9	-			

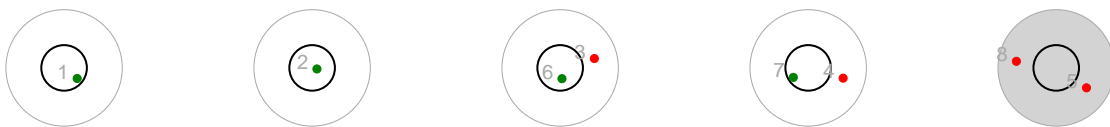
Series: 1 - Prone



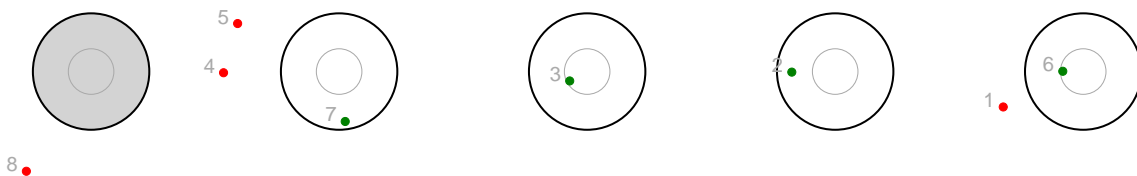
Series: 2 - Standing



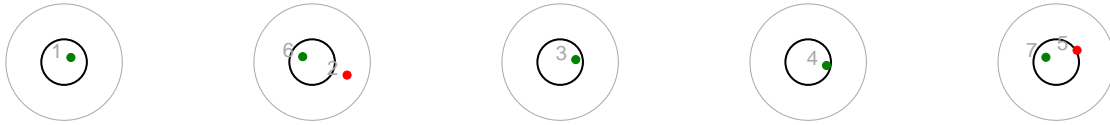
Series: 3 - Prone



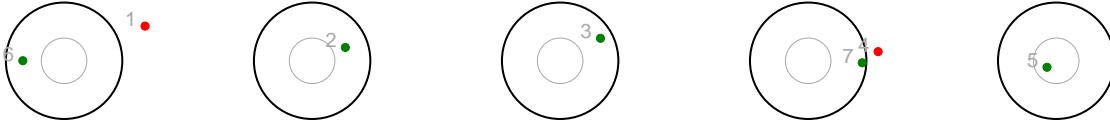
Series: 4 - Standing



Series: 5 - Prone



Series: 6 - Standing



The Biathlon score card presents accurate hit/miss and timing information in the results table. The graphic plot of each series, presents the location of the shots on each of the five targets. Please observe that the accuracy of the plotting has some limitations due to image resolution and/or printer quality. These results are anyway unofficial since only the final output from the timing system can provide complete and correct competition results.



N M mix stafett 3

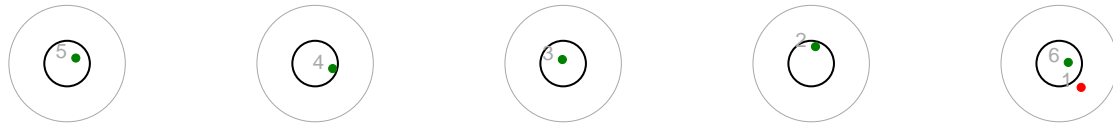
20180311 - Mix relay



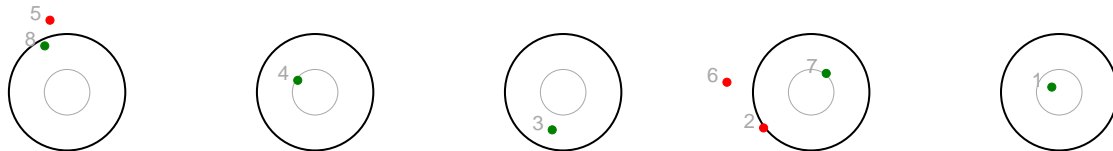
105 Buskerud

P	1S	2S	3S	4S	5S	6S	7S	8S	ShTm	Rnk	Sht.lmg.	P/S	La
0	12:35:48	0:03.3	0:02.9	0:02.2	0:01.9	0:05.8	-:--:-	-:--:-	00:16.1	-	⑤ ④ ③ ② ⑥	P	5
0	12:42:23	0:01.8	0:01.6	0:01.6	0:02.1	0:08.7	0:07.7	0:13.4	00:36.9	-	⑧ ④ ③ ⑦ ①	S	1
0	12:55:36	0:08.8	0:02.2	0:07.0	0:03.8	0:08.5	0:08.0	0:07.0	00:45.3	-	⑧ ④ ⑦ ② ⑥	P	3
0	13:03:20	0:02.5	0:02.1	0:02.2	0:02.5	0:08.3	-:--:-	-:--:-	00:17.6	-	⑤ ⑥ ③ ② ①	S	6
0	13:16:36	0:02.1	0:02.1	0:02.0	0:02.6	0:08.6	-:--:-	-:--:-	00:17.4	-	⑤ ⑥ ③ ② ①	P	2
0	13:23:45	0:01.5	0:01.4	0:01.9	0:01.4	0:05.7	0:07.7	-:--:-	00:19.6	-	⑦ ⑤ ④ ② ①	S	2
0									02:32.9	-			

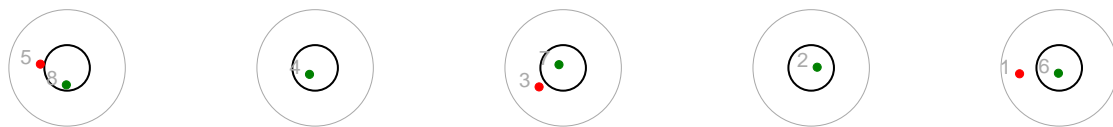
Series: 1 - Prone



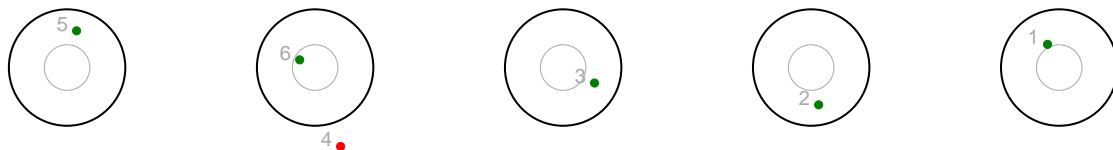
Series: 2 - Standing



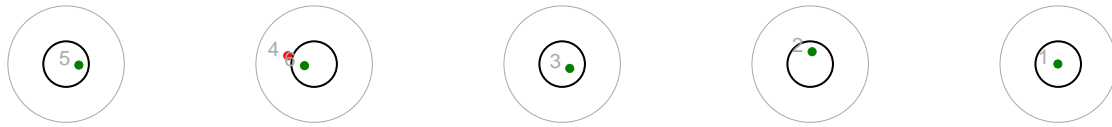
Series: 3 - Prone



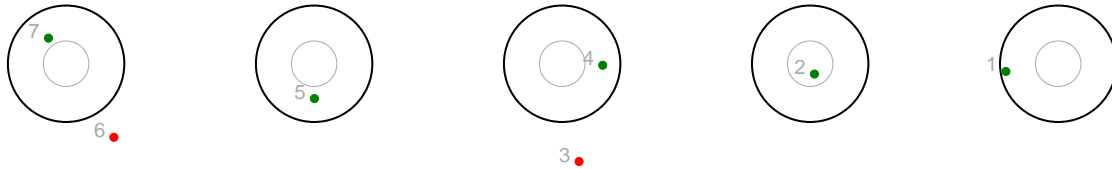
Series: 4 - Standing



Series: 5 - Prone



Series: 6 - Standing



The Biathlon score card presents accurate hit/miss and timing information in the results table. The graphic plot of each series, presents the location of the shots on each of the five targets. Please observe that the accuracy of the plotting has some limitations due to image resolution and/or printer quality. These results are anyway unofficial since only the final output from the timing system can provide complete and correct competition results.



N M mix stafett 3

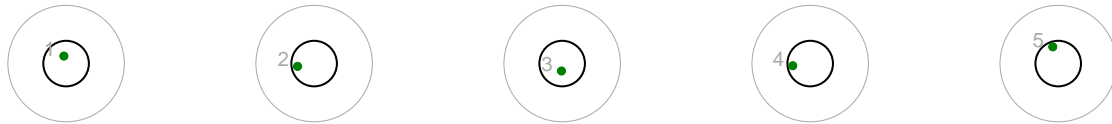
20180311 - Mix relay



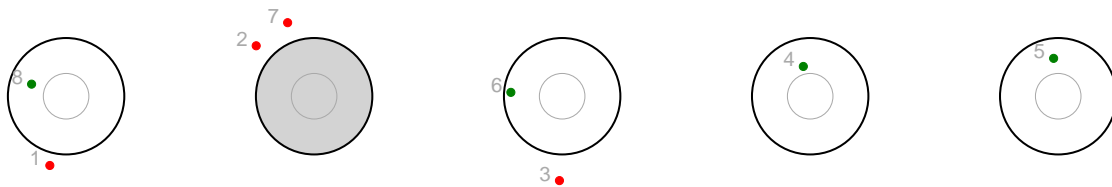
106 Sør-Trøndelag

P	1S	2S	3S	4S	5S	6S	7S	8S	ShTm	Rnk	Sht.lmg.	P/S	La
0	12:36:12	0:03.5	0:03.6	0:03.2	0:03.4	-:--	-:--	-:--	00:13.7	-	① ② ③ ④ ⑤	P	6
1	12:42:58	0:02.5	0:03.3	0:03.7	0:03.2	0:09.8	0:08.6	0:09.5	00:40.6	-	⑧ ● ⑥ ④ ⑤	S	8
0	12:56:43	0:02.9	0:02.9	0:07.4	0:03.2	0:10.8	0:10.0	0:11.0	00:48.2	-	⑤ ④ ⑧ ⑥ ①	P	12
0	13:04:46	0:02.4	0:02.2	0:02.1	0:02.2	-:--	-:--	-:--	00:08.9	-	⑤ ④ ③ ② ①	S	12
0	13:18:41	0:04.2	0:02.9	0:02.2	0:02.3	0:09.7	-:--	-:--	00:21.3	-	⑤ ⑥ ③ ② ①	P	11
0	13:26:25	0:02.5	0:02.2	0:03.6	0:01.9	0:06.4	-:--	-:--	00:16.6	-	⑥ ④ ③ ② ①	S	9
1									02:29.3	-			

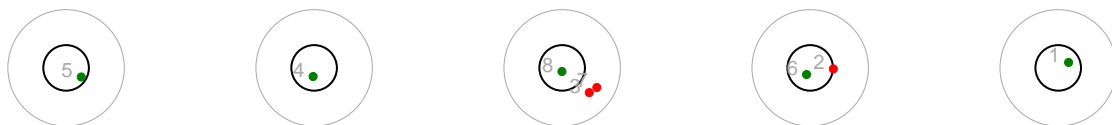
Series: 1 - Prone



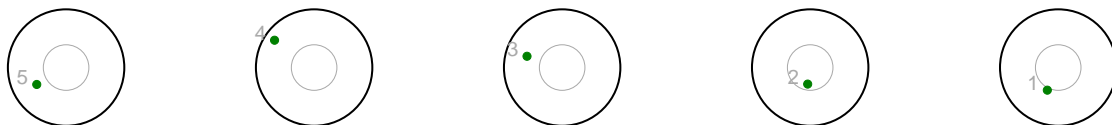
Series: 2 - Standing



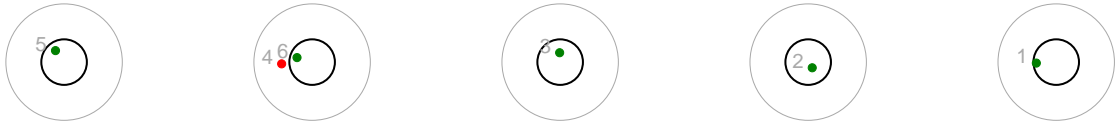
Series: 3 - Prone



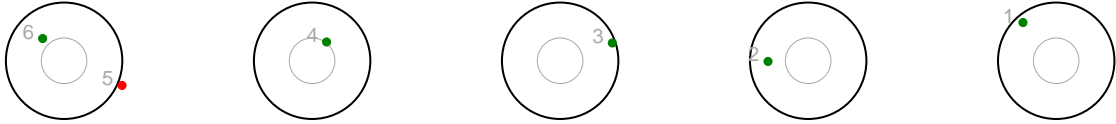
Series: 4 - Standing



Series: 5 - Prone



Series: 6 - Standing



The Biathlon score card presents accurate hit/miss and timing information in the results table. The graphic plot of each series, presents the location of the shots on each of the five targets. Please observe that the accuracy of the plotting has some limitations due to image resolution and/or printer quality. These results are anyway unofficial since only the final output from the timing system can provide complete and correct competition results.



N M mix stafett 3

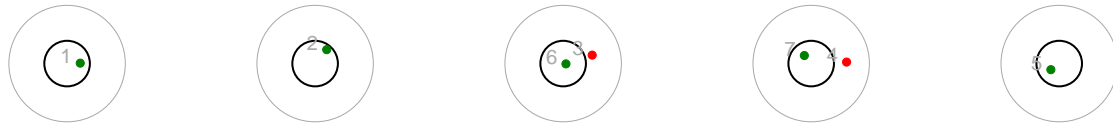
20180311 - Mix relay



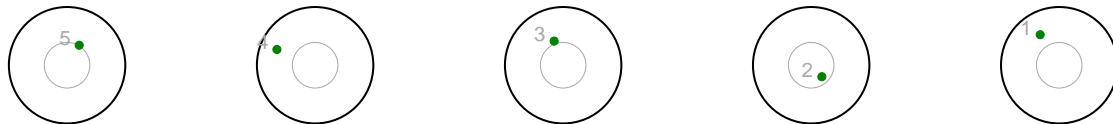
107 Nord-Trøndelag

P	1S	2S	3S	4S	5S	6S	7S	8S	ShTm	Rnk	Sht.img.	P/S	La
0	12:35:55	0:04.2	0:04.2	0:05.1	0:13.6	0:11.7	0:13.4	-:--:-	00:52.2	-	① ② ⑥ ⑦ ⑤	P	7
0	12:42:59	0:03.4	0:03.2	0:03.3	0:03.1	-:--:-	-:--:-	-:--:-	00:13.0	-	⑤ ④ ③ ② ①	S	11
0	12:55:38	0:02.5	0:06.5	0:02.3	0:02.4	0:16.4	-:--:-	-:--:-	00:30.1	-	⑥ ② ③ ④ ⑤	P	4
0	13:02:59	0:02.4	0:02.6	0:02.3	0:02.2	0:07.0	0:08.2	0:09.8	00:34.5	-	⑤ ④ ③ ② ⑧	S	3
1	13:16:50	0:03.0	0:03.0	0:06.4	0:04.0	0:08.8	0:07.0	0:07.6	00:39.8	-	● ② ⑦ ⑧ ⑤	P	4
1	13:25:17	0:01.8	0:01.7	0:03.0	0:08.4	0:06.5	0:05.8	0:10.3	00:37.5	-	⑤ ④ ③ ● ①	S	7
2									03:27.1	-			

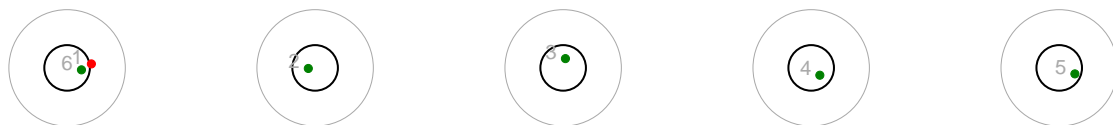
Series: 1 - Prone



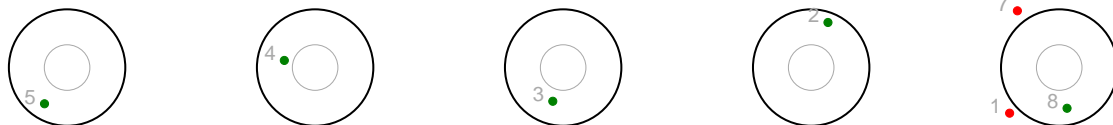
Series: 2 - Standing



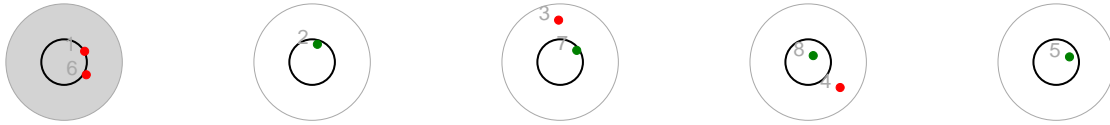
Series: 3 - Prone



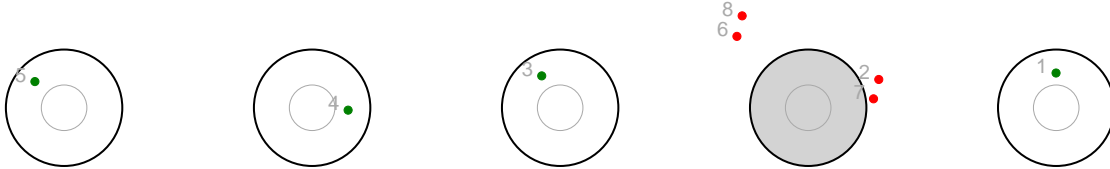
Series: 4 - Standing



Series: 5 - Prone



Series: 6 - Standing



The Biathlon score card presents accurate hit/miss and timing information in the results table. The graphic plot of each series, presents the location of the shots on each of the five targets. Please observe that the accuracy of the plotting has some limitations due to image resolution and/or printer quality. These results are anyway unofficial since only the final output from the timing system can provide complete and correct competition results.



N M mix stafett 3

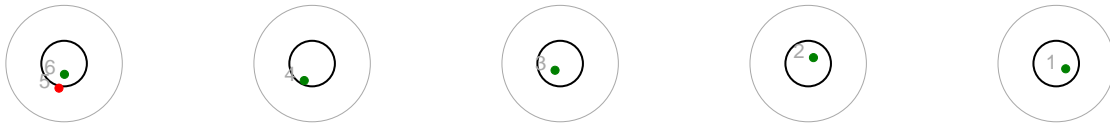
20180311 - Mix relay



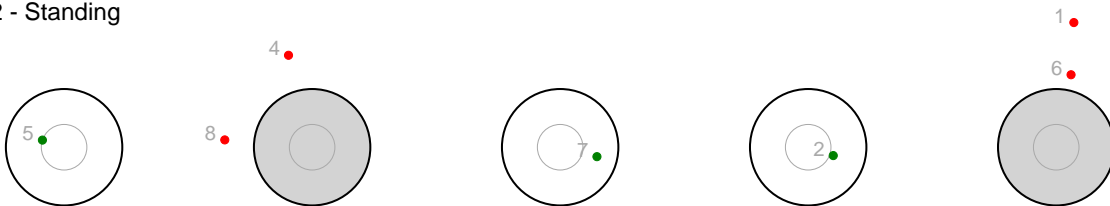
108 Rogaland

P	1S	2S	3S	4S	5S	6S	7S	8S	ShTm	Rnk	Sht.lmg.	P/S	La
0	12:36:43	0:05.4	0:04.1	0:04.0	0:03.8	0:10.5	-:-:-	-:-:-	00:27.8	-	⑥ ④ ③ ② ①	P	8
2	12:44:33	0:07.1	0:05.8	0:06.8	0:06.7	0:17.1	0:13.8	0:11.4	01:08.7	-	⑤ ● ⑦ ② ●	S	33
0	13:00:38	0:03.6	0:02.9	0:02.6	0:02.7	-:-:-	-:-:-	-:-:-	00:11.8	-	⑤ ④ ③ ② ①	P	35
0	13:08:31	0:05.0	0:01.9	0:05.3	0:02.1	0:12.6	0:08.3	0:08.9	00:44.1	-	⑤ ⑧ ⑦ ② ⑥	S	32
0	13:23:23	0:03.5	0:02.3	0:02.7	0:02.9	0:09.1	0:07.7	-:-:-	00:28.2	-	⑤ ⑦ ③ ② ①	P	28
0	13:31:22	0:02.9	0:05.9	0:02.9	0:02.5	0:07.9	-:-:-	-:-:-	00:22.1	-	⑤ ④ ⑥ ② ①	S	26
2									03:22.7	-			

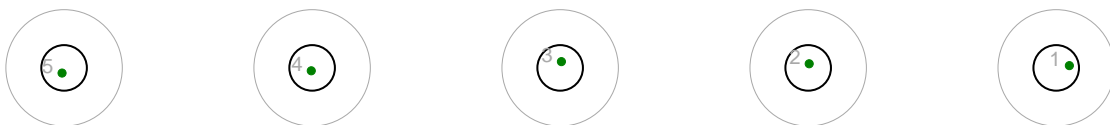
Series: 1 - Prone



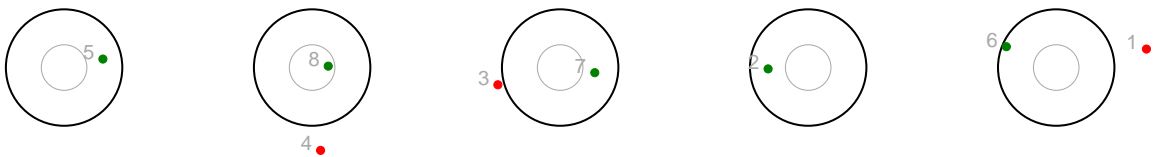
Series: 2 - Standing



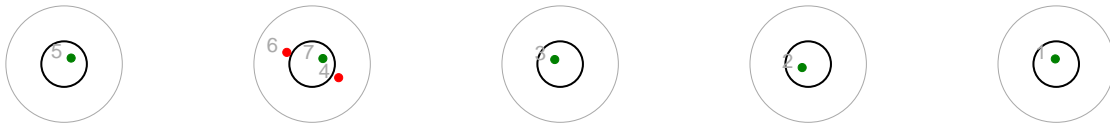
Series: 3 - Prone



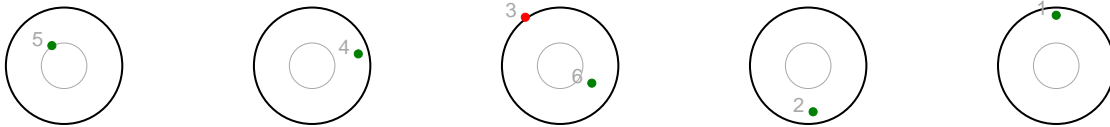
Series: 4 - Standing



Series: 5 - Prone



Series: 6 - Standing



The Biathlon score card presents accurate hit/miss and timing information in the results table. The graphic plot of each series, presents the location of the shots on each of the five targets. Please observe that the accuracy of the plotting has some limitations due to image resolution and/or printer quality. These results are anyway unofficial since only the final output from the timing system can provide complete and correct competition results.



N M mix stafett 3

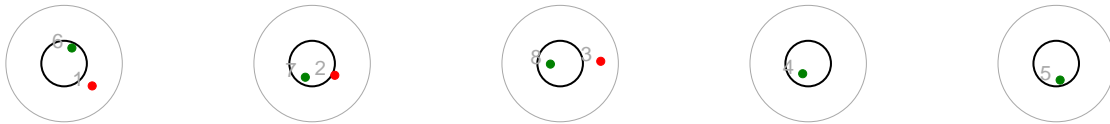
20180311 - Mix relay



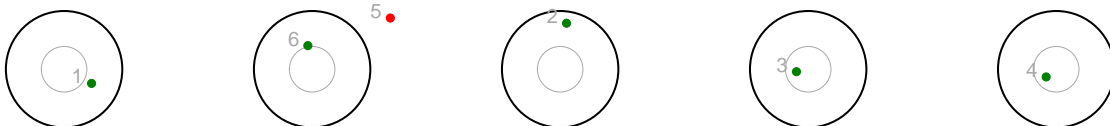
109 Hordaland

P	1S	2S	3S	4S	5S	6S	7S	8S	ShTm	Rnk	Sht.lmg.	P/S	La
0	12:35:56	0:03.3	0:03.6	0:07.6	0:02.6	0:07.4	0:07.4	0:06.5	00:38.4	-	⑥ ⑦ ⑧ ④ ⑤	P	9
0	12:42:59	0:02.8	0:02.0	0:02.1	0:01.9	0:06.9	-:--:-	-:--:-	00:15.7	-	① ⑥ ② ③ ④	S	7
0	12:56:03	0:01.9	0:02.0	0:02.0	0:01.8	0:06.1	-:--:-	-:--:-	00:13.8	-	① ⑥ ③ ④ ⑤	P	9
0	13:03:53	0:03.2	0:10.2	0:01.7	0:01.6	0:05.8	0:07.0	0:06.0	00:35.5	-	⑤ ④ ③ ⑧ ⑦	S	9
0	13:18:42	0:02.4	0:04.8	0:03.6	0:03.3	0:09.0	0:09.5	0:08.8	00:41.4	-	⑤ ④ ⑧ ⑦ ⑥	P	9
0	13:27:06	0:04.8	0:02.5	0:02.1	0:02.2	0:09.6	-:--:-	-:--:-	00:21.2	-	⑥ ④ ③ ② ①	S	13
0									02:46.0	-			

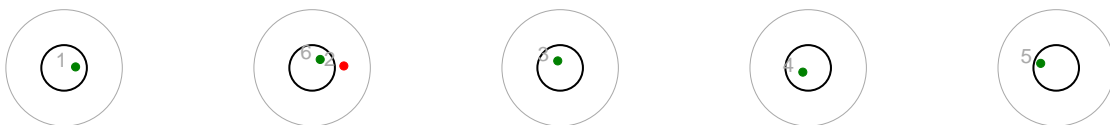
Series: 1 - Prone



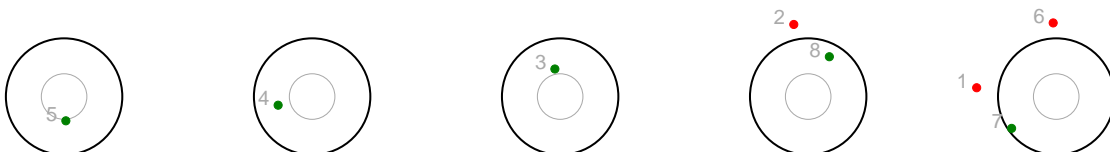
Series: 2 - Standing



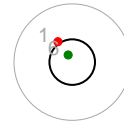
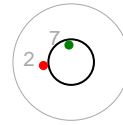
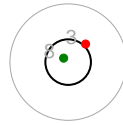
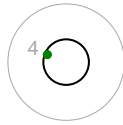
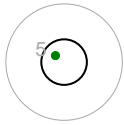
Series: 3 - Prone



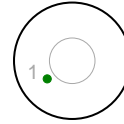
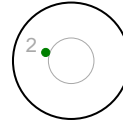
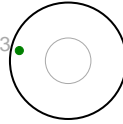
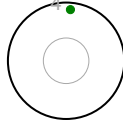
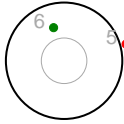
Series: 4 - Standing



Series: 5 - Prone



Series: 6 - Standing



The Biathlon score card presents accurate hit/miss and timing information in the results table. The graphic plot of each series, presents the location of the shots on each of the five targets. Please observe that the accuracy of the plotting has some limitations due to image resolution and/or printer quality. These results are anyway unofficial since only the final output from the timing system can provide complete and correct competition results.



N M mix stafett 3

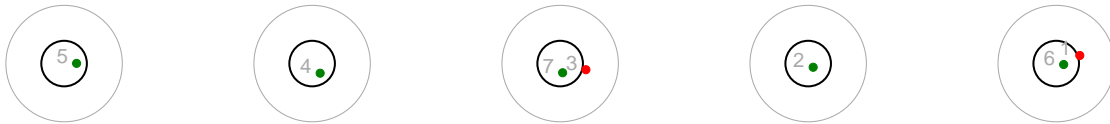
20180311 - Mix relay



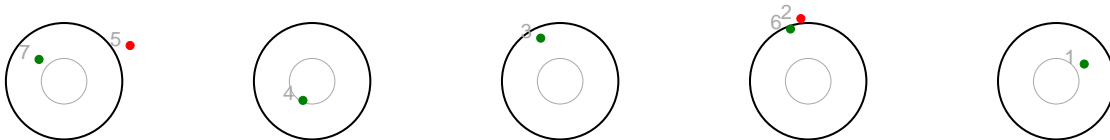
110 Troms

P	1S	2S	3S	4S	5S	6S	7S	8S	ShTm	Rnk	Sht.lmg.	P/S	La
0	12:36:10	0:05.1	0:04.2	0:06.7	0:04.3	0:09.3	0:17.3	-:--	00:46.9	-	⑤ ④ ⑦ ② ⑥	P	10
0	12:43:50	0:02.8	0:03.5	0:02.8	0:03.0	0:16.2	0:09.9	-:--	00:38.2	-	⑦ ④ ③ ⑥ ①	S	23
0	12:57:59	0:03.1	0:02.5	0:02.4	0:02.4	0:04.9	0:04.7	-:--	00:20.0	-	⑤ ④ ⑦ ② ⑥	P	23
0	13:06:23	0:02.7	0:02.1	0:01.8	0:02.0	0:05.1	0:10.9	0:04.7	00:29.3	-	⑧ ④ ③ ② ①	S	23
0	13:21:54	0:02.7	0:02.2	0:02.1	0:02.0	-:--	-:--	-:--	00:09.0	-	⑤ ④ ③ ② ①	P	24
0	13:30:10	0:02.2	0:01.8	0:01.4	0:01.4	0:07.2	0:04.8	0:11.3	00:30.1	-	⑧ ④ ③ ⑥ ①	S	24
0									02:53.5	-			

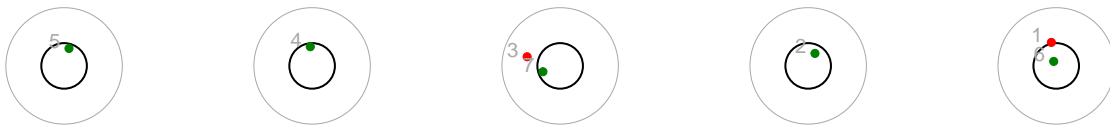
Series: 1 - Prone



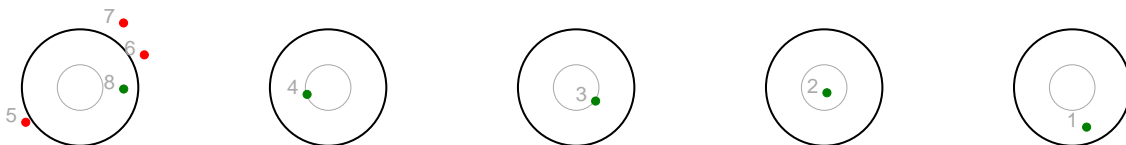
Series: 2 - Standing



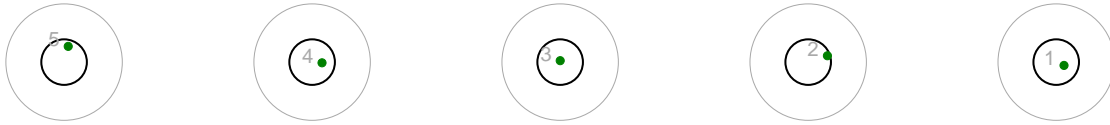
Series: 3 - Prone



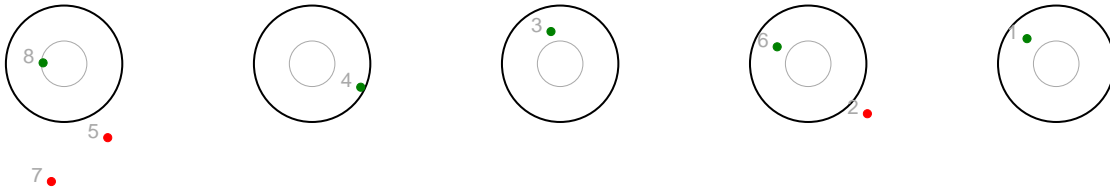
Series: 4 - Standing



Series: 5 - Prone



Series: 6 - Standing



The Biathlon score card presents accurate hit/miss and timing information in the results table. The graphic plot of each series, presents the location of the shots on each of the five targets. Please observe that the accuracy of the plotting has some limitations due to image resolution and/or printer quality. These results are anyway unofficial since only the final output from the timing system can provide complete and correct competition results.



N M mix stafett 3

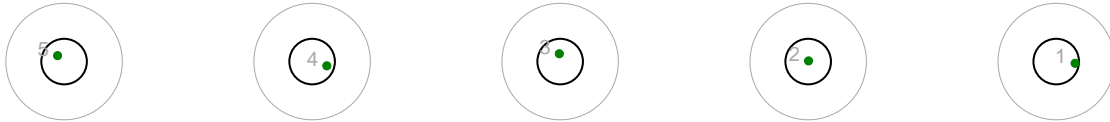
20180311 - Mix relay



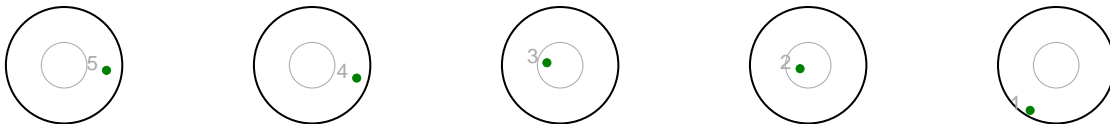
111 Sogn og Fjordane

P	1S	2S	3S	4S	5S	6S	7S	8S	ShTm	Rnk	Sht.img.	P/S	La
0	12:35:58	0:05.0	0:04.3	0:03.9	0:03.3	-:--	-:--	-:--	00:16.5	-	⑤ ④ ③ ② ①	P	11
0	12:42:45	0:04.0	0:03.4	0:03.3	0:03.3	-:--	-:--	-:--	00:14.0	-	⑤ ④ ③ ② ①	S	5
0	12:55:36	0:04.6	0:03.7	0:08.9	0:04.2	0:08.9	0:08.4	0:08.9	00:47.6	-	⑥ ② ⑦ ④ ⑧	P	5
0	13:03:23	0:01.7	0:01.7	0:01.8	0:01.9	0:07.8	0:07.8	-:--	00:22.7	-	⑤ ④ ⑦ ② ①	S	7
0	13:17:14	0:02.2	0:01.9	0:01.8	0:02.4	0:07.0	-:--	-:--	00:15.3	-	① ② ③ ⑥ ⑤	P	6
1	13:24:55	0:02.0	0:02.7	0:01.7	0:01.6	0:07.6	0:08.6	0:12.9	00:37.1	-	⑦ ● ③ ④ ⑤	S	6
1									02:33.2	-			

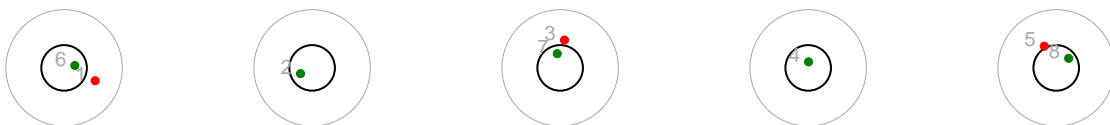
Series: 1 - Prone



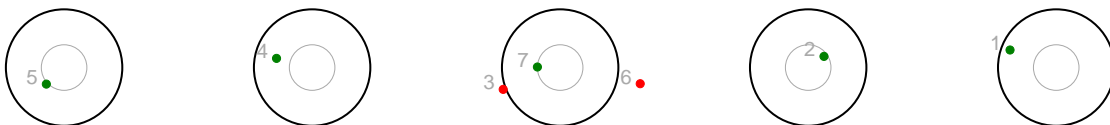
Series: 2 - Standing



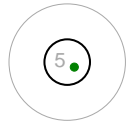
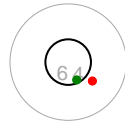
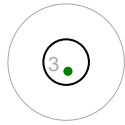
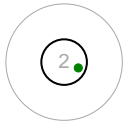
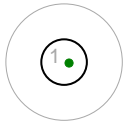
Series: 3 - Prone



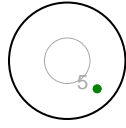
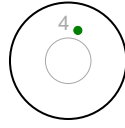
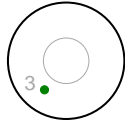
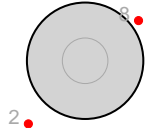
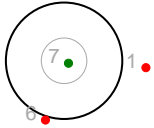
Series: 4 - Standing



Series: 5 - Prone



Series: 6 - Standing



The Biathlon score card presents accurate hit/miss and timing information in the results table. The graphic plot of each series, presents the location of the shots on each of the five targets. Please observe that the accuracy of the plotting has some limitations due to image resolution and/or printer quality. These results are anyway unofficial since only the final output from the timing system can provide complete and correct competition results.



N M mix stafett 3

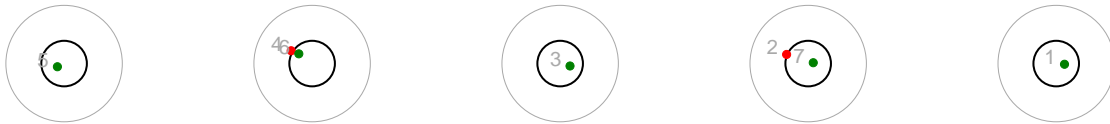
20180311 - Mix relay



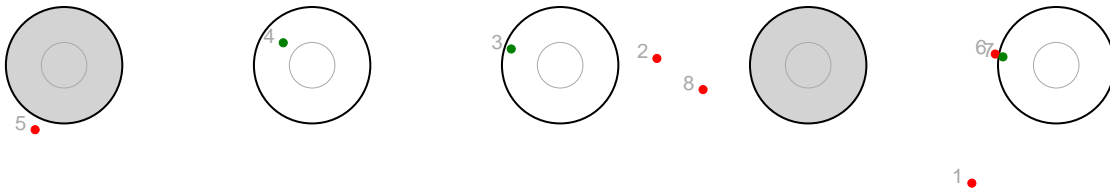
112 Hedmark

P	1S	2S	3S	4S	5S	6S	7S	8S	ShTm	Rnk	Sht.lmg.	P/S	La
0	12:36:19	0:03.3	0:04.0	0:03.2	0:06.2	0:11.7	0:09.7	-:--	00:38.1	-	⑤ ⑥ ③ ⑦ ①	P	12
2	12:44:08	0:03.6	0:04.5	0:02.5	0:03.0	0:13.0	0:11.3	0:11.4	00:49.3	-	● ④ ③ ● ⑦	S	29
0	12:59:44	0:02.8	0:03.7	0:02.6	0:03.2	0:11.8	-:--	-:--	00:24.1	-	⑥ ④ ③ ② ①	P	30
0	13:07:46	0:04.1	0:03.0	0:02.8	0:05.5	0:09.0	-:--	-:--	00:24.4	-	⑥ ④ ③ ② ①	S	29
0	13:22:26	0:03.0	0:03.2	0:02.7	0:02.6	0:09.3	-:--	-:--	00:20.8	-	① ⑥ ③ ④ ⑤	P	26
1	13:30:17	0:02.6	0:02.2	0:02.0	0:02.3	0:09.4	0:21.5	-:--	00:40.0	-	⑤ ⑦ ③ ② ●	S	25
3									03:16.7	-			

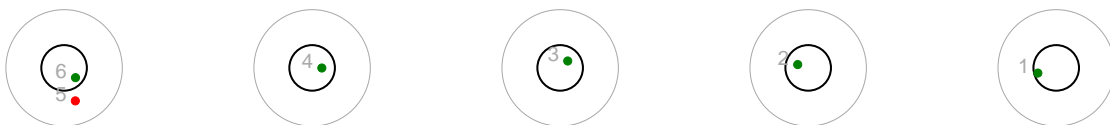
Series: 1 - Prone



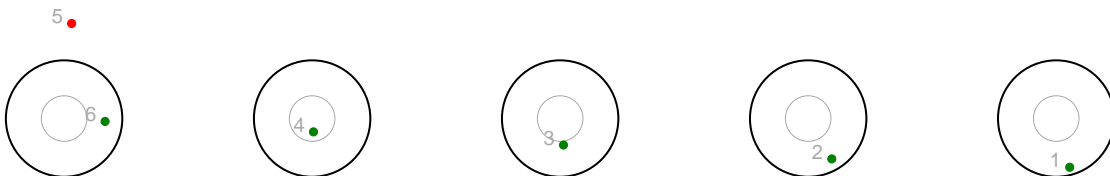
Series: 2 - Standing



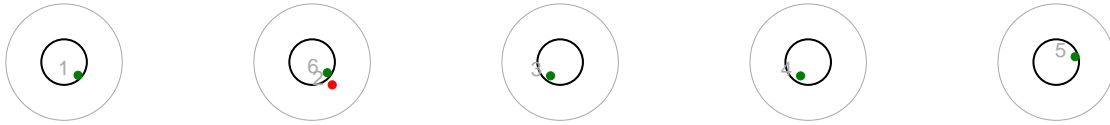
Series: 3 - Prone



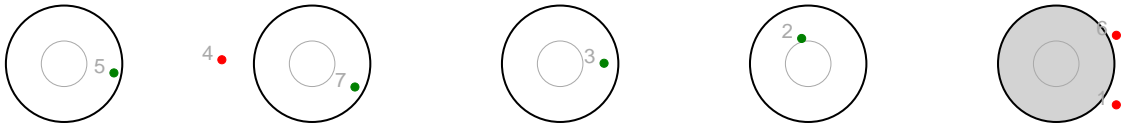
Series: 4 - Standing



Series: 5 - Prone



Series: 6 - Standing



The Biathlon score card presents accurate hit/miss and timing information in the results table. The graphic plot of each series, presents the location of the shots on each of the five targets. Please observe that the accuracy of the plotting has some limitations due to image resolution and/or printer quality. These results are anyway unofficial since only the final output from the timing system can provide complete and correct competition results.



N M mix stafett 3

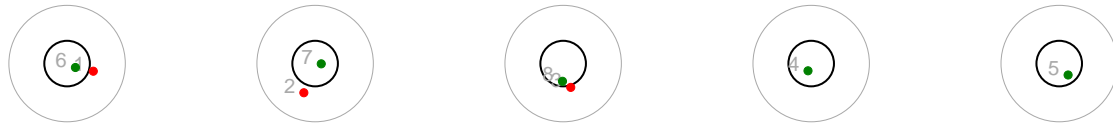
20180311 - Mix relay



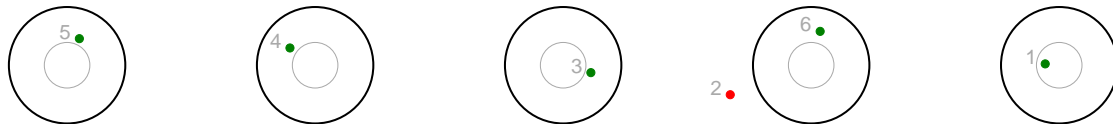
113 Agder

P	1S	2S	3S	4S	5S	6S	7S	8S	ShTm	Rnk	Sht.lmg.	P/S	La
0	12:36:23	0:06.6	0:09.4	0:05.8	0:06.2	0:09.2	0:13.5	0:09.7	01:00.4	-	⑥ ⑦ ⑧ ④ ⑤	P	13
0	12:44:19	0:05.1	0:06.5	0:03.3	0:03.7	0:11.3	-:--:-	-:--:-	00:29.9	-	⑤ ④ ③ ⑥ ①	S	32
0	12:58:07	0:02.0	0:01.7	0:01.7	0:02.0	0:08.3	0:08.2	0:16.9	00:40.8	-	⑥ ② ⑧ ④ ⑤	P	24
0	13:05:57	0:01.7	0:01.8	0:01.6	0:02.0	0:09.1	0:07.0	0:06.5	00:29.7	-	⑤ ⑧ ③ ⑦ ①	S	22
0	13:20:15	0:02.4	0:01.9	0:02.4	0:02.4	0:11.5	0:11.0	-:--:-	00:31.6	-	⑦ ④ ⑥ ② ①	P	18
1	13:28:34	0:01.4	0:18.6	0:01.8	0:10.4	0:19.4	-:--:-	-:--:-	00:51.6	-	● ④ ⑥ ⑤ ①	S	18
1									04:04.0	-			

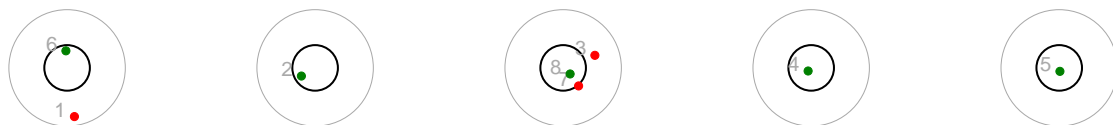
Series: 1 - Prone



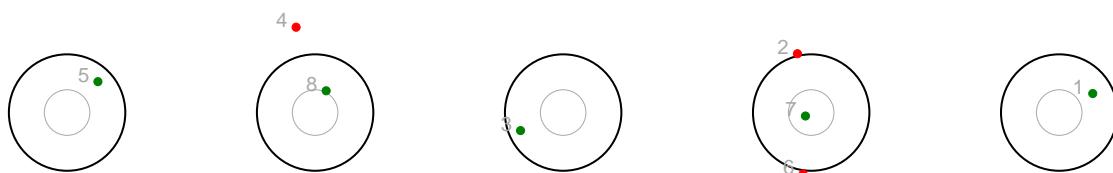
Series: 2 - Standing



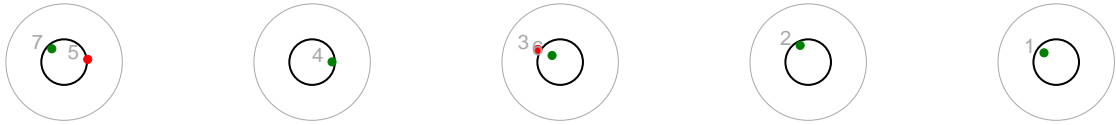
Series: 3 - Prone



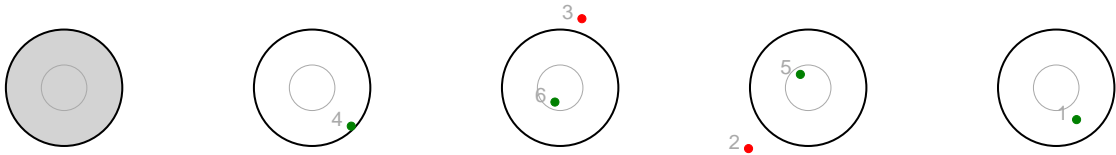
Series: 4 - Standing



Series: 5 - Prone



Series: 6 - Standing



The Biathlon score card presents accurate hit/miss and timing information in the results table. The graphic plot of each series, presents the location of the shots on each of the five targets. Please observe that the accuracy of the plotting has some limitations due to image resolution and/or printer quality. These results are anyway unofficial since only the final output from the timing system can provide complete and correct competition results.



N M mix stafett 3

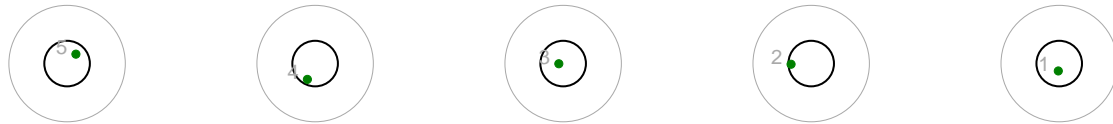
20180311 - Mix relay



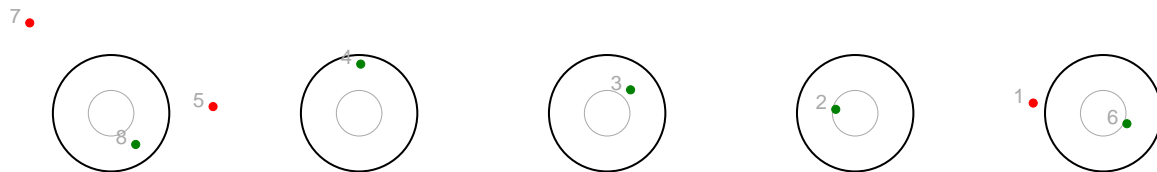
114 Møre og Romsdal

P	1S	2S	3S	4S	5S	6S	7S	8S	ShTm	Rnk	Sht.Img.	P/S	La
0	12:36:25	0:04.7	0:03.9	0:03.6	0:03.6	-:--	-:--	-:--	00:15.8	-	⑤ ④ ③ ② ①	P	14
0	12:43:27	0:05.8	0:05.6	0:04.7	0:04.1	0:11.5	0:20.6	0:13.0	01:05.3	-	⑧ ④ ③ ② ⑥	S	15
0	12:58:02	0:08.7	0:04.3	0:03.6	0:04.1	0:08.7	0:09.2	-:--	00:38.6	-	⑥ ② ③ ⑦ ⑤	P	22
0	13:06:40	0:02.9	0:02.8	0:03.0	0:03.2	0:12.1	-:--	-:--	00:24.0	-	① ② ③ ⑥ ⑤	S	24
0	13:20:53	0:06.6	0:04.2	0:02.8	0:02.8	0:10.3	0:11.6	0:08.0	00:46.3	-	⑧ ④ ③ ② ⑦	P	22
1	13:28:54	0:02.9	0:02.6	0:04.3	0:04.3	0:13.6	0:11.5	-:--	00:39.2	-	● ⑦ ④ ⑤ ①	S	21
1									03:49.2	-			

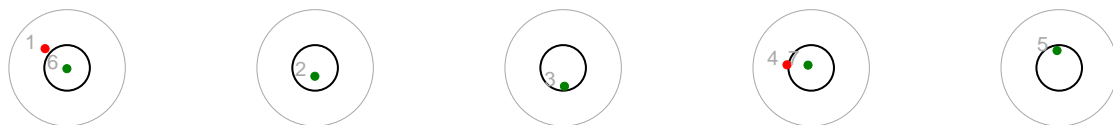
Series: 1 - Prone



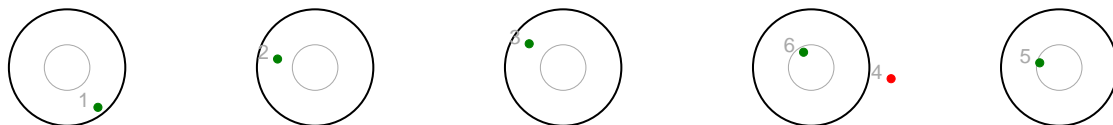
Series: 2 - Standing



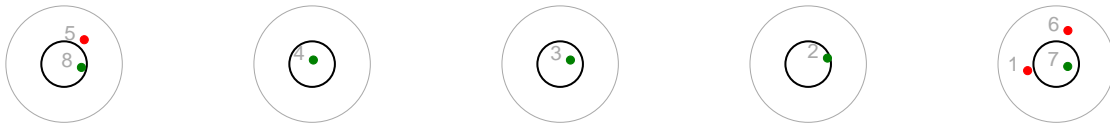
Series: 3 - Prone



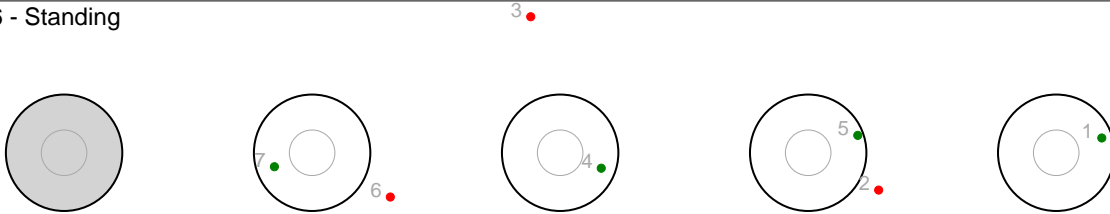
Series: 4 - Standing



Series: 5 - Prone



Series: 6 - Standing



The Biathlon score card presents accurate hit/miss and timing information in the results table. The graphic plot of each series, presents the location of the shots on each of the five targets. Please observe that the accuracy of the plotting has some limitations due to image resolution and/or printer quality. These results are anyway unofficial since only the final output from the timing system can provide complete and correct competition results.



N M mix stafett 3

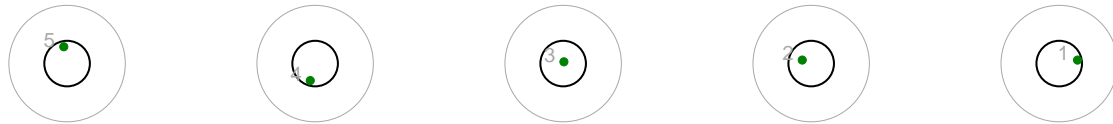
20180311 - Mix relay



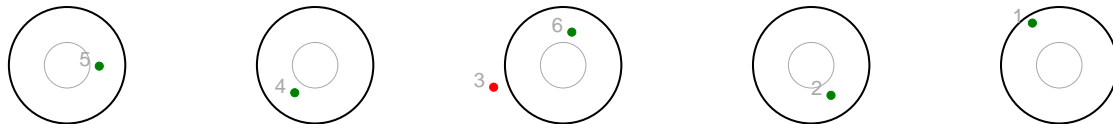
115 Oslo og Akershus

P	1S	2S	3S	4S	5S	6S	7S	8S	ShTm	Rnk	Sht.lmg.	P/S	La
0	12:35:54	0:02.5	0:02.2	0:02.3	0:02.7	-:--:-	-:--:-	-:--:-	00:09.7	-	⑤ ④ ③ ② ①	P	15
0	12:42:38	0:02.5	0:09.7	0:04.5	0:06.8	0:08.8	-:--:-	-:--:-	00:32.3	-	⑤ ④ ⑥ ② ①	S	3
0	12:55:38	0:02.3	0:03.3	0:02.5	0:03.9	0:07.5	-:--:-	-:--:-	00:19.5	-	⑤ ④ ③ ⑥ ①	P	6
1	13:02:59	0:03.2	0:03.2	0:06.2	0:04.7	0:08.1	0:07.0	0:06.4	00:38.8	-	⑥ ⑦ ⑧ ④ ●	S	2
0	13:17:13	0:02.4	0:02.7	0:02.8	0:02.7	0:06.2	-:--:-	-:--:-	00:16.8	-	⑤ ④ ③ ⑥ ①	P	7
0	13:24:23	0:02.6	0:02.4	0:01.8	0:01.7	0:08.6	-:--:-	-:--:-	00:17.1	-	⑤ ④ ③ ② ⑥	S	4
1									02:14.2	-			

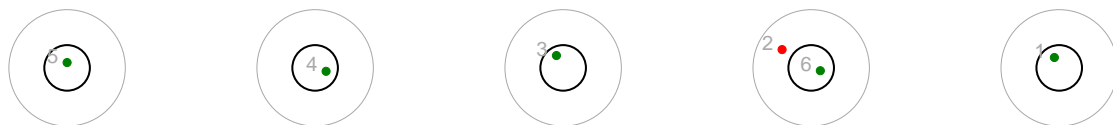
Series: 1 - Prone



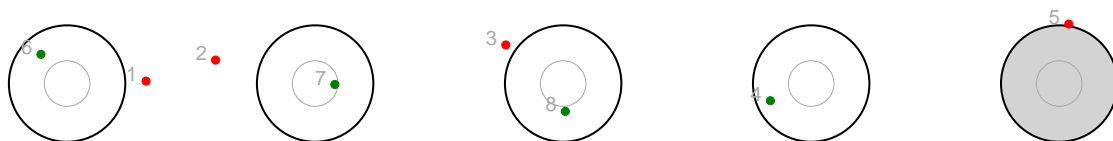
Series: 2 - Standing



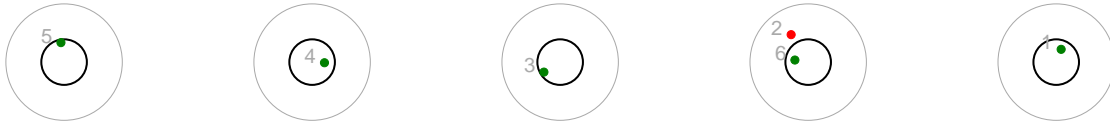
Series: 3 - Prone



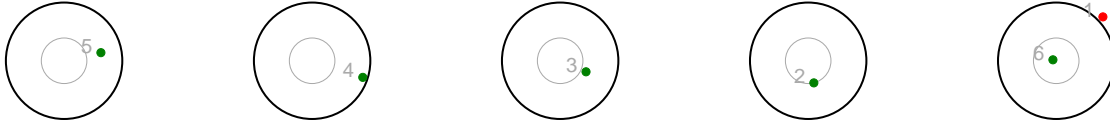
Series: 4 - Standing



Series: 5 - Prone



Series: 6 - Standing



The Biathlon score card presents accurate hit/miss and timing information in the results table. The graphic plot of each series, presents the location of the shots on each of the five targets. Please observe that the accuracy of the plotting has some limitations due to image resolution and/or printer quality. These results are anyway unofficial since only the final output from the timing system can provide complete and correct competition results.



N M mix stafett 3

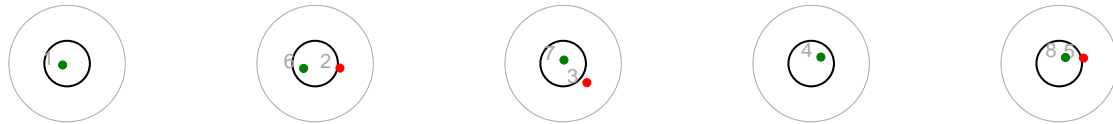
20180311 - Mix relay



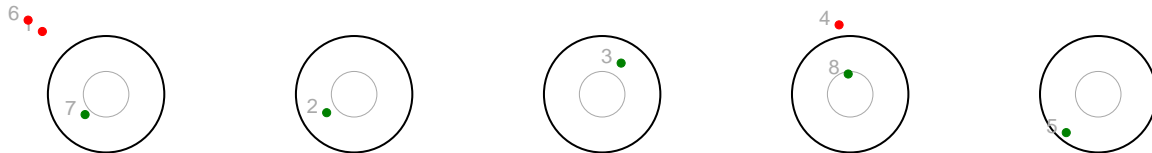
116 Oppland

P	1S	2S	3S	4S	5S	6S	7S	8S	ShTm	Rnk	Sht.lmg.	P/S	La
0	12:36:24	0:03.1	0:03.3	0:03.4	0:03.8	0:10.8	0:10.0	0:08.5	00:42.9	-	① ⑥ ⑦ ④ ⑧	P	16
0	12:43:58	0:04.1	0:04.1	0:04.2	0:03.2	0:10.1	0:10.4	0:37.5	01:13.6	-	⑦ ② ③ ⑧ ⑤	S	28
0	12:59:04	0:03.4	0:04.3	0:02.6	0:02.7	0:08.0	0:06.5	-:--:-	00:27.5	-	① ⑥ ③ ④ ⑦	P	27
0	13:07:11	0:02.4	0:01.9	0:02.9	0:03.7	0:07.6	0:06.4	0:06.4	00:31.3	-	① ② ⑥ ⑦ ⑧	S	26
0	13:22:09	0:02.8	0:02.6	0:02.4	0:02.5	0:07.7	-:--:-	-:--:-	00:18.0	-	① ② ③ ④ ⑥	P	25
0	13:30:19	0:03.1	0:03.4	0:03.1	0:02.6	0:10.1	-:--:-	-:--:-	00:22.3	-	① ② ③ ⑥ ⑤	S	26
0									03:35.6	-			

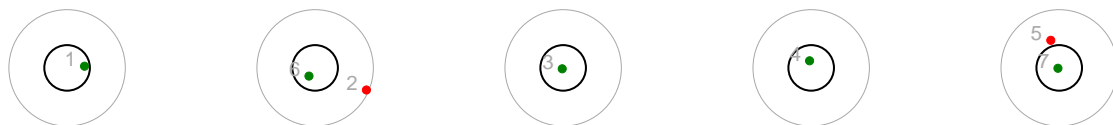
Series: 1 - Prone



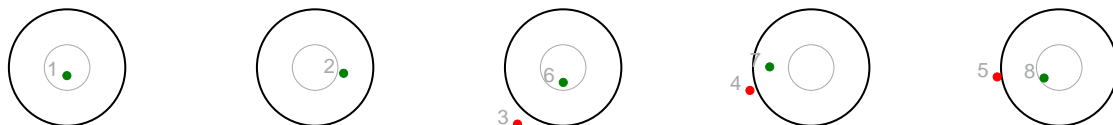
Series: 2 - Standing



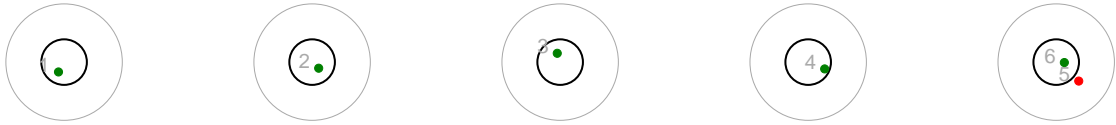
Series: 3 - Prone



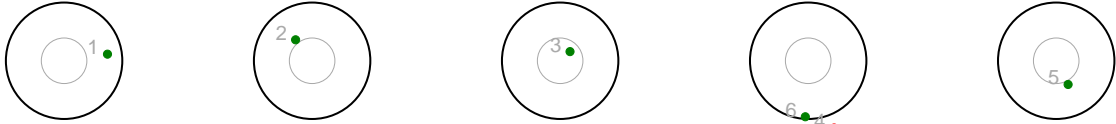
Series: 4 - Standing



Series: 5 - Prone



Series: 6 - Standing



The Biathlon score card presents accurate hit/miss and timing information in the results table. The graphic plot of each series, presents the location of the shots on each of the five targets. Please observe that the accuracy of the plotting has some limitations due to image resolution and/or printer quality. These results are anyway unofficial since only the final output from the timing system can provide complete and correct competition results.



N M mix stafett 3

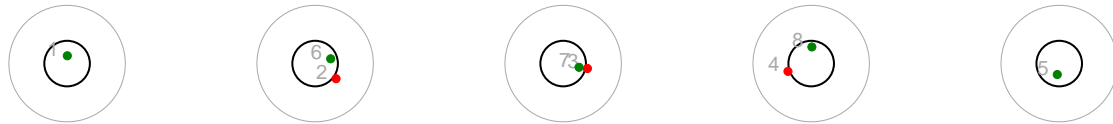
20180311 - Mix relay



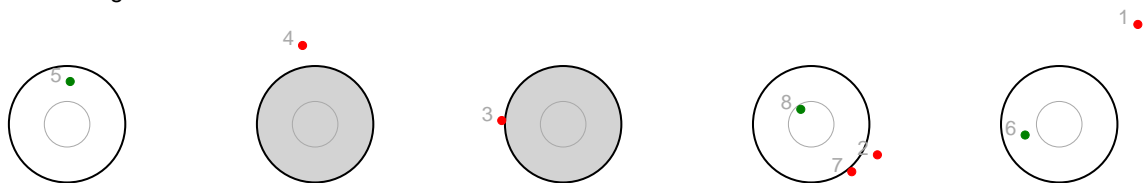
117 Nord-Østerdal

P	1S	2S	3S	4S	5S	6S	7S	8S	ShTm	Rnk	Sht.Img.	P/S	La
0	12:35:55	0:03.5	0:03.0	0:04.0	0:03.0	0:09.5	0:09.4	0:11.7	00:44.1	-	① ⑥ ⑦ ⑧ ⑤	P	17
2	12:43:11	0:03.4	0:02.4	0:03.2	0:03.0	0:11.6	0:11.0	0:11.0	00:45.6	-	⑤ ● ● ⑧ ⑥	S	13
0	12:57:42	0:02.5	0:02.1	0:02.0	0:02.0	0:13.5	-:--:-	-:--:-	00:22.1	-	① ② ③ ④ ⑥	P	18
0	13:05:21	0:02.3	0:01.9	0:01.5	0:01.6	-:--:-	-:--:-	-:--:-	00:07.3	-	⑤ ④ ③ ② ①	S	15
0	13:19:10	0:03.0	0:03.0	0:03.8	0:03.3	-:--:-	-:--:-	-:--:-	00:13.1	-	① ② ③ ④ ⑤	P	12
2	13:26:43	0:04.2	0:03.3	0:03.5	0:04.4	0:08.3	0:07.4	0:23.4	00:54.5	-	⑤ ● ● ⑧ ①	S	11
4									03:06.7	-			

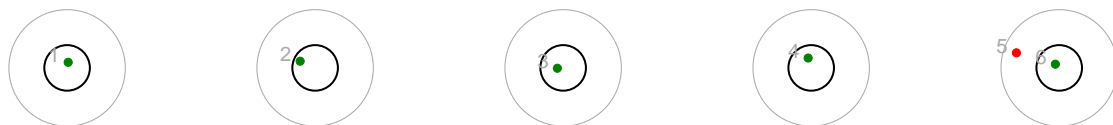
Series: 1 - Prone



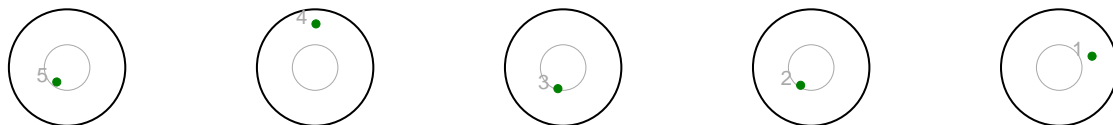
Series: 2 - Standing



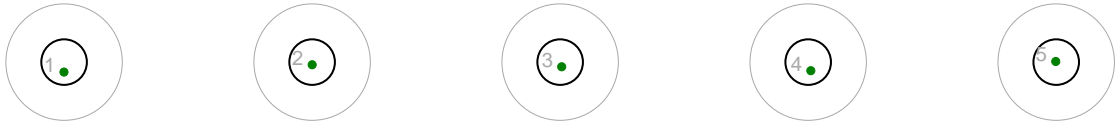
Series: 3 - Prone



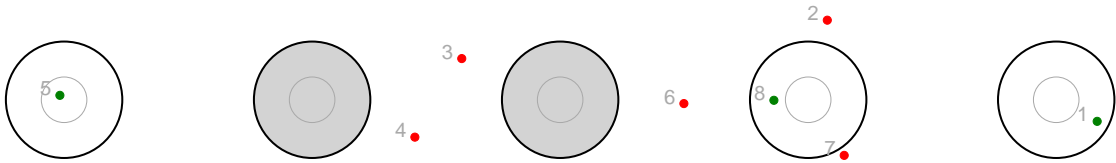
Series: 4 - Standing



Series: 5 - Prone



Series: 6 - Standing



The Biathlon score card presents accurate hit/miss and timing information in the results table. The graphic plot of each series, presents the location of the shots on each of the five targets. Please observe that the accuracy of the plotting has some limitations due to image resolution and/or printer quality. These results are anyway unofficial since only the final output from the timing system can provide complete and correct competition results.



N M mix stafett 3

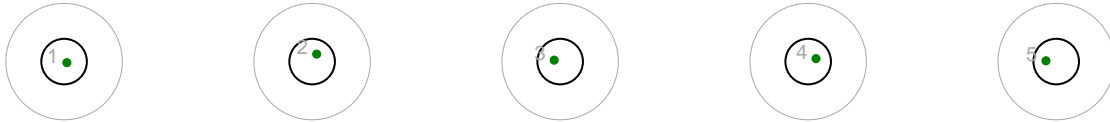
20180311 - Mix relay



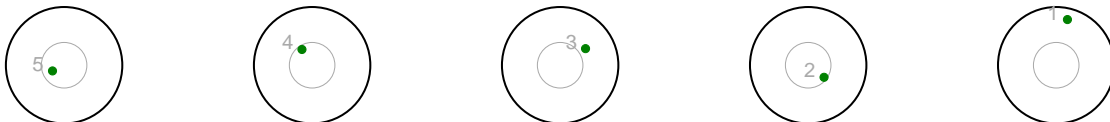
118 Buskerud

P	1S	2S	3S	4S	5S	6S	7S	8S	ShTm	Rnk	Sht.lmg.	P/S	La
0	12:35:52	0:04.0	0:03.1	0:03.0	0:03.3	-:--	-:--	-:--	00:13.4	-	① ② ③ ④ ⑤	P	18
0	12:42:41	0:02.8	0:02.9	0:02.8	0:02.7	-:--	-:--	-:--	00:11.2	-	⑤ ④ ③ ② ①	S	4
0	12:55:31	0:03.0	0:03.2	0:03.8	0:03.6	-:--	-:--	-:--	00:13.6	-	① ② ③ ④ ⑤	P	2
0	13:02:53	0:02.1	0:01.7	0:01.8	0:01.6	0:07.6	-:--	-:--	00:14.8	-	① ② ③ ④ ⑥	S	1
0	13:16:16	0:02.9	0:03.8	0:03.7	0:03.4	0:10.0	-:--	-:--	00:23.8	-	⑤ ④ ③ ⑥ ①	P	1
0	13:23:48	0:02.7	0:02.6	0:03.8	0:02.9	-:--	-:--	-:--	00:12.0	-	⑤ ④ ③ ② ①	S	1
0									01:28.8	-			

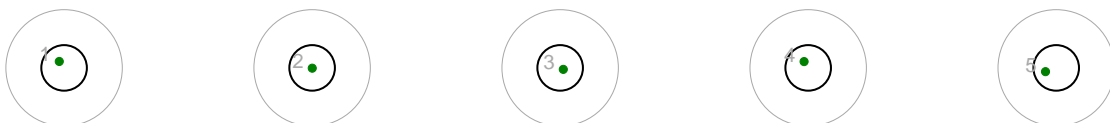
Series: 1 - Prone



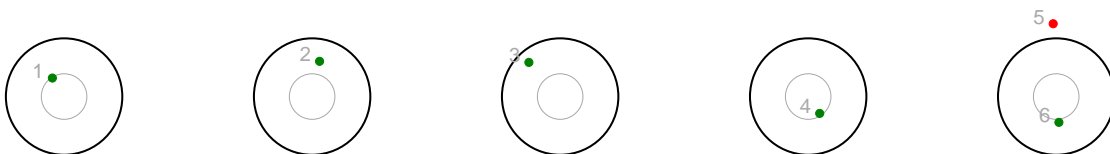
Series: 2 - Standing



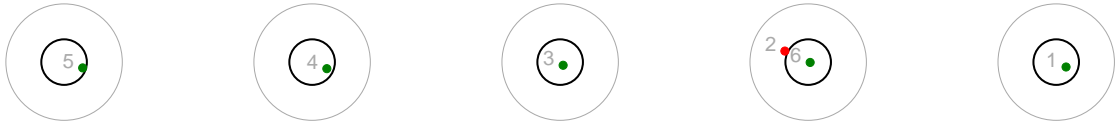
Series: 3 - Prone



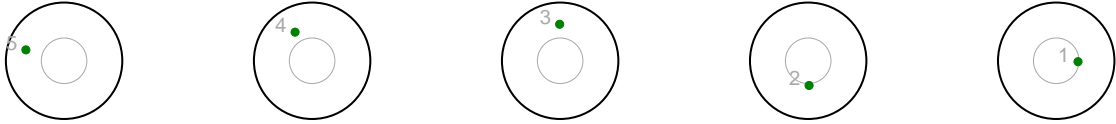
Series: 4 - Standing



Series: 5 - Prone



Series: 6 - Standing



The Biathlon score card presents accurate hit/miss and timing information in the results table. The graphic plot of each series, presents the location of the shots on each of the five targets. Please observe that the accuracy of the plotting has some limitations due to image resolution and/or printer quality. These results are anyway unofficial since only the final output from the timing system can provide complete and correct competition results.



N M mix stafett 3

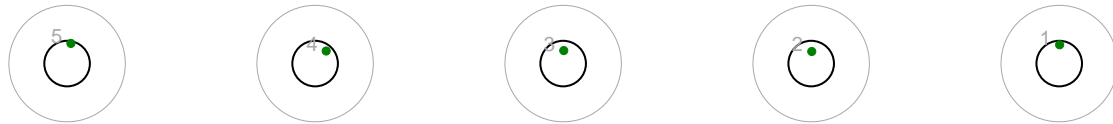
20180311 - Mix relay



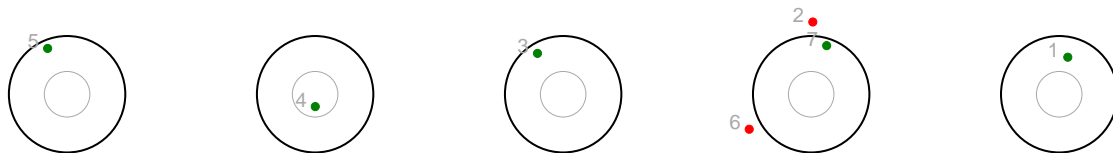
119 Sør-Trøndelag

P	1S	2S	3S	4S	5S	6S	7S	8S	ShTm	Rnk	Sht.lmg.	P/S	La
0	12:36:19	0:03.6	0:03.6	0:03.2	0:03.3	-:--	-:--	-:--	00:13.7	-	⑤ ④ ③ ② ①	P	19
0	12:43:34	0:02.9	0:02.8	0:03.0	0:02.5	0:07.3	0:09.8	-:--	00:28.3	-	⑤ ④ ③ ⑦ ①	S	19
0	12:57:11	0:02.2	0:02.5	0:02.8	0:03.2	0:07.2	0:08.9	-:--	00:26.8	-	① ② ⑥ ⑦ ⑤	P	16
0	13:05:01	0:03.1	0:03.6	0:03.1	0:03.2	0:07.4	0:07.4	-:--	00:27.8	-	① ② ⑦ ④ ⑤	S	13
0	13:19:36	0:02.7	0:02.4	0:02.1	0:02.5	0:11.5	-:--	-:--	00:21.2	-	① ② ⑥ ④ ⑤	P	15
0	13:27:45	0:02.6	0:02.9	0:05.0	0:02.5	0:07.7	-:--	-:--	00:20.7	-	① ② ④ ⑤ ⑥	S	16
0									02:18.5	-			

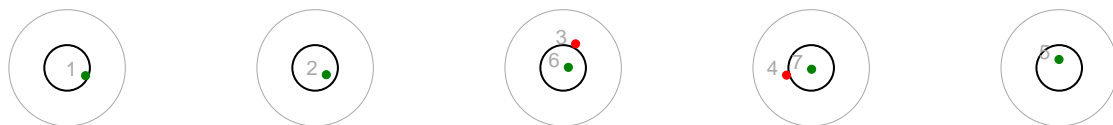
Series: 1 - Prone



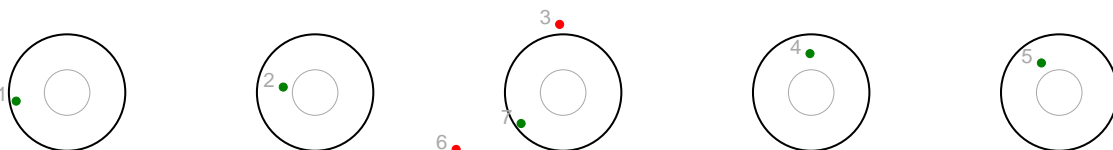
Series: 2 - Standing



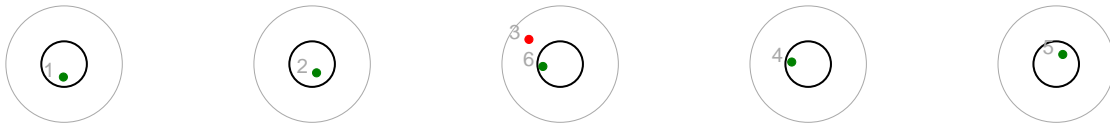
Series: 3 - Prone



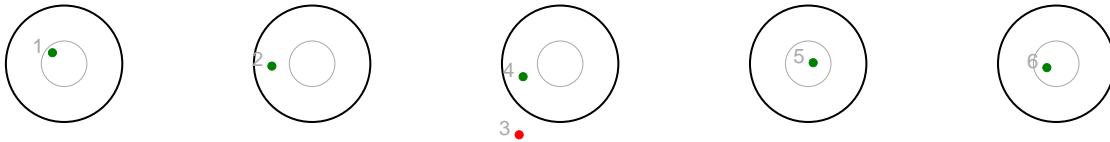
Series: 4 - Standing



Series: 5 - Prone



Series: 6 - Standing



The Biathlon score card presents accurate hit/miss and timing information in the results table. The graphic plot of each series, presents the location of the shots on each of the five targets. Please observe that the accuracy of the plotting has some limitations due to image resolution and/or printer quality. These results are anyway unofficial since only the final output from the timing system can provide complete and correct competition results.



N M mix stafett 3

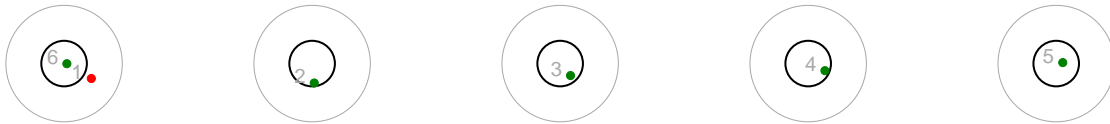
20180311 - Mix relay



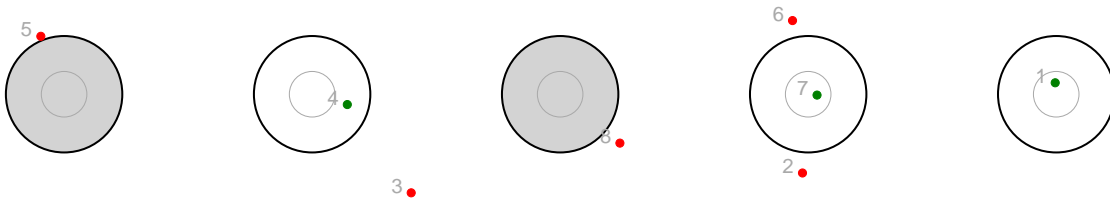
120 Nord-Trøndelag

P	1S	2S	3S	4S	5S	6S	7S	8S	ShTm	Rnk	Sht.lmg.	P/S	La
0	12:35:51	0:06.9	0:03.7	0:03.8	0:03.2	0:08.4	-:--:-	-:--:-	00:26.0	-	⑥ ② ③ ④ ⑤	P	20
2	12:42:41	0:03.0	0:03.4	0:04.1	0:03.3	0:10.6	0:09.0	0:08.7	00:42.1	-	● ④ ● ⑦ ①	S	6
0	12:57:21	0:03.5	0:07.9	0:04.0	0:03.7	0:08.1	0:07.5	-:--:-	00:34.7	-	① ⑥ ③ ④ ⑦	P	15
1	13:05:49	0:02.9	0:02.8	0:03.2	0:02.4	0:11.2	0:11.4	0:10.6	00:44.5	-	① ② ● ⑦ ⑧	S	17
0	13:22:41	0:03.4	0:03.3	0:03.0	0:03.8	-:--:-	-:--:-	-:--:-	00:13.5	-	⑤ ④ ③ ② ①	P	27
0	13:31:56	0:05.2	0:03.3	0:02.7	0:02.6	-:--:-	-:--:-	-:--:-	00:13.8	-	① ② ③ ④ ⑤	S	27
3									02:54.6	-			

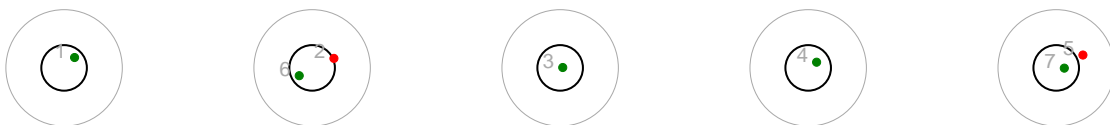
Series: 1 - Prone



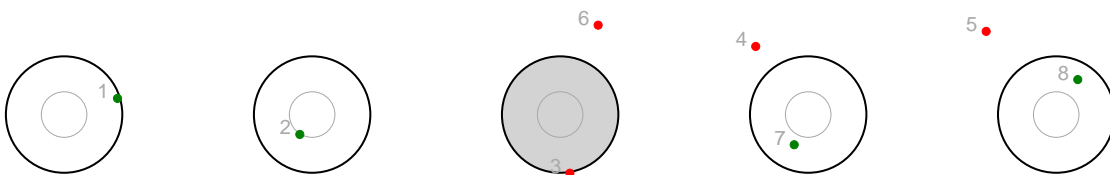
Series: 2 - Standing



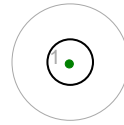
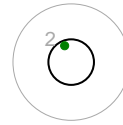
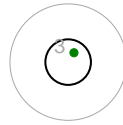
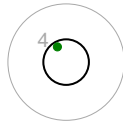
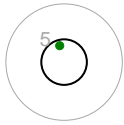
Series: 3 - Prone



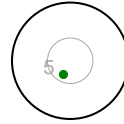
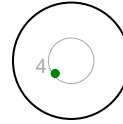
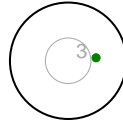
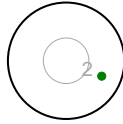
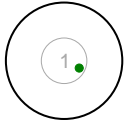
Series: 4 - Standing



Series: 5 - Prone



Series: 6 - Standing



The Biathlon score card presents accurate hit/miss and timing information in the results table. The graphic plot of each series, presents the location of the shots on each of the five targets. Please observe that the accuracy of the plotting has some limitations due to image resolution and/or printer quality. These results are anyway unofficial since only the final output from the timing system can provide complete and correct competition results.



N M mix stafett 3

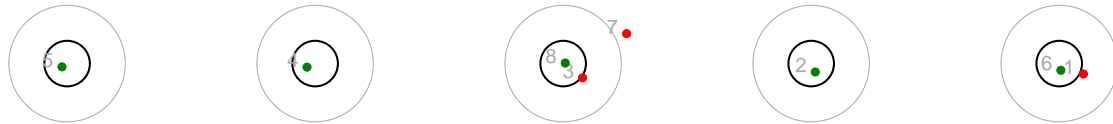
20180311 - Mix relay



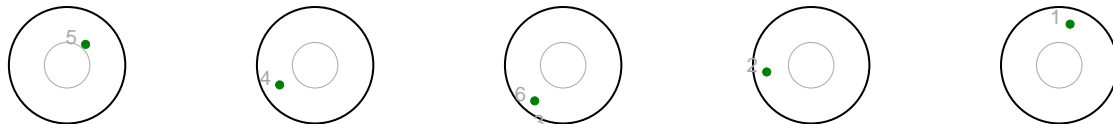
121 Hordaland

P	1S	2S	3S	4S	5S	6S	7S	8S	ShTm	Rnk	Sht.img.	P/S	La
0	12:35:52	0:04.1	0:03.6	0:08.0	0:03.9	0:08.0	0:05.1	0:10.5	00:43.2	-	⑤ ④ ⑧ ② ⑥	P	21
0	12:42:57	0:02.8	0:02.3	0:02.5	0:03.1	0:06.9	-:--:-	-:--:-	00:17.6	-	⑤ ④ ⑥ ② ①	S	12
0	12:55:40	0:04.2	0:03.8	0:03.0	0:03.3	-:--:-	-:--:-	-:--:-	00:14.3	-	⑤ ④ ③ ② ①	P	7
0	13:03:31	0:02.5	0:01.8	0:01.6	0:01.6	0:09.5	0:10.4	-:--:-	00:27.4	-	⑦ ⑥ ③ ② ①	S	5
0	13:17:45	0:03.9	0:03.7	0:03.4	0:03.6	0:14.4	-:--:-	-:--:-	00:29.0	-	⑤ ④ ⑥ ② ①	P	8
1	13:25:50	0:03.4	0:02.9	0:04.1	0:03.4	0:17.1	0:12.8	0:15.3	00:59.0	-	⑤ ● ③ ② ①	S	8
1									03:10.5	-			

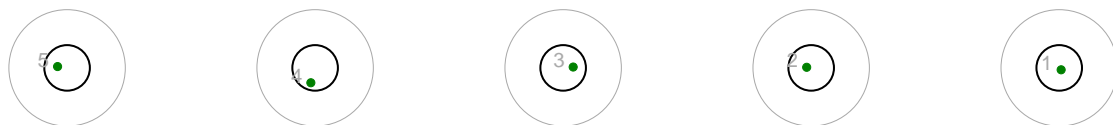
Series: 1 - Prone



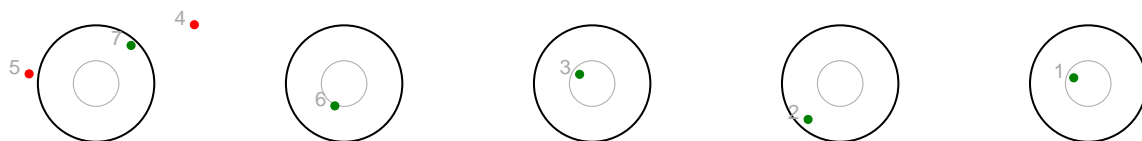
Series: 2 - Standing



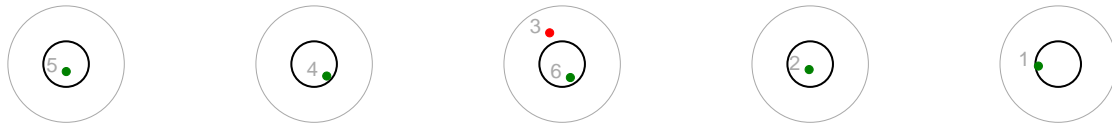
Series: 3 - Prone



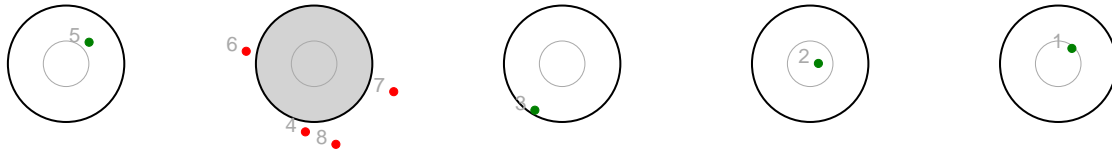
Series: 4 - Standing



Series: 5 - Prone



Series: 6 - Standing



The Biathlon score card presents accurate hit/miss and timing information in the results table. The graphic plot of each series, presents the location of the shots on each of the five targets. Please observe that the accuracy of the plotting has some limitations due to image resolution and/or printer quality. These results are anyway unofficial since only the final output from the timing system can provide complete and correct competition results.



N M mix stafett 3

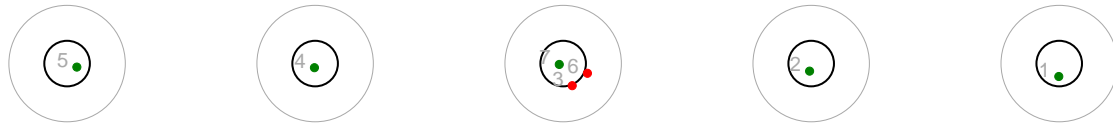
20180311 - Mix relay



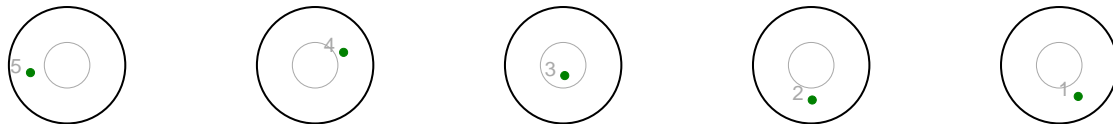
122 Troms

P	1S	2S	3S	4S	5S	6S	7S	8S	ShTm	Rnk	Sht.lmg.	P/S	La
0	12:36:28	0:04.6	0:03.8	0:03.3	0:03.4	0:09.5	0:09.0	-:-:-	00:33.6	-	⑤ ④ ⑦ ② ①	P	22
0	12:44:05	0:02.6	0:02.3	0:01.8	0:02.1	-:-:-	-:-:-	-:-:-	00:08.8	-	⑤ ④ ③ ② ①	S	30
0	12:57:53	0:03.1	0:03.0	0:03.2	0:03.0	-:-:-	-:-:-	-:-:-	00:12.3	-	⑤ ④ ③ ② ①	P	21
0	13:05:40	0:02.9	0:02.3	0:02.0	0:02.2	0:09.3	-:-:-	-:-:-	00:18.7	-	⑤ ⑥ ③ ② ①	S	19
0	13:20:23	0:04.0	0:03.8	0:03.9	0:03.9	0:09.4	-:-:-	-:-:-	00:25.0	-	⑤ ④ ③ ⑥ ①	P	19
0	13:28:43	0:03.0	0:02.8	0:03.0	0:03.0	0:08.8	-:-:-	-:-:-	00:20.6	-	⑤ ④ ③ ⑥ ①	S	19
0									01:59.0	-			

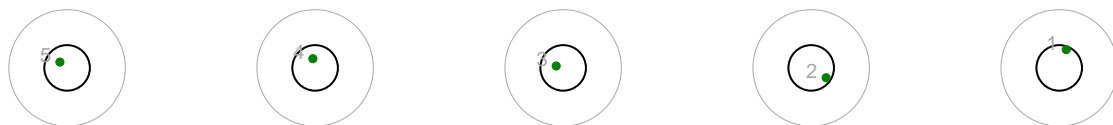
Series: 1 - Prone



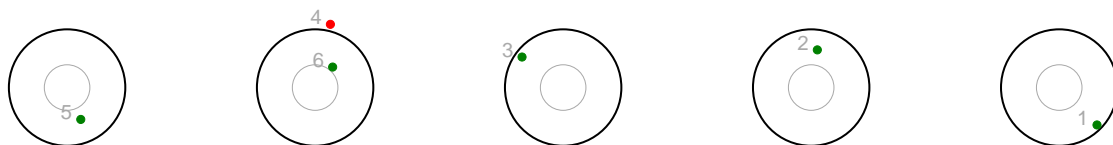
Series: 2 - Standing



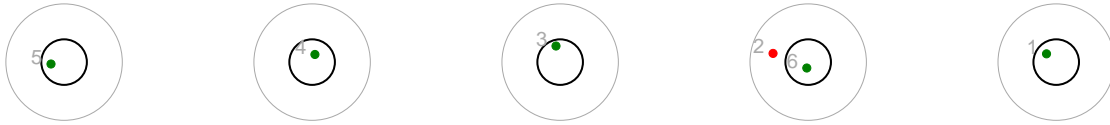
Series: 3 - Prone



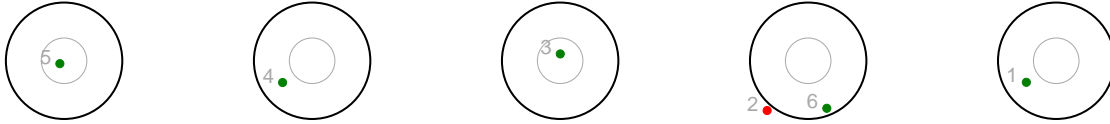
Series: 4 - Standing



Series: 5 - Prone



Series: 6 - Standing



The Biathlon score card presents accurate hit/miss and timing information in the results table. The graphic plot of each series, presents the location of the shots on each of the five targets. Please observe that the accuracy of the plotting has some limitations due to image resolution and/or printer quality. These results are anyway unofficial since only the final output from the timing system can provide complete and correct competition results.



N M mix stafett 3

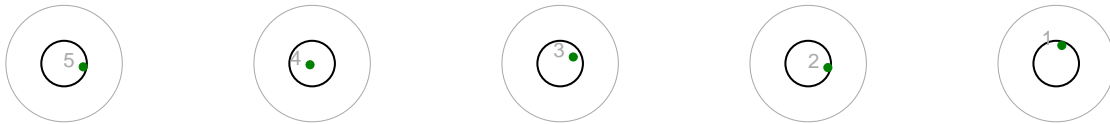
20180311 - Mix relay



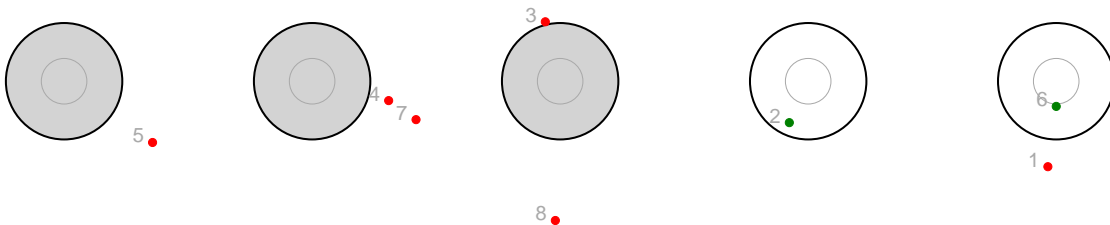
123 Agder

P	1S	2S	3S	4S	5S	6S	7S	8S	ShTm	Rnk	Sht.lmg.	P/S	La
0	12:36:25	0:05.0	0:02.0	0:01.7	0:01.9	-:--	-:--	-:--	00:10.6	-	⑤ ④ ③ ② ①	P	23
3	12:43:50	0:02.7	0:04.3	0:03.3	0:07.1	0:10.3	0:16.4	0:10.1	00:54.2	-	● ● ● ② ⑥	S	24
0	13:00:12	0:02.5	0:02.1	0:01.9	0:02.2	0:05.9	-:--	-:--	00:14.6	-	① ② ③ ⑥ ⑤	P	31
1	13:08:15	0:01.6	0:02.8	0:02.0	0:02.0	0:05.9	0:06.7	0:06.0	00:27.0	-	⑤ ④ ③ ● ⑦	S	31
2	13:23:25	0:03.4	0:02.4	0:06.2	0:02.3	0:08.8	0:15.2	0:08.0	00:46.3	-	● ⑦ ③ ● ①	P	29
0	13:32:42	0:01.8	0:04.8	0:02.3	0:03.2	0:08.9	0:08.1	0:08.0	00:37.1	-	⑧ ⑦ ③ ⑥ ①	S	30
6									03:09.8	-			

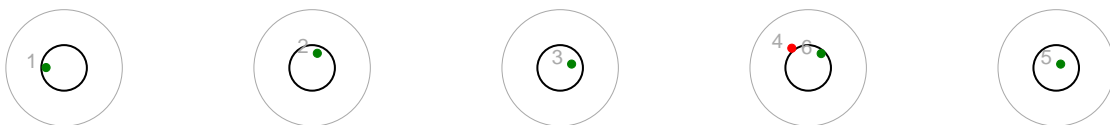
Series: 1 - Prone



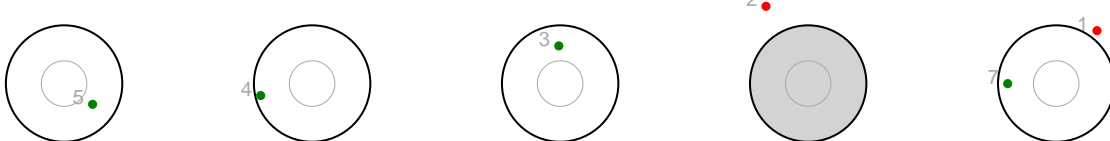
Series: 2 - Standing



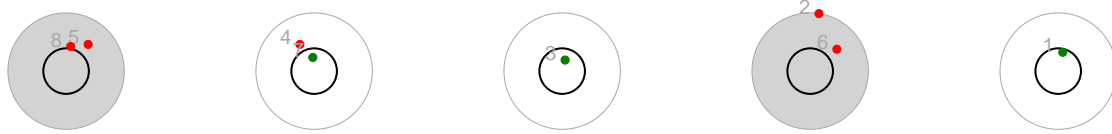
Series: 3 - Prone



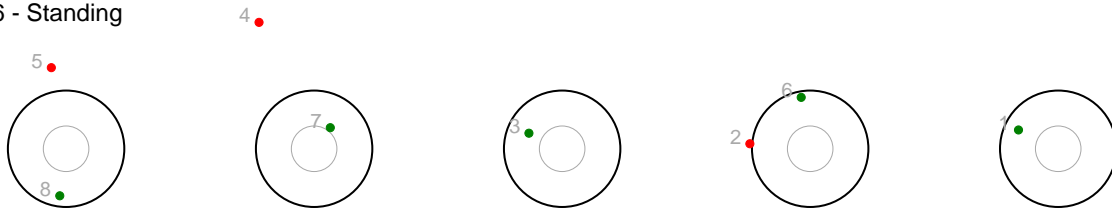
Series: 4 - Standing



Series: 5 - Prone



Series: 6 - Standing



The Biathlon score card presents accurate hit/miss and timing information in the results table. The graphic plot of each series, presents the location of the shots on each of the five targets. Please observe that the accuracy of the plotting has some limitations due to image resolution and/or printer quality. These results are anyway unofficial since only the final output from the timing system can provide complete and correct competition results.



N M mix stafett 3

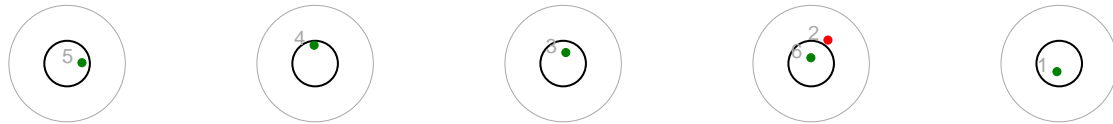
20180311 - Mix relay



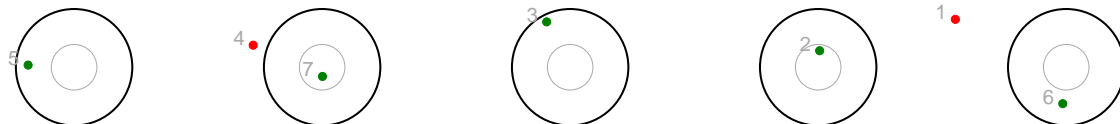
124 Oslo og Akershus

P	1S	2S	3S	4S	5S	6S	7S	8S	ShTm	Rnk	Sht.lmg.	P/S	La
0	12:36:31	0:04.7	0:05.1	0:05.0	0:04.6	0:12.9	-:--:-	-:--:-	00:32.3	-	⑤ ④ ③ ⑥ ①	P	24
0	12:44:41	0:04.1	0:04.1	0:04.2	0:04.2	0:12.0	0:10.0	-:--:-	00:38.6	-	⑤ ⑦ ③ ② ⑥	S	35
0	12:59:31	0:02.6	0:02.5	0:02.2	0:02.5	0:08.7	-:--:-	-:--:-	00:18.5	-	① ② ③ ⑥ ⑤	P	29
0	13:07:11	0:02.3	0:02.4	0:02.3	0:02.2	0:07.6	-:--:-	-:--:-	00:16.8	-	⑤ ⑥ ③ ② ①	S	25
0	13:21:07	0:03.2	0:03.2	0:03.2	0:03.3	0:12.0	-:--:-	-:--:-	00:24.9	-	① ② ③ ④ ⑥	P	23
2	13:28:52	0:03.7	0:02.7	0:03.3	0:02.9	0:10.6	0:12.0	0:11.9	00:47.1	-	⑦ ⑧ ● ② ●	S	20
2									02:58.2	-			

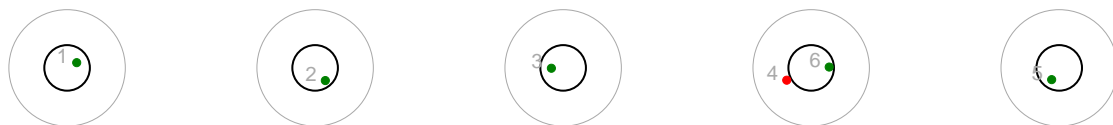
Series: 1 - Prone



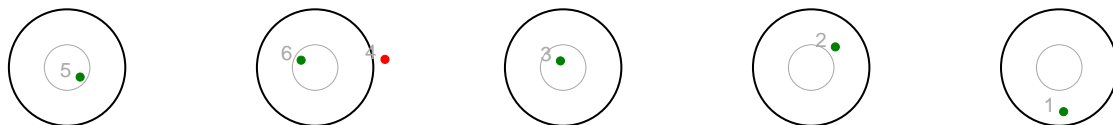
Series: 2 - Standing



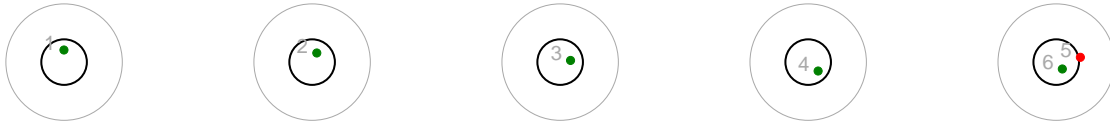
Series: 3 - Prone



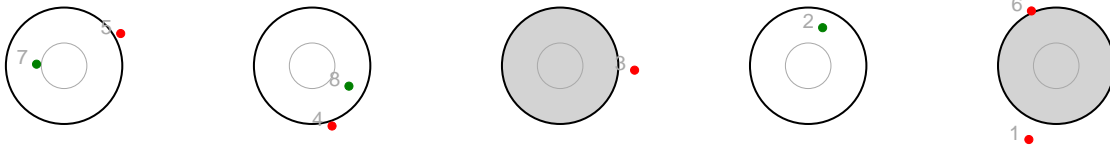
Series: 4 - Standing



Series: 5 - Prone



Series: 6 - Standing



The Biathlon score card presents accurate hit/miss and timing information in the results table. The graphic plot of each series, presents the location of the shots on each of the five targets. Please observe that the accuracy of the plotting has some limitations due to image resolution and/or printer quality. These results are anyway unofficial since only the final output from the timing system can provide complete and correct competition results.



N M mix stafett 3

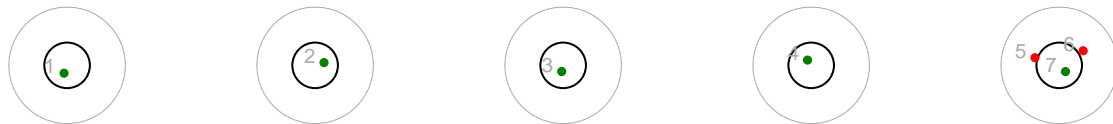
20180311 - Mix relay



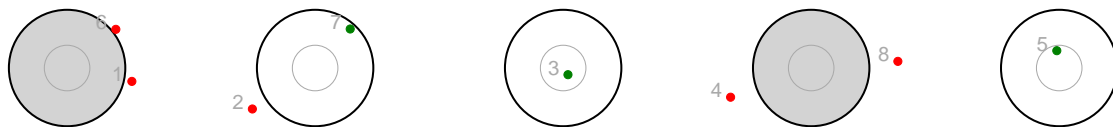
125 Oppland

P	1S	2S	3S	4S	5S	6S	7S	8S	ShTm	Rnk	Sht.lmg.	P/S	La
0	12:36:24	0:03.6	0:03.8	0:04.5	0:04.8	0:10.9	0:11.6	-:--:-	00:39.2	-	① ② ③ ④ ⑦	P	25
2	12:43:57	0:04.9	0:08.0	0:16.0	0:07.3	0:17.3	0:15.6	0:19.0	01:28.1	-	● ⑦ ③ ● ⑤	S	26
1	13:00:27	0:02.9	0:05.4	0:02.1	0:01.8	0:06.8	0:09.0	0:12.2	00:40.2	-	⑥ ● ③ ④ ⑤	P	34
1	13:10:10	0:02.1	0:01.9	0:01.7	0:01.8	0:09.5	0:09.3	0:09.5	00:35.8	-	● ② ⑦ ④ ⑤	S	35
4	13:26:58	0:04.3	0:02.4	0:03.2	0:01.9	-:--:-	-:--:-	-:--:-	00:11.8	-	● ● ③ ● ●	P	35
8									03:35.1	-			

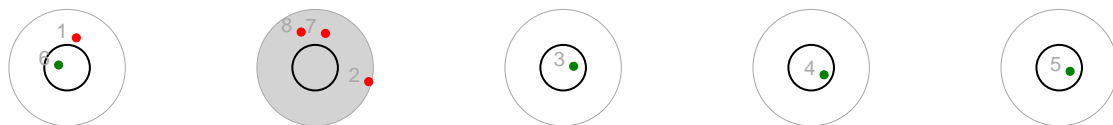
Series: 1 - Prone



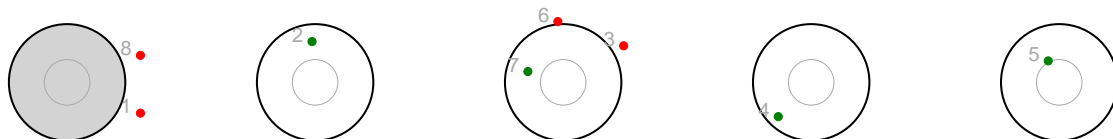
Series: 2 - Standing



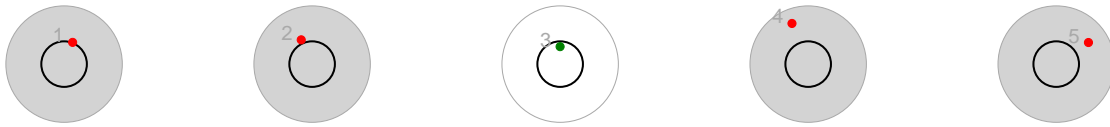
Series: 3 - Prone



Series: 4 - Standing



Series: 5 - Prone



The Biathlon score card presents accurate hit/miss and timing information in the results table. The graphic plot of each series, presents the location of the shots on each of the five targets. Please observe that the accuracy of the plotting has some limitations due to image resolution and/or printer quality. These results are anyway unofficial since only the final output from the timing system can provide complete and correct competition results.



N M mix stafett 3

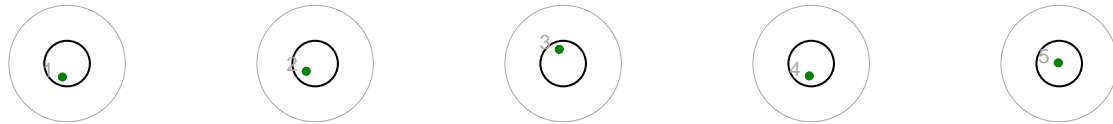
20180311 - Mix relay



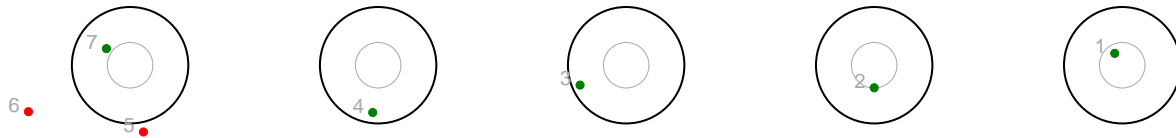
126 Nord-Østerdal

P	1S	2S	3S	4S	5S	6S	7S	8S	ShTm	Rnk	Sht.Img.	P/S	La
0	12:35:49	0:03.9	0:03.7	0:02.9	0:03.5	-:--	-:--	-:--	00:14.0	-	① ② ③ ④ ⑤	P	26
0	12:42:59	0:02.6	0:02.3	0:02.7	0:02.4	0:10.0	0:09.9	-:--	00:29.9	-	⑦ ④ ③ ② ①	S	10
0	12:56:33	0:01.7	0:02.0	0:01.7	0:02.2	0:06.6	-:--	-:--	00:14.2	-	① ⑥ ③ ④ ⑤	P	11
0	13:04:21	0:01.8	0:01.7	0:01.7	0:01.7	-:--	-:--	-:--	00:06.9	-	① ② ③ ④ ⑤	S	10
1	13:18:47	0:03.5	0:03.6	0:03.8	0:03.9	0:11.2	0:08.9	0:09.2	00:44.1	-	① ⑥ ③ ● ⑧	P	10
1	13:27:13	0:06.3	0:05.1	0:06.1	0:04.1	0:11.6	0:08.6	0:08.7	00:50.5	-	⑥ ⑦ ⑧ ④ ●	S	15
2									02:39.6	-			

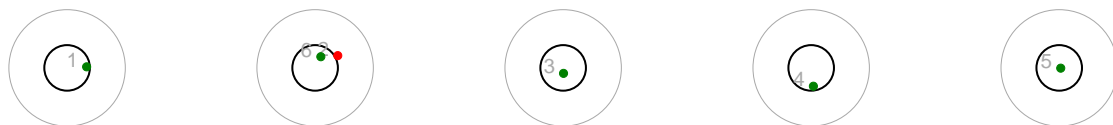
Series: 1 - Prone



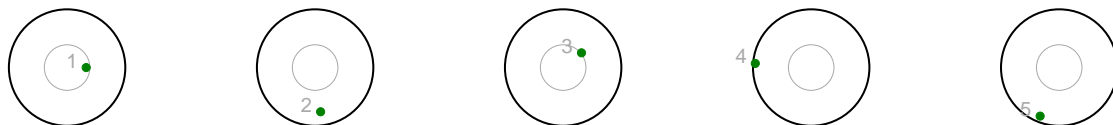
Series: 2 - Standing



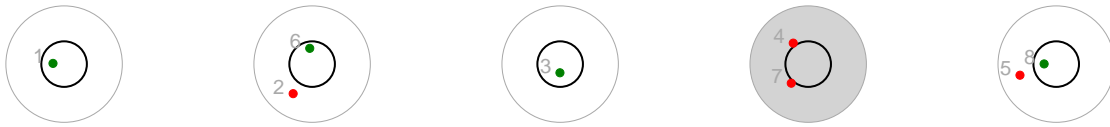
Series: 3 - Prone



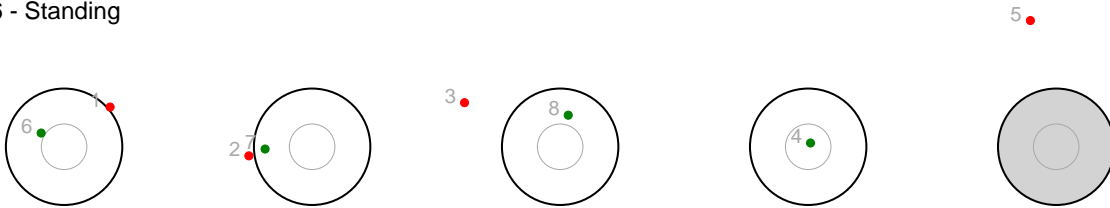
Series: 4 - Standing



Series: 5 - Prone



Series: 6 - Standing



The Biathlon score card presents accurate hit/miss and timing information in the results table. The graphic plot of each series, presents the location of the shots on each of the five targets. Please observe that the accuracy of the plotting has some limitations due to image resolution and/or printer quality. These results are anyway unofficial since only the final output from the timing system can provide complete and correct competition results.



N M mix stafett 3

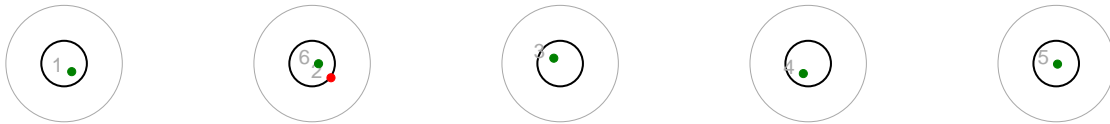
20180311 - Mix relay



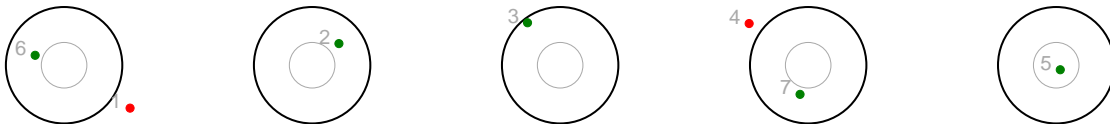
127 Buskerud

P	1S	2S	3S	4S	5S	6S	7S	8S	ShTm	Rnk	Sht.Img.	P/S	La
0	12:35:58	0:04.0	0:03.2	0:03.7	0:04.4	0:10.3	-:--:-	-:--:-	00:25.6	-	① ⑥ ③ ④ ⑤	P	27
0	12:43:20	0:02.6	0:03.0	0:03.0	0:02.7	0:07.8	0:08.2	-:--:-	00:27.3	-	⑥ ② ③ ⑦ ⑤	S	16
0	12:56:30	0:07.3	0:03.4	0:02.6	0:04.1	0:09.6	0:11.3	0:14.5	00:52.8	-	⑤ ⑥ ③ ⑦ ⑧	P	10
2	13:04:27	0:02.5	0:01.8	0:01.5	0:02.8	0:08.4	0:06.3	0:06.5	00:29.8	-	● ● ③ ② ⑧	S	11
0	13:19:21	0:02.6	0:10.0	0:04.7	0:03.4	0:14.6	-:--:-	-:--:-	00:35.3	-	⑥ ④ ③ ② ①	P	13
0	13:27:16	0:04.1	0:03.2	0:02.9	0:03.4	0:12.1	0:12.5	-:--:-	00:38.2	-	① ② ③ ⑦ ⑤	S	14
2									03:29.0	-			

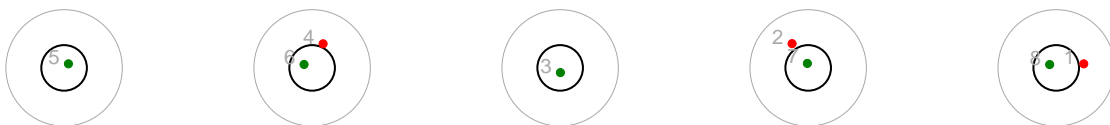
Series: 1 - Prone



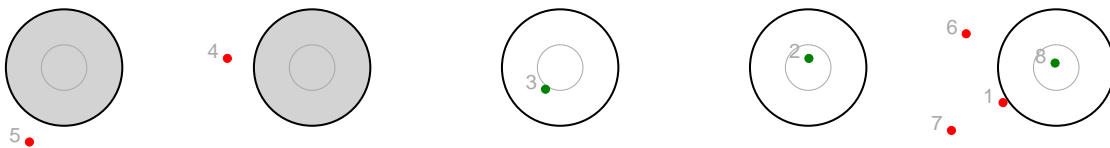
Series: 2 - Standing



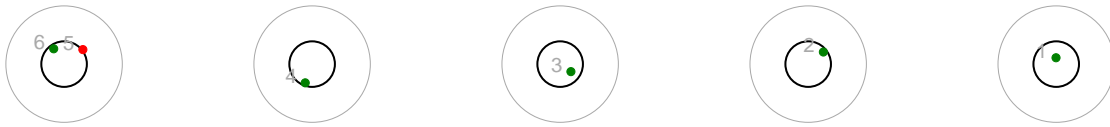
Series: 3 - Prone



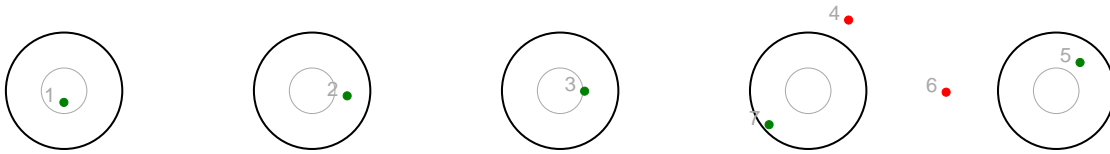
Series: 4 - Standing



Series: 5 - Prone



Series: 6 - Standing



The Biathlon score card presents accurate hit/miss and timing information in the results table. The graphic plot of each series, presents the location of the shots on each of the five targets. Please observe that the accuracy of the plotting has some limitations due to image resolution and/or printer quality. These results are anyway unofficial since only the final output from the timing system can provide complete and correct competition results.



N M mix stafett 3

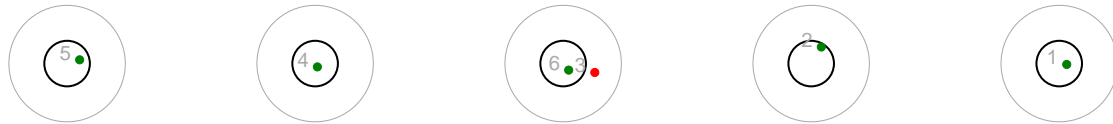
20180311 - Mix relay



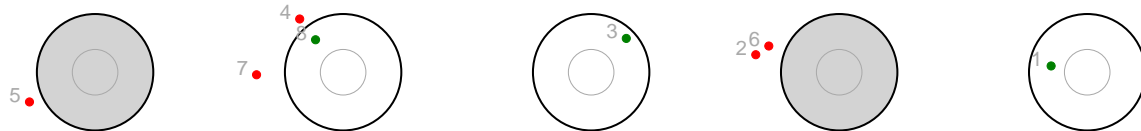
128 Sør-Trøndelag

P	1S	2S	3S	4S	5S	6S	7S	8S	ShTm	Rnk	Sht.Img.	P/S	La
0	12:36:21	0:03.6	0:03.5	0:04.2	0:04.1	0:08.6	-:--:-	-:--:-	00:24.0	-	⑤ ④ ⑥ ② ①	P	28
2	12:43:57	0:05.4	0:18.8	0:04.8	0:16.5	0:13.6	0:11.0	0:11.2	01:21.3	-	● ⑧ ③ ● ①	S	25
0	13:00:31	0:04.1	0:04.3	0:03.5	0:04.1	0:07.2	-:--:-	-:--:-	00:23.2	-	⑤ ⑥ ③ ② ①	P	33
0	13:09:16	0:05.1	0:02.6	0:03.6	0:02.8	0:14.4	0:12.6	0:11.3	00:52.4	-	⑤ ④ ⑧ ⑥ ①	S	33
1	13:25:47	0:04.2	0:03.2	0:05.5	0:04.4	0:11.6	0:11.2	0:14.5	00:54.6	-	⑤ ④ ⑥ ② ●	P	33
0	13:35:28	0:04.2	0:03.7	0:03.8	0:11.2	0:15.7	-:--:-	-:--:-	00:38.6	-	⑤ ④ ③ ② ⑥	S	32
3									04:34.1	-			

Series: 1 - Prone



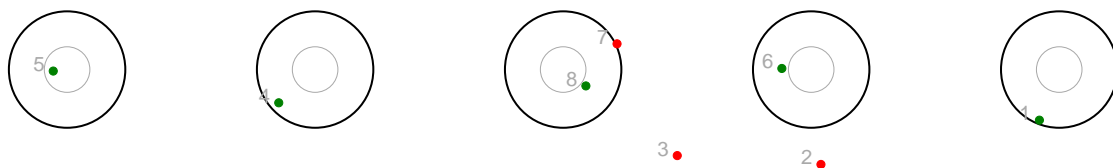
Series: 2 - Standing



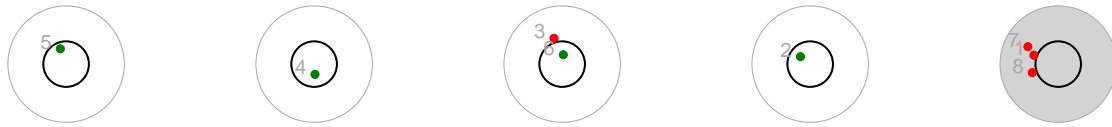
Series: 3 - Prone



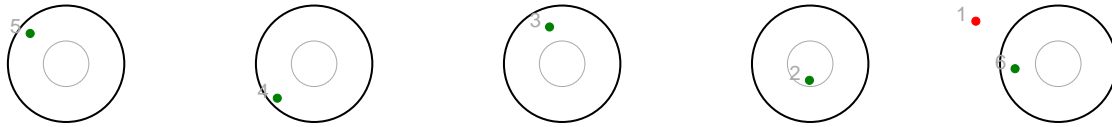
Series: 4 - Standing



Series: 5 - Prone



Series: 6 - Standing



The Biathlon score card presents accurate hit/miss and timing information in the results table. The graphic plot of each series, presents the location of the shots on each of the five targets. Please observe that the accuracy of the plotting has some limitations due to image resolution and/or printer quality. These results are anyway unofficial since only the final output from the timing system can provide complete and correct competition results.



N M mix stafett 3

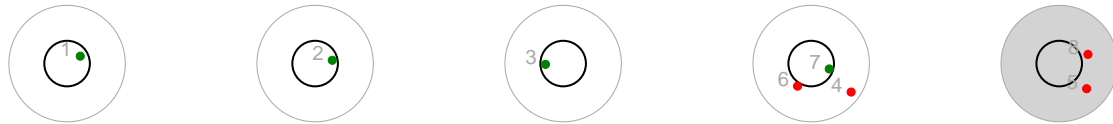
20180311 - Mix relay



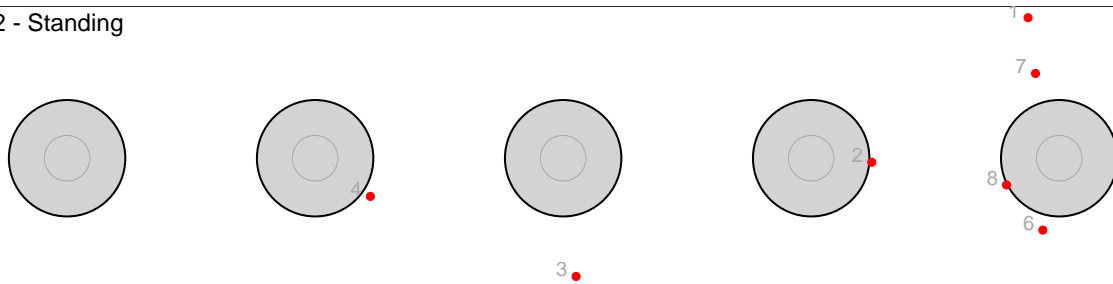
129 Nord-Trøndelag

P	1S	2S	3S	4S	5S	6S	7S	8S	ShTm	Rnk	Sht.Img.	P/S	La
1	12:35:42	0:04.3	0:03.9	0:03.7	0:04.0	0:10.6	0:13.6	0:10.7	00:50.8	-	① ② ③ ⑦ ●	P	29
5	12:43:34	0:03.4	0:03.2	0:03.5	0:02.7	0:16.6	0:16.6	0:15.5	01:01.5	-	● ● ● ● ●	S	22
1	13:00:26	0:03.3	0:03.3	0:03.0	0:02.7	0:13.0	0:13.9	0:15.2	00:54.4	-	⑧ ④ ③ ● ①	P	32
0	13:10:08	0:04.0	0:03.2	0:03.1	0:03.5	0:12.4	0:11.6	0:12.2	00:50.0	-	⑤ ⑧ ③ ② ①	S	34
0	13:26:41	0:04.9	0:04.4	0:05.1	0:04.8	0:09.7	-:--:-	-:--:-	00:28.9	-	① ② ⑥ ④ ⑤	P	34
0	13:35:44	0:03.9	0:03.9	0:04.1	0:05.1	0:10.8	0:10.2	0:13.4	00:51.4	-	⑤ ⑧ ⑥ ② ①	S	33
7									04:57.0	-			

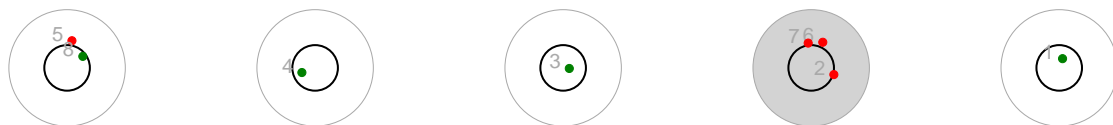
Series: 1 - Prone



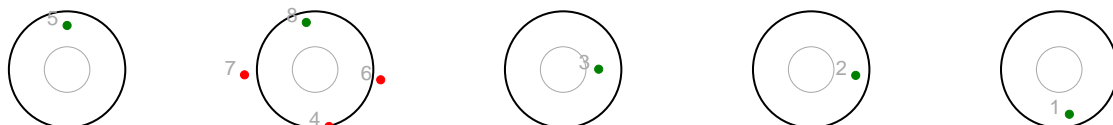
Series: 2 - Standing



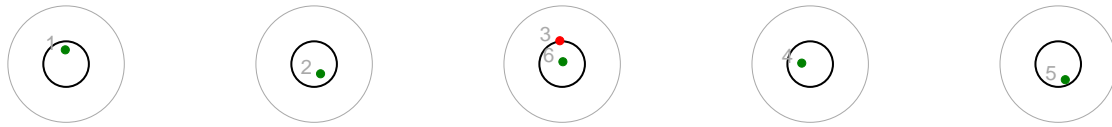
Series: 3 - Prone



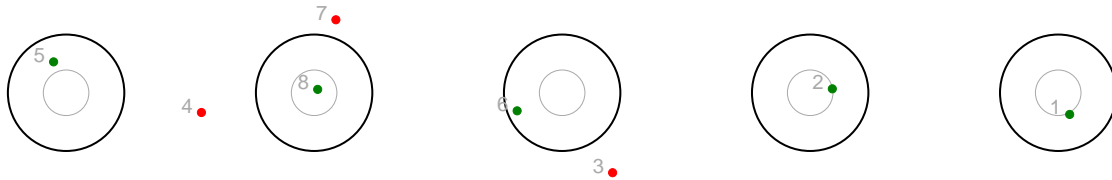
Series: 4 - Standing



Series: 5 - Prone



Series: 6 - Standing



The Biathlon score card presents accurate hit/miss and timing information in the results table. The graphic plot of each series, presents the location of the shots on each of the five targets. Please observe that the accuracy of the plotting has some limitations due to image resolution and/or printer quality. These results are anyway unofficial since only the final output from the timing system can provide complete and correct competition results.



N M mix stafett 3

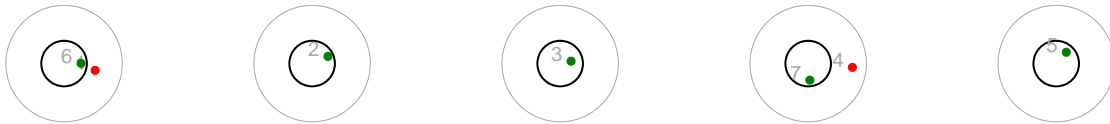
20180311 - Mix relay



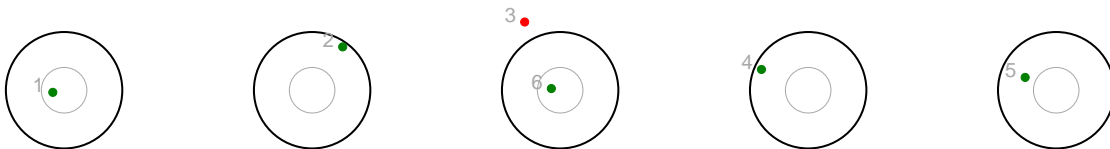
130 Hordaland

P	1S	2S	3S	4S	5S	6S	7S	8S	ShTm	Rnk	Sht.Img.	P/S	La
0	12:36:02	0:04.4	0:03.1	0:03.8	0:03.7	0:07.8	0:08.6	-:--:-	00:31.4	-	⑥ ② ③ ⑦ ⑤	P	30
0	12:43:30	0:02.8	0:02.7	0:02.6	0:02.2	0:08.2	-:--:-	-:--:-	00:18.5	-	① ② ⑥ ④ ⑤	S	20
2	12:57:19	0:04.0	0:03.9	0:03.7	0:03.7	0:08.6	0:09.5	0:10.0	00:43.4	-	● ④ ⑦ ● ①	P	17
1	13:07:16	0:03.2	0:08.6	0:04.4	0:03.9	0:10.1	0:08.9	0:09.1	00:48.2	-	⑤ ⑦ ③ ② ●	S	27
1	13:24:16	0:01.7	0:01.6	0:01.4	0:01.6	0:05.1	0:06.4	0:06.0	00:23.8	-	① ⑦ ③ ● ⑤	P	32
1	13:33:59	0:02.2	0:02.0	0:01.9	0:02.4	0:08.8	0:07.8	0:07.9	00:33.0	-	⑤ ④ ● ⑧ ⑦	S	31
5									03:18.3	-			

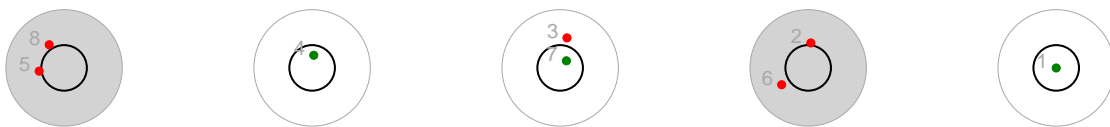
Series: 1 - Prone



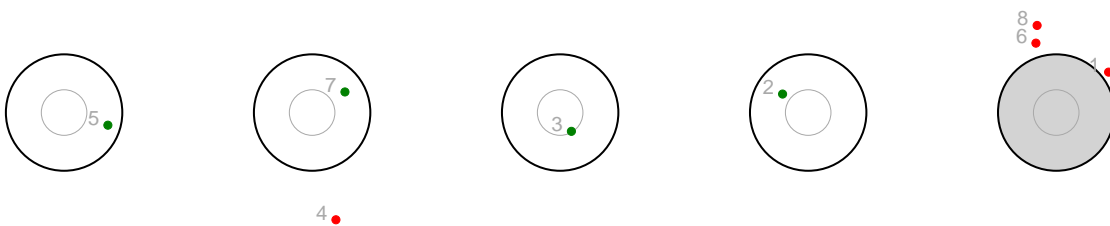
Series: 2 - Standing



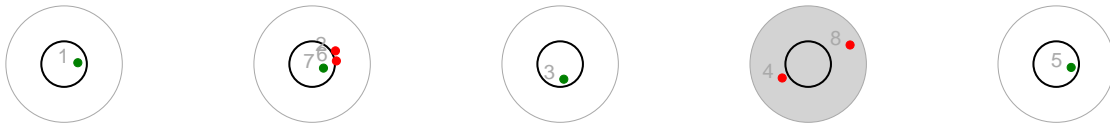
Series: 3 - Prone



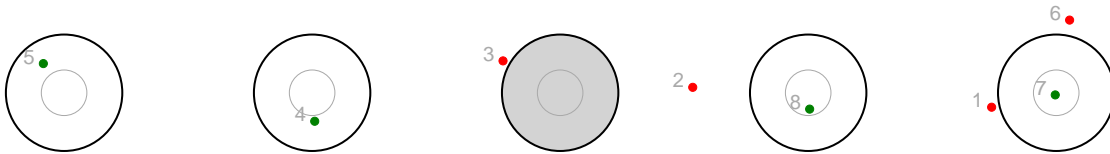
Series: 4 - Standing



Series: 5 - Prone



Series: 6 - Standing



The Biathlon score card presents accurate hit/miss and timing information in the results table. The graphic plot of each series, presents the location of the shots on each of the five targets. Please observe that the accuracy of the plotting has some limitations due to image resolution and/or printer quality. These results are anyway unofficial since only the final output from the timing system can provide complete and correct competition results.



N M mix stafett 3

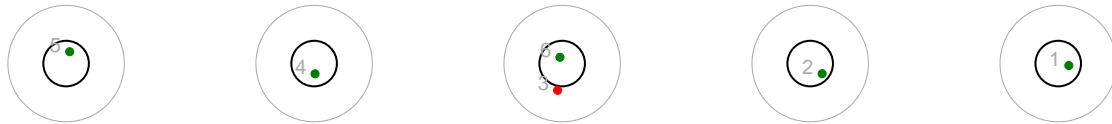
20180311 - Mix relay



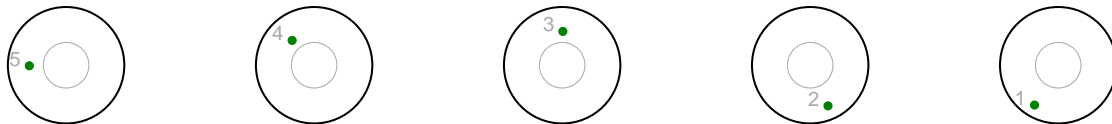
131 Oslo og Akershus

P	1S	2S	3S	4S	5S	6S	7S	8S	ShTm	Rnk	Sht.lmg.	P/S	La
0	12:36:01	0:03.9	0:03.8	0:09.4	0:03.9	0:10.8	-:--:-	-:--:-	00:31.8	-	⑤ ④ ⑥ ② ①	P	31
0	12:43:41	0:03.1	0:03.4	0:03.8	0:02.7	-:--:-	-:--:-	-:--:-	00:13.0	-	⑤ ④ ③ ② ①	S	21
1	12:57:11	0:03.5	0:04.0	0:03.7	0:04.5	0:11.4	0:12.8	0:14.7	00:54.6	-	⑧ ④ ③ ② ●	P	14
0	13:05:46	0:04.0	0:03.1	0:02.8	0:03.2	0:09.1	-:--:-	-:--:-	00:22.2	-	⑤ ⑥ ③ ② ①	S	21
0	13:19:57	0:03.1	0:03.4	0:03.2	0:04.0	0:09.4	0:12.2	0:08.6	00:43.9	-	① ⑦ ③ ⑧ ⑤	P	17
1	13:27:54	0:02.3	0:04.5	0:02.2	0:02.0	0:07.6	0:09.0	0:06.8	00:34.4	-	● ⑦ ③ ④ ⑤	S	17
2									03:19.9	-			

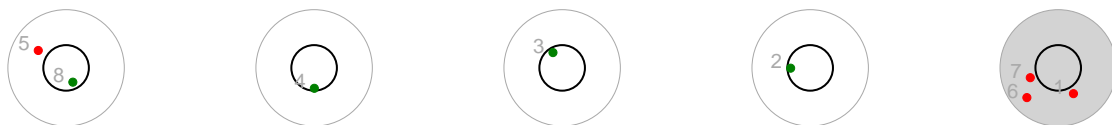
Series: 1 - Prone



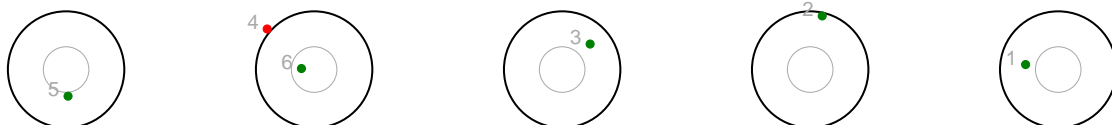
Series: 2 - Standing



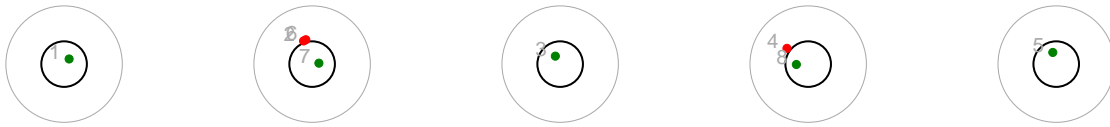
Series: 3 - Prone



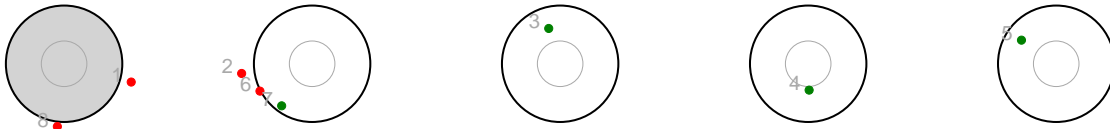
Series: 4 - Standing



Series: 5 - Prone



Series: 6 - Standing



The Biathlon score card presents accurate hit/miss and timing information in the results table. The graphic plot of each series, presents the location of the shots on each of the five targets. Please observe that the accuracy of the plotting has some limitations due to image resolution and/or printer quality. These results are anyway unofficial since only the final output from the timing system can provide complete and correct competition results.



N M mix stafett 3

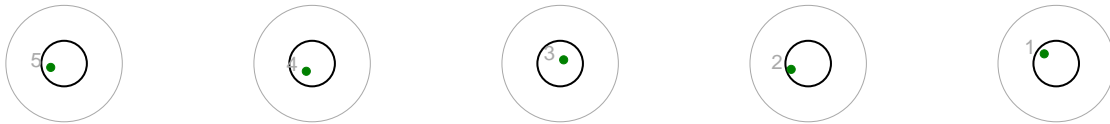
20180311 - Mix relay



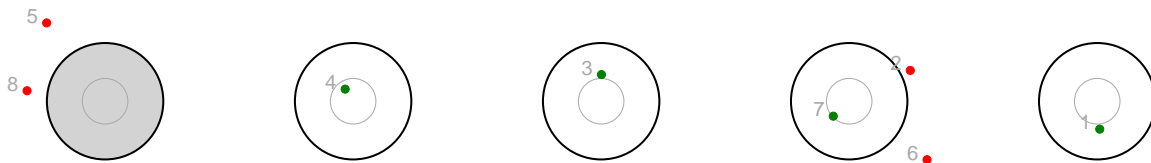
132 Buskerud

P	1S	2S	3S	4S	5S	6S	7S	8S	ShTm	Rnk	Sht.Img.	P/S	La
0	12:36:09	0:03.4	0:03.0	0:02.7	0:03.3	-:--:-	-:--:-	-:--:-	00:12.4	-	⑤ ④ ③ ② ①	P	32
1	12:43:18	0:02.4	0:05.9	0:02.4	0:02.3	0:09.2	0:09.7	0:11.0	00:42.9	-	● ④ ③ ⑦ ①	S	17
0	12:57:40	0:02.7	0:02.2	0:02.4	0:02.8	-:--:-	-:--:-	-:--:-	00:10.1	-	① ② ③ ④ ⑤	P	20
1	13:05:13	0:02.0	0:02.5	0:02.5	0:02.6	0:09.7	0:14.5	0:10.1	00:43.9	-	① ② ● ④ ⑤	S	14
1	13:20:45	0:03.1	0:03.7	0:06.8	0:04.1	0:08.9	0:09.4	0:10.7	00:46.7	-	⑤ ④ ● ⑥ ①	P	20
0	13:30:04	0:02.5	0:02.9	0:03.0	0:02.7	0:07.5	-:--:-	-:--:-	00:18.6	-	⑤ ④ ③ ⑥ ①	S	23
3									02:54.6	-			

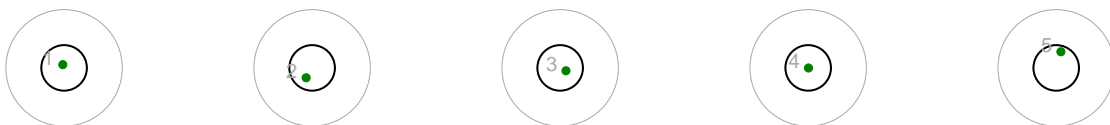
Series: 1 - Prone



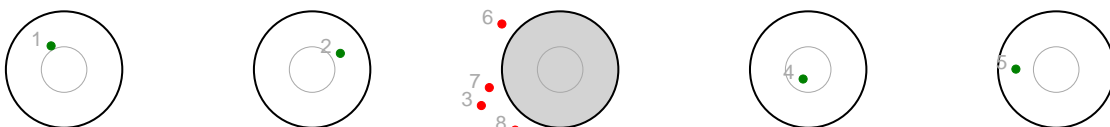
Series: 2 - Standing



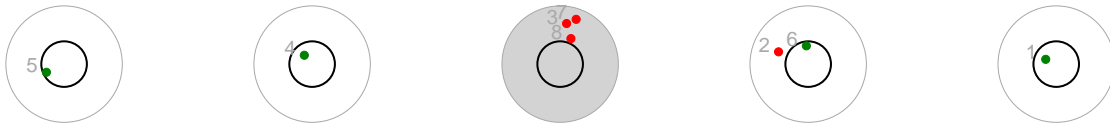
Series: 3 - Prone



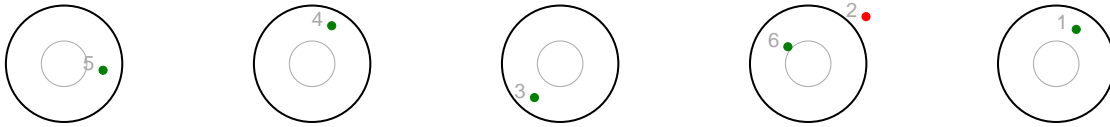
Series: 4 - Standing



Series: 5 - Prone



Series: 6 - Standing



The Biathlon score card presents accurate hit/miss and timing information in the results table. The graphic plot of each series, presents the location of the shots on each of the five targets. Please observe that the accuracy of the plotting has some limitations due to image resolution and/or printer quality. These results are anyway unofficial since only the final output from the timing system can provide complete and correct competition results.



N M mix stafett 3

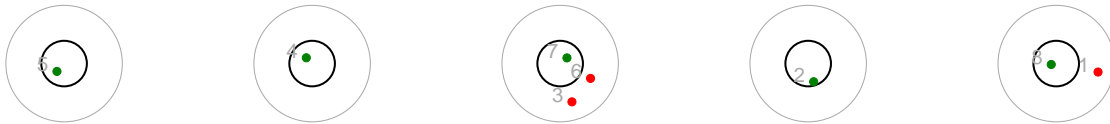
20180311 - Mix relay



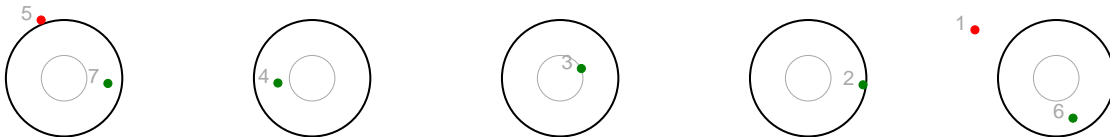
133 Oslo og Akershus

P	1S	2S	3S	4S	5S	6S	7S	8S	ShTm	Rnk	Sht.lmg.	P/S	La
0	12:36:25	0:07.1	0:05.4	0:08.2	0:04.5	0:11.0	0:09.1	0:09.6	00:54.9	-	⑤ ④ ⑦ ② ⑧	P	33
0	12:44:35	0:05.6	0:04.8	0:04.0	0:03.6	0:11.3	0:09.3	-:--:-	00:38.6	-	⑦ ④ ③ ② ⑥	S	34
0	12:58:27	0:01.9	0:01.8	0:01.7	0:01.6	-:--:-	-:--:-	-:--:-	00:07.0	-	① ② ③ ④ ⑤	P	26
0	13:05:34	0:01.8	0:01.4	0:01.4	0:01.3	0:05.8	-:--:-	-:--:-	00:11.7	-	① ② ③ ⑥ ⑤	S	20
0	13:19:11	0:03.3	0:03.0	0:03.3	0:03.1	-:--:-	-:--:-	-:--:-	00:12.7	-	① ② ③ ④ ⑤	P	14
0	13:26:30	0:02.6	0:02.6	0:02.7	0:02.8	0:12.6	0:09.3	0:10.1	00:42.7	-	⑥ ② ③ ⑧ ⑤	S	10
0									02:47.6	-			

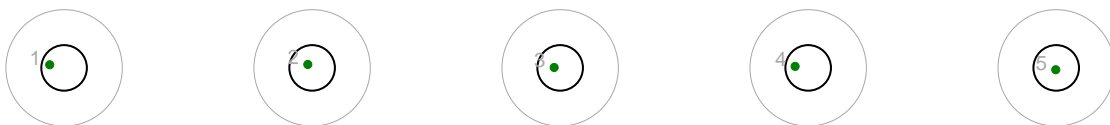
Series: 1 - Prone



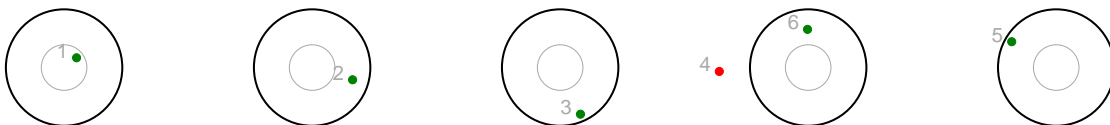
Series: 2 - Standing



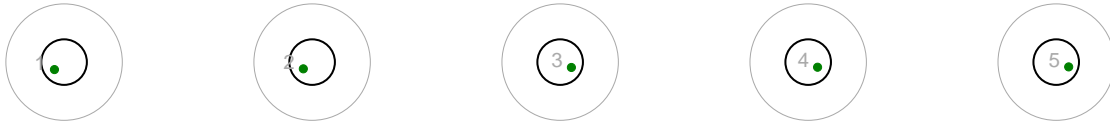
Series: 3 - Prone



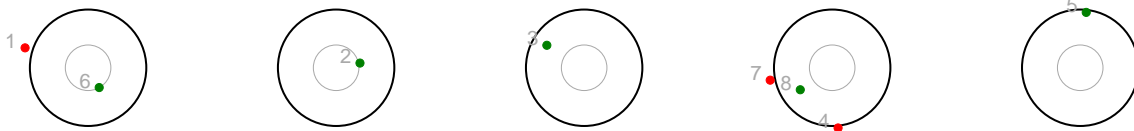
Series: 4 - Standing



Series: 5 - Prone



Series: 6 - Standing



The Biathlon score card presents accurate hit/miss and timing information in the results table. The graphic plot of each series, presents the location of the shots on each of the five targets. Please observe that the accuracy of the plotting has some limitations due to image resolution and/or printer quality. These results are anyway unofficial since only the final output from the timing system can provide complete and correct competition results.



N M mix stafett 3

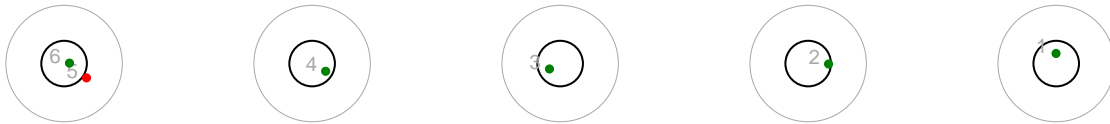
20180311 - Mix relay



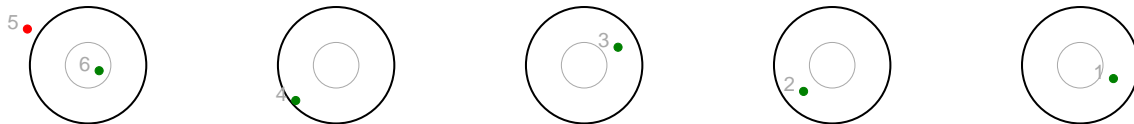
134 Buskerud

P	1S	2S	3S	4S	5S	6S	7S	8S	ShTm	Rnk	Sht.lmg.	P/S	La
0	12:36:22	0:05.1	0:04.4	0:04.4	0:03.9	0:10.1	-:--	-:--	00:27.9	-	⑥ ④ ③ ② ①	P	34
0	12:44:10	0:05.6	0:05.4	0:05.1	0:04.9	0:09.7	-:--	-:--	00:30.7	-	⑥ ④ ③ ② ①	S	31
3	12:58:25	0:04.4	0:03.7	0:03.6	0:10.3	0:10.7	0:07.1	0:09.3	00:49.1	-	⑥ ② ● ● ●	P	25
2	13:07:51	0:02.0	0:08.1	0:02.6	0:02.4	0:08.2	0:07.5	0:07.3	00:38.1	-	● ● ⑥ ④ ⑤	S	30
0	13:23:50	0:05.1	0:10.3	0:04.0	0:04.1	0:09.1	0:08.7	-:--	00:41.3	-	⑥ ⑦ ③ ④ ⑤	P	30
0	13:32:43	0:02.9	0:02.0	0:02.2	0:05.6	0:10.6	0:10.0	0:10.2	00:43.5	-	⑤ ⑧ ⑦ ② ⑥	S	28
5									03:50.6	-			

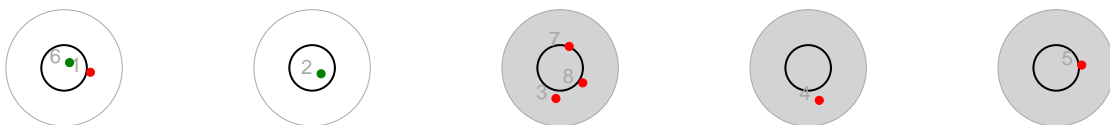
Series: 1 - Prone



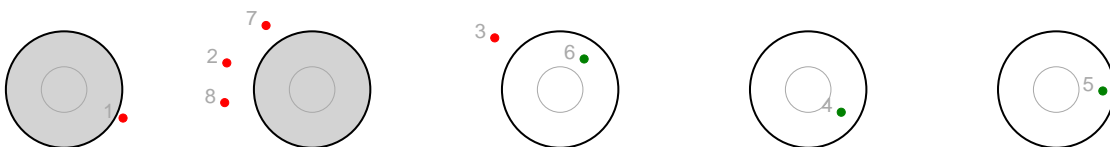
Series: 2 - Standing



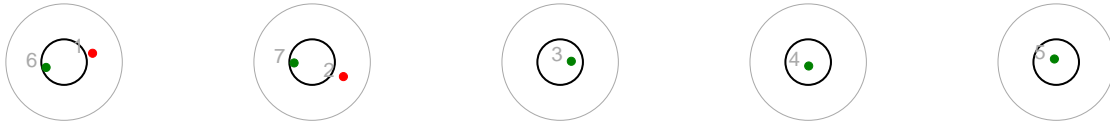
Series: 3 - Prone



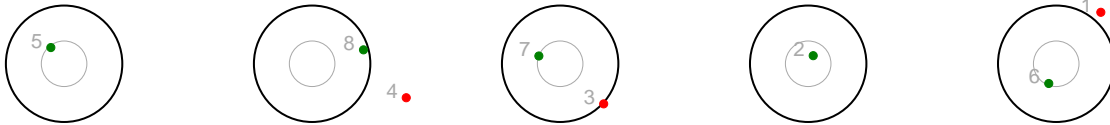
Series: 4 - Standing



Series: 5 - Prone



Series: 6 - Standing



The Biathlon score card presents accurate hit/miss and timing information in the results table. The graphic plot of each series, presents the location of the shots on each of the five targets. Please observe that the accuracy of the plotting has some limitations due to image resolution and/or printer quality. These results are anyway unofficial since only the final output from the timing system can provide complete and correct competition results.



N M mix stafett 3

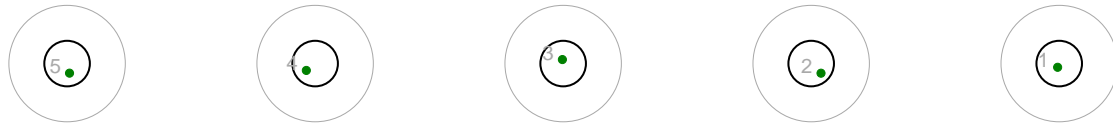
20180311 - Mix relay



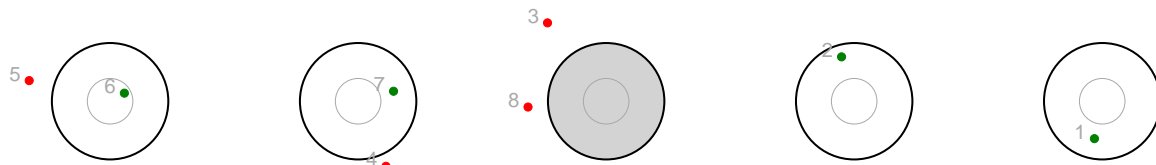
135 Buskerud

P	1S	2S	3S	4S	5S	6S	7S	8S	ShTm	Rnk	Sht.lmg.	P/S	La
0	12:36:22	0:03.9	0:04.3	0:05.3	0:04.1	-:--	-:--	-:--	00:17.6	-	⑤ ④ ③ ② ①	P	35
1	12:43:57	0:05.6	0:03.5	0:04.4	0:04.1	0:13.5	0:10.9	0:10.9	00:52.9	-	⑥ ⑦ ● ② ①	S	27
0	12:59:08	0:04.6	0:04.3	0:04.1	0:04.7	-:--	-:--	-:--	00:17.7	-	① ② ③ ④ ⑤	P	28
2	13:07:35	0:03.3	0:03.5	0:03.4	0:03.8	0:07.8	0:07.0	0:07.3	00:36.1	-	● ④ ● ⑥ ①	S	28
0	13:24:07	0:04.0	0:02.7	0:02.3	0:05.8	0:07.7	0:06.3	0:06.9	00:35.7	-	⑤ ⑧ ⑦ ② ⑥	P	31
0	13:32:39	0:02.6	0:02.1	0:01.8	0:01.7	0:06.6	0:06.3	0:08.1	00:29.2	-	⑧ ⑥ ③ ② ①	S	29
3									03:09.2	-			

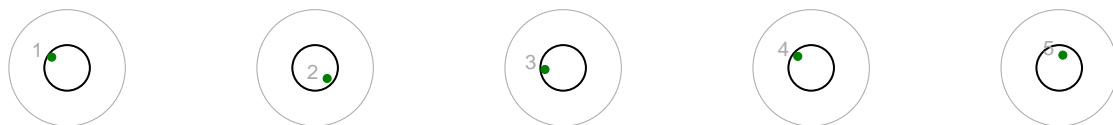
Series: 1 - Prone



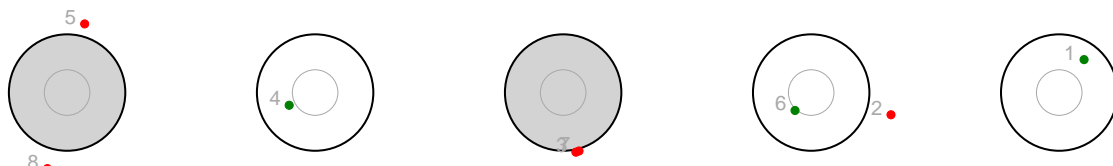
Series: 2 - Standing



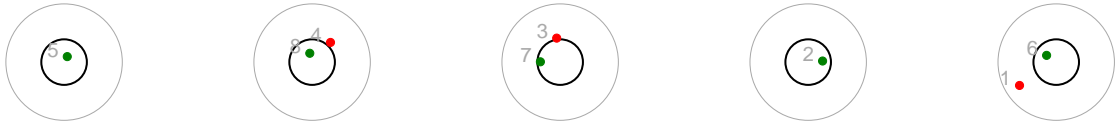
Series: 3 - Prone



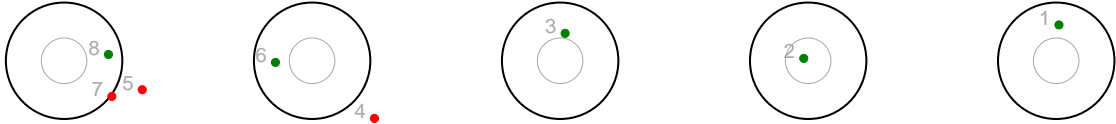
Series: 4 - Standing



Series: 5 - Prone



Series: 6 - Standing



The Biathlon score card presents accurate hit/miss and timing information in the results table. The graphic plot of each series, presents the location of the shots on each of the five targets. Please observe that the accuracy of the plotting has some limitations due to image resolution and/or printer quality. These results are anyway unofficial since only the final output from the timing system can provide complete and correct competition results.