



N M mix stafett 2

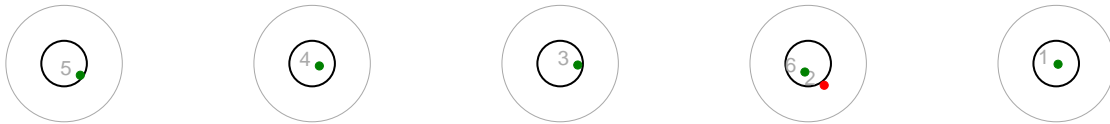
20180311 - Mix relay



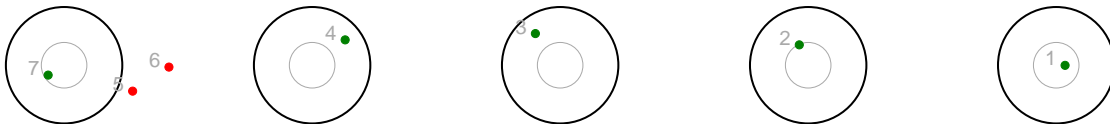
51 Nord-Østerdal

P	1S	2S	3S	4S	5S	6S	7S	8S	ShTm	Rnk	Sht.lmg.	P/S	La
0	10:51:04	0:02.0	0:01.9	0:01.7	0:01.6	0:08.6	-:--	-:--	00:15.8	-	⑤ ④ ③ ⑥ ①	P	1
0	10:57:49	0:02.8	0:03.4	0:02.3	0:06.6	0:07.3	0:06.3	-:--	00:28.7	-	⑦ ④ ③ ② ①	S	5
1	11:11:24	0:04.1	0:03.7	0:03.5	0:05.2	0:11.5	0:09.9	0:11.3	00:49.2	-	① ② ③ ⑧ ●	P	2
0	11:20:07	0:02.5	0:02.2	0:02.9	0:02.3	-:--	-:--	-:--	00:09.9	-	⑤ ④ ③ ② ①	S	3
0	11:33:50	0:02.4	0:02.3	0:02.4	0:02.4	0:07.5	0:08.9	-:--	00:25.9	-	⑤ ⑦ ③ ② ①	P	4
0	11:41:39	0:02.8	0:01.9	0:01.6	0:01.7	0:09.7	0:08.2	0:08.2	00:34.1	-	⑧ ④ ⑥ ② ①	S	4
1									02:43.6	-			

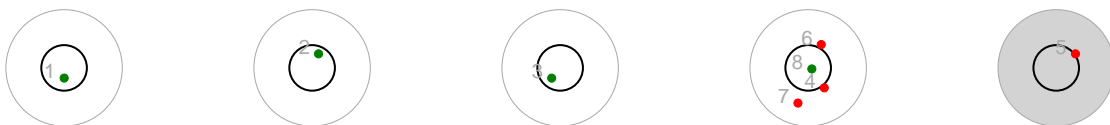
Series: 1 - Prone



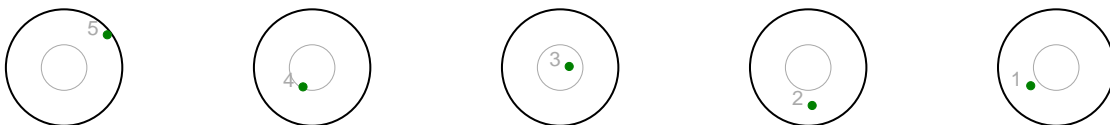
Series: 2 - Standing



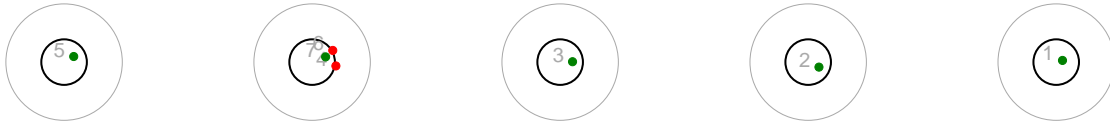
Series: 3 - Prone



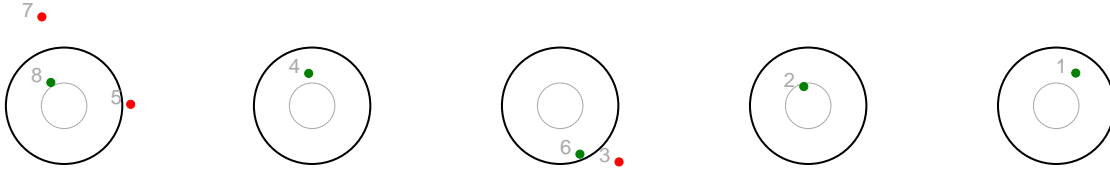
Series: 4 - Standing



Series: 5 - Prone



Series: 6 - Standing



The Biathlon score card presents accurate hit/miss and timing information in the results table. The graphic plot of each series, presents the location of the shots on each of the five targets. Please observe that the accuracy of the plotting has some limitations due to image resolution and/or printer quality. These results are anyway unofficial since only the final output from the timing system can provide complete and correct competition results.



N M mix stafett 2

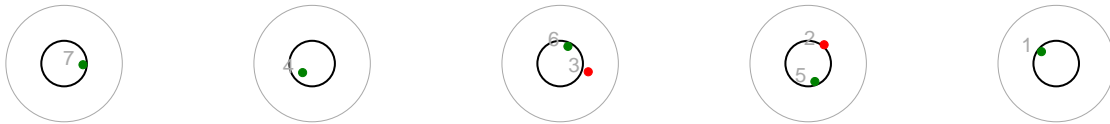
20180311 - Mix relay



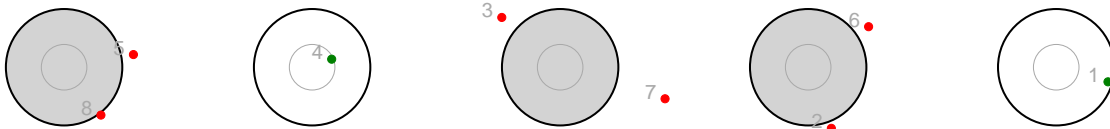
52 Sør-Trøndelag

P	1S	2S	3S	4S	5S	6S	7S	8S	ShTm	Rnk	Sht.Img.	P/S	La
0	10:51:16	0:03.1	0:03.3	0:06.3	0:09.7	0:08.7	0:07.7	-:--	00:38.8	-	⑦ ④ ⑥ ⑤ ①	P	2
3	10:58:55	0:03.0	0:20.6	0:04.6	0:03.5	0:13.0	0:22.8	0:10.1	01:17.6	-	● ④ ● ● ①	S	16
0	11:15:23	0:02.5	0:03.0	0:05.5	0:10.3	0:13.1	0:08.9	-:--	00:43.3	-	① ⑥ ⑦ ④ ⑤	P	27
0	11:23:42	0:01.6	0:01.6	0:01.5	0:01.4	0:08.4	-:--	-:--	00:14.5	-	① ⑥ ③ ④ ⑤	S	24
0	11:38:04	0:06.7	0:03.0	0:02.9	0:03.4	0:07.6	0:07.6	-:--	00:31.2	-	⑤ ⑦ ③ ② ①	P	19
0	11:46:22	0:02.1	0:14.7	0:01.7	0:01.6	0:06.9	0:08.7	-:--	00:35.7	-	⑤ ④ ⑦ ② ①	S	20
3									04:01.1	-			

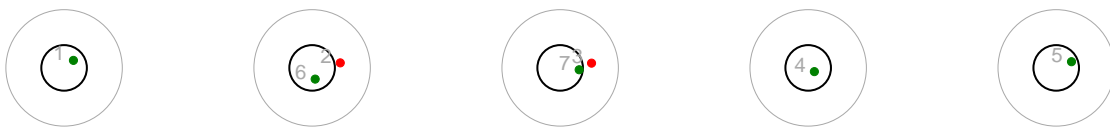
Series: 1 - Prone



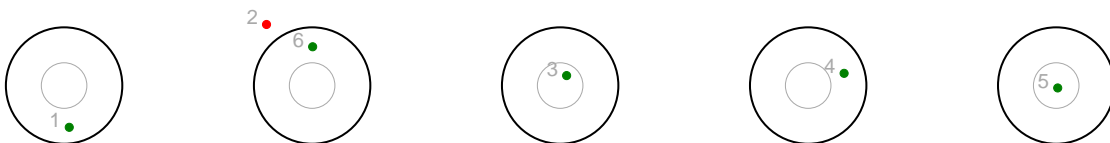
Series: 2 - Standing



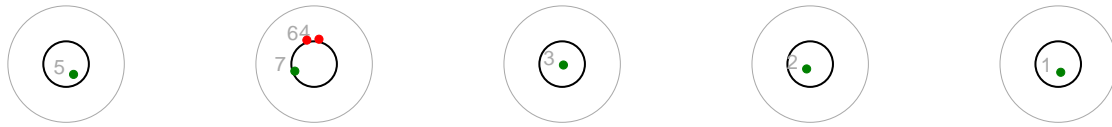
Series: 3 - Prone



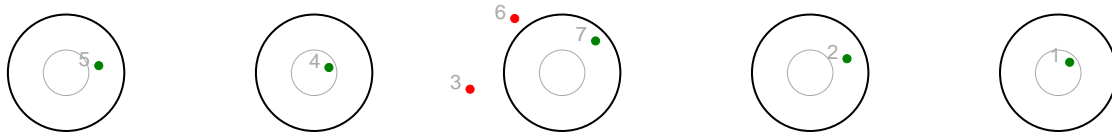
Series: 4 - Standing



Series: 5 - Prone



Series: 6 - Standing



The Biathlon score card presents accurate hit/miss and timing information in the results table. The graphic plot of each series, presents the location of the shots on each of the five targets. Please observe that the accuracy of the plotting has some limitations due to image resolution and/or printer quality. These results are anyway unofficial since only the final output from the timing system can provide complete and correct competition results.



N M mix stafett 2

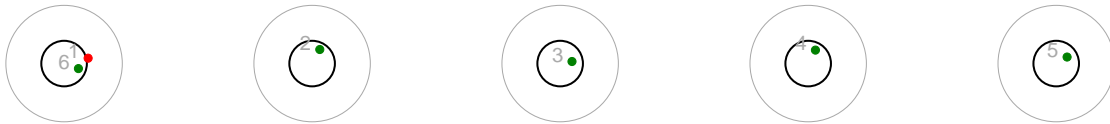
20180311 - Mix relay



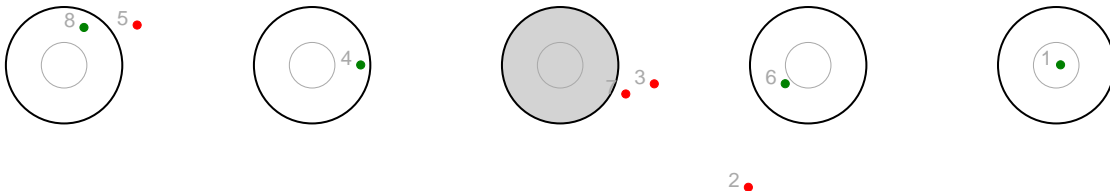
53 Oslo og Akershus

P	1S	2S	3S	4S	5S	6S	7S	8S	ShTm	Rnk	Sht.lmg.	P/S	La
0	10:51:02	0:03.0	0:04.6	0:03.3	0:04.4	0:11.1	-:-:-	-:-:-	00:26.4	-	⑥ ② ③ ④ ⑤	P	3
1	10:57:47	0:03.9	0:03.8	0:04.3	0:03.9	0:11.7	0:10.0	0:11.2	00:48.8	-	⑧ ④ ● ⑥ ①	S	2
0	11:11:39	0:02.9	0:03.1	0:03.2	0:03.5	0:10.0	0:07.5	0:07.4	00:37.6	-	⑤ ⑧ ⑦ ② ⑥	P	3
0	11:19:29	0:06.2	0:03.1	0:02.5	0:02.1	0:07.6	0:10.6	0:08.6	00:40.7	-	⑧ ⑦ ④ ③ ⑥	S	2
0	11:33:16	0:03.1	0:06.1	0:03.6	0:03.7	0:12.1	-:-:-	-:-:-	00:28.6	-	⑤ ⑥ ③ ② ①	P	3
1	11:41:11	0:02.6	0:03.0	0:03.0	0:03.1	0:10.8	0:09.6	0:11.1	00:43.2	-	● ⑧ ⑦ ⑥ ①	S	2
2									03:45.3	-			

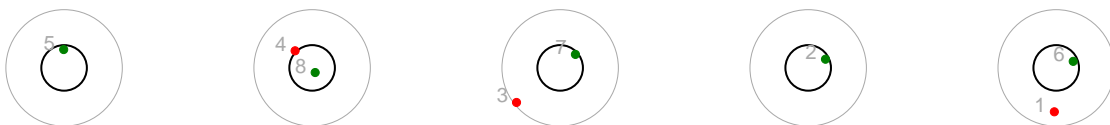
Series: 1 - Prone



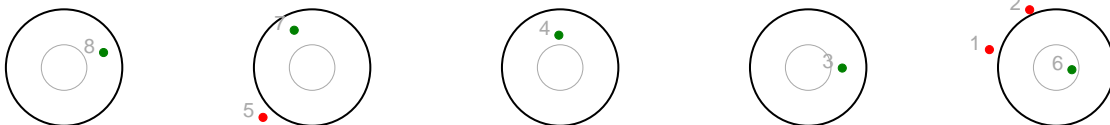
Series: 2 - Standing



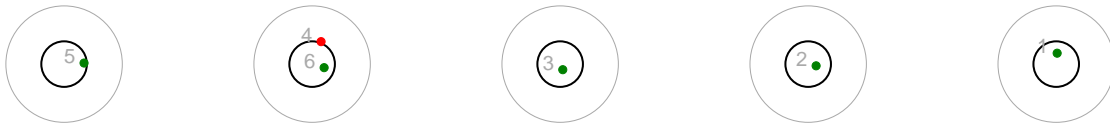
Series: 3 - Prone



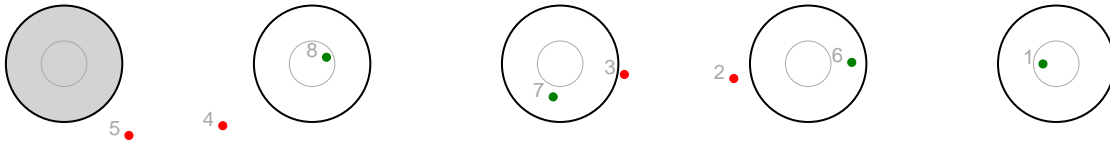
Series: 4 - Standing



Series: 5 - Prone



Series: 6 - Standing



The Biathlon score card presents accurate hit/miss and timing information in the results table. The graphic plot of each series, presents the location of the shots on each of the five targets. Please observe that the accuracy of the plotting has some limitations due to image resolution and/or printer quality. These results are anyway unofficial since only the final output from the timing system can provide complete and correct competition results.



N M mix stafett 2

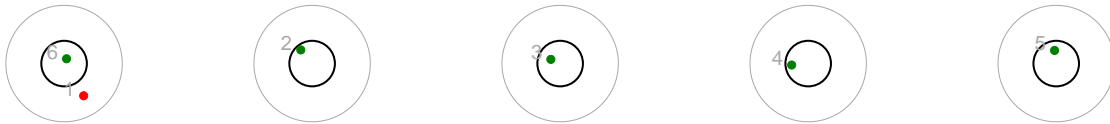
20180311 - Mix relay



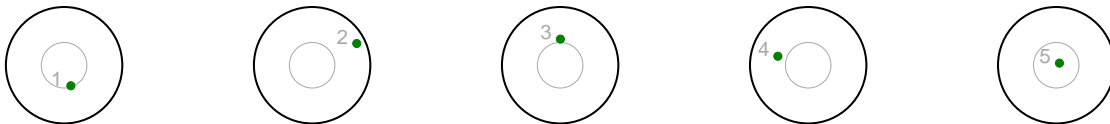
54 Buskerud

P	1S	2S	3S	4S	5S	6S	7S	8S	ShTm	Rnk	Sht.lmg.	P/S	La
0	10:51:02	0:03.7	0:03.5	0:03.5	0:03.4	0:10.4	-:-:-	-:-:-	00:24.5	-	⑥ ② ③ ④ ⑤	P	4
0	10:57:48	0:03.3	0:03.1	0:02.5	0:02.4	-:-:-	-:-:-	-:-:-	00:11.3	-	① ② ③ ④ ⑤	S	1
0	11:10:30	0:02.5	0:02.3	0:02.2	0:02.2	0:07.8	-:-:-	-:-:-	00:17.0	-	⑤ ④ ③ ② ⑥	P	1
1	11:18:05	0:02.3	0:02.2	0:02.4	0:02.6	0:09.2	0:09.7	0:08.1	00:36.5	-	⑤ ⑦ ③ ● ①	S	1
0	11:32:19	0:03.9	0:02.0	0:01.8	0:08.4	0:07.1	-:-:-	-:-:-	00:23.2	-	⑥ ④ ③ ② ①	P	1
0	11:39:49	0:02.2	0:01.9	0:02.7	0:01.6	0:05.9	0:06.4	-:-:-	00:20.7	-	⑤ ④ ⑥ ⑦ ①	S	1
1									02:13.2	-			

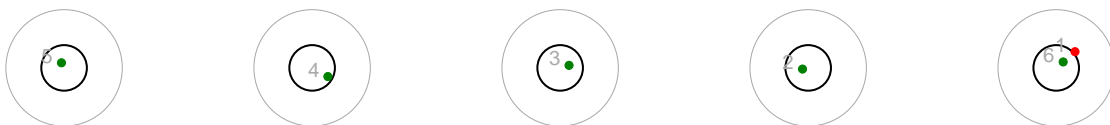
Series: 1 - Prone



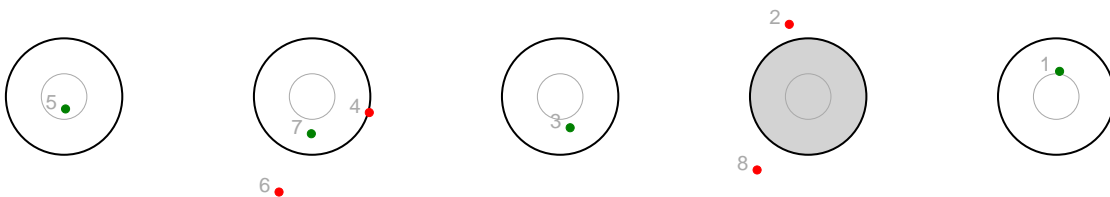
Series: 2 - Standing



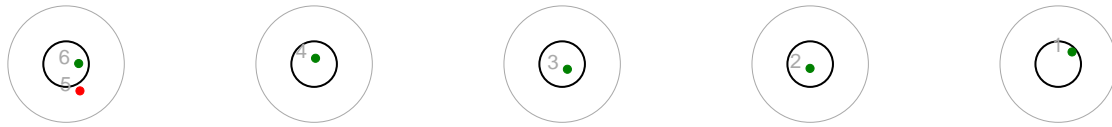
Series: 3 - Prone



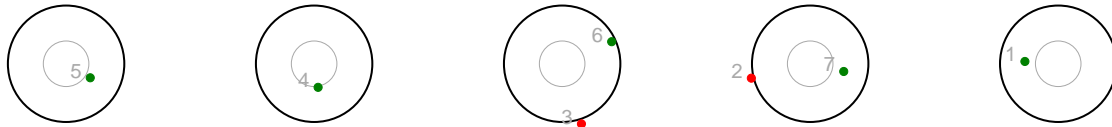
Series: 4 - Standing



Series: 5 - Prone



Series: 6 - Standing



The Biathlon score card presents accurate hit/miss and timing information in the results table. The graphic plot of each series, presents the location of the shots on each of the five targets. Please observe that the accuracy of the plotting has some limitations due to image resolution and/or printer quality. These results are anyway unofficial since only the final output from the timing system can provide complete and correct competition results.



N M mix stafett 2

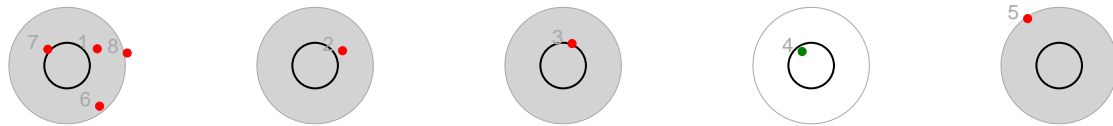
20180311 - Mix relay



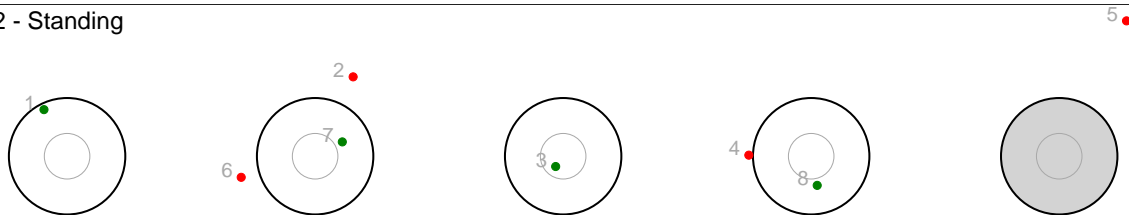
55 Sogn og Fjordane

P	1S	2S	3S	4S	5S	6S	7S	8S	ShTm	Rnk	Sht.lmg.	P/S	La
4	10:51:40	0:03.5	0:08.9	0:07.9	0:03.6	0:09.7	0:07.8	0:06.9	00:48.3	-	● ● ● ④ ●	P	5
1	11:01:42	0:04.1	0:03.9	0:03.4	0:03.7	0:09.0	0:11.9	0:07.8	00:43.8	-	① ⑦ ③ ⑧ ●	S	35
2	11:17:37	0:02.7	0:04.4	0:04.8	0:07.5	0:09.3	0:09.1	0:09.0	00:46.8	-	⑤ ● ● ⑥ ①	P	35
3	11:27:25	0:06.0	0:06.1	0:06.6	0:06.9	0:12.6	0:09.3	0:12.8	01:00.3	-	● ④ ● ● ①	S	35
0	11:45:31	0:03.4	0:02.0	0:02.0	0:02.1	0:08.1	-:--:-	-:--:-	00:17.6	-	① ② ③ ⑥ ⑤	P	34
2	11:54:12	0:02.1	0:02.9	0:03.2	0:05.2	0:11.3	0:10.6	0:09.1	00:44.4	-	● ● ⑦ ⑥ ①	S	34
12									04:21.2	-			

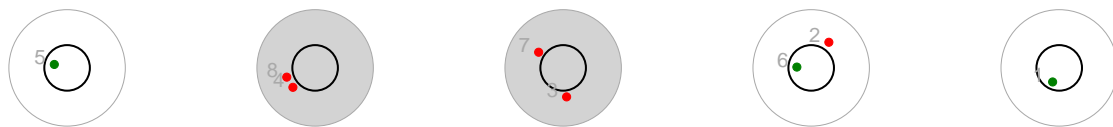
Series: 1 - Prone



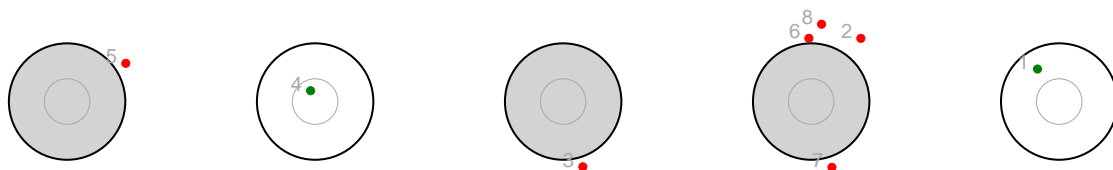
Series: 2 - Standing



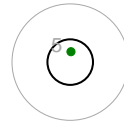
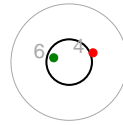
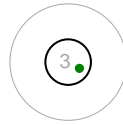
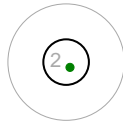
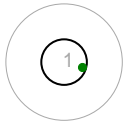
Series: 3 - Prone



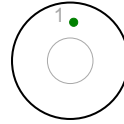
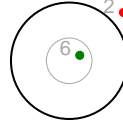
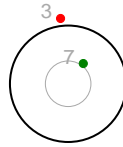
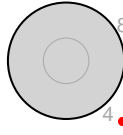
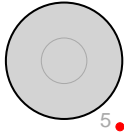
Series: 4 - Standing



Series: 5 - Prone



Series: 6 - Standing



The Biathlon score card presents accurate hit/miss and timing information in the results table. The graphic plot of each series, presents the location of the shots on each of the five targets. Please observe that the accuracy of the plotting has some limitations due to image resolution and/or printer quality. These results are anyway unofficial since only the final output from the timing system can provide complete and correct competition results.



N M mix stafett 2

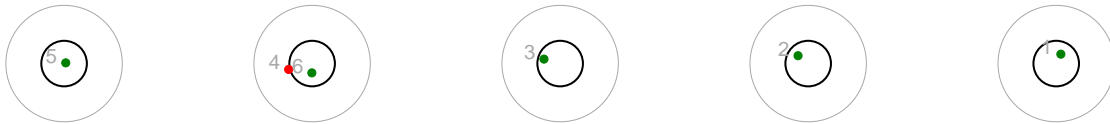
20180311 - Mix relay



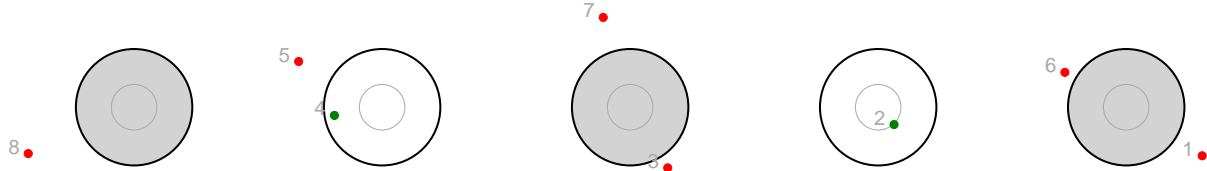
56 Agder

P	1S	2S	3S	4S	5S	6S	7S	8S	ShTm	Rnk	Sht.lmg.	P/S	La
0	10:51:35	0:04.1	0:02.8	0:02.4	0:02.5	0:08.5	-:--	-:--	00:20.3	-	⑤ ⑥ ③ ② ①	P	6
3	10:58:50	0:06.9	0:04.5	0:20.2	0:05.6	0:10.2	0:19.0	0:12.4	01:18.8	-	● ④ ● ② ●	S	17
0	11:15:03	0:04.4	0:02.6	0:03.9	0:03.6	0:07.3	0:09.1	0:09.0	00:39.9	-	⑤ ④ ⑥ ② ⑧	P	25
1	11:23:15	0:02.5	0:02.8	0:02.9	0:02.8	0:06.5	0:08.1	0:07.6	00:33.2	-	● ④ ③ ② ①	S	23
0	11:38:06	0:03.8	0:03.5	0:03.3	0:03.1	0:09.6	-:--	-:--	00:23.3	-	⑤ ④ ③ ⑥ ①	P	20
1	11:46:04	0:02.5	0:01.8	0:01.8	0:02.0	0:08.3	0:25.5	-:--	00:41.9	-	● ④ ⑥ ② ①	S	19
5									03:57.4	-			

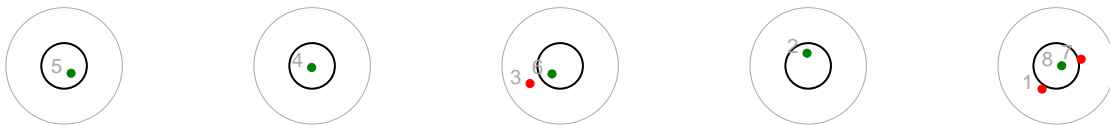
Series: 1 - Prone



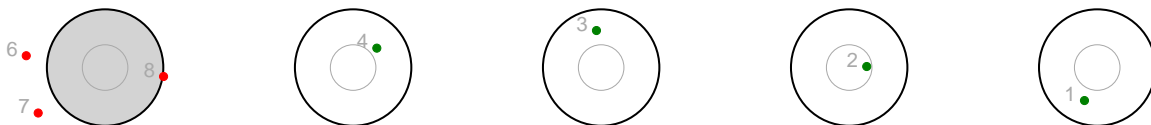
Series: 2 - Standing



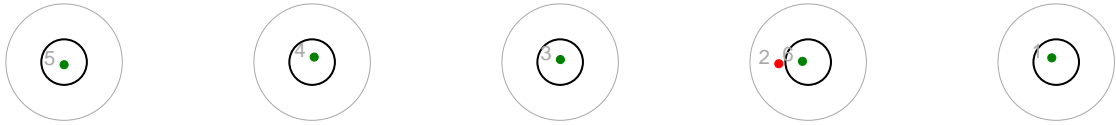
Series: 3 - Prone



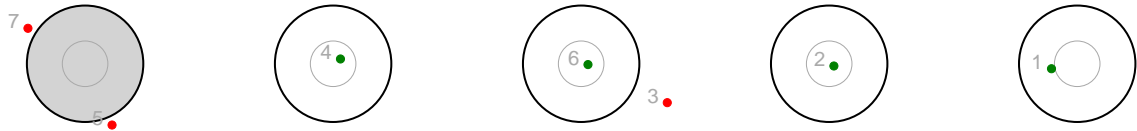
Series: 4 - Standing



Series: 5 - Prone



Series: 6 - Standing



The Biathlon score card presents accurate hit/miss and timing information in the results table. The graphic plot of each series, presents the location of the shots on each of the five targets. Please observe that the accuracy of the plotting has some limitations due to image resolution and/or printer quality. These results are anyway unofficial since only the final output from the timing system can provide complete and correct competition results.



N M mix stafett 2

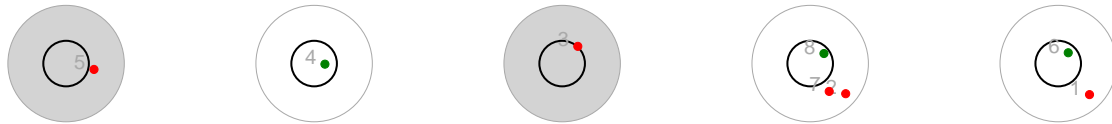
20180311 - Mix relay



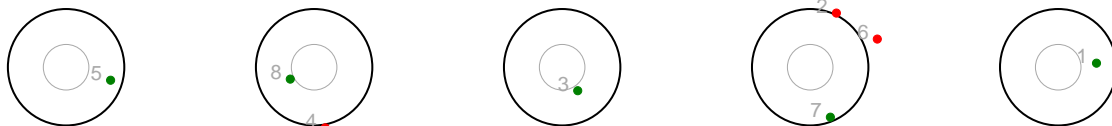
57 Troms

P	1S	2S	3S	4S	5S	6S	7S	8S	ShTm	Rnk	Sht.lmg.	P/S	La
2	10:52:01	0:04.9	0:08.5	0:06.8	0:04.1	0:11.8	0:09.7	0:11.0	00:56.8	-	● ④ ● ⑧ ⑥	P	7
0	11:01:30	0:05.9	0:05.4	0:04.7	0:04.7	0:12.8	0:13.1	0:10.7	00:57.3	-	⑤ ⑧ ③ ⑦ ①	S	34
0	11:16:26	0:04.3	0:03.0	0:03.3	0:06.2	0:07.7	0:09.7	0:08.2	00:42.4	-	⑤ ⑧ ⑦ ② ①	P	32
0	11:24:38	0:11.6	0:04.8	0:04.6	0:03.7	-:--:-	-:--:-	-:--:-	00:24.7	-	⑤ ④ ③ ② ①	S	29
0	11:38:48	0:02.5	0:02.7	0:02.5	0:02.6	0:09.8	0:07.7	-:--:-	00:27.8	-	⑤ ⑦ ③ ⑥ ①	P	24
1	11:46:52	0:02.2	0:02.3	0:02.0	0:02.0	0:11.1	0:13.1	0:10.9	00:43.6	-	● ④ ③ ⑦ ①	S	23
3									04:12.6	-			

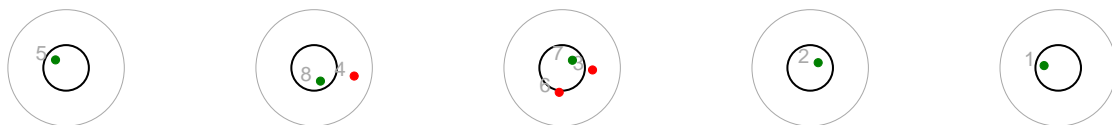
Series: 1 - Prone



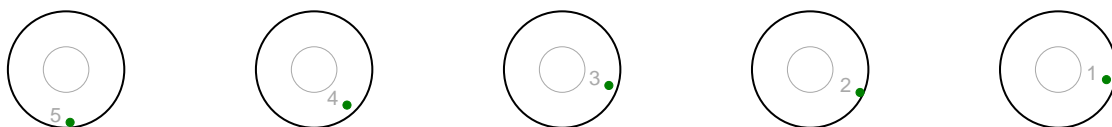
Series: 2 - Standing



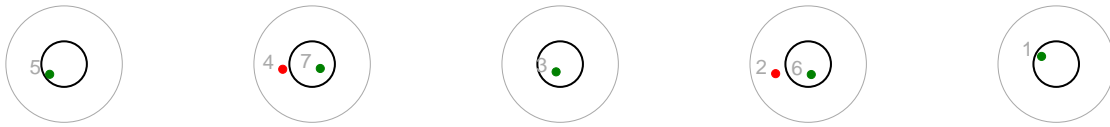
Series: 3 - Prone



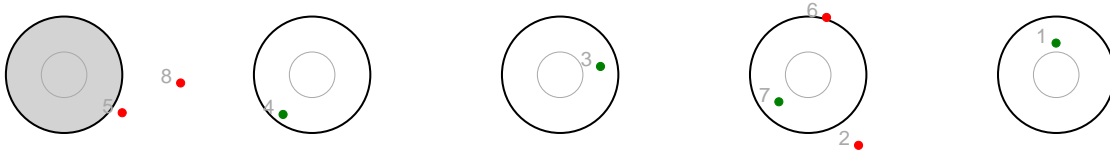
Series: 4 - Standing



Series: 5 - Prone



Series: 6 - Standing



The Biathlon score card presents accurate hit/miss and timing information in the results table. The graphic plot of each series, presents the location of the shots on each of the five targets. Please observe that the accuracy of the plotting has some limitations due to image resolution and/or printer quality. These results are anyway unofficial since only the final output from the timing system can provide complete and correct competition results.



N M mix stafett 2

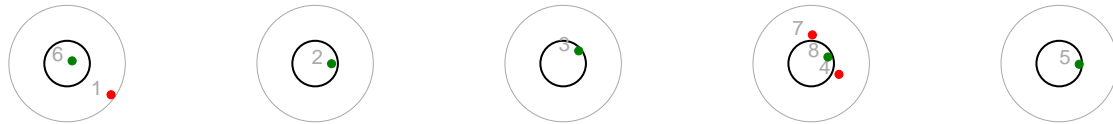
20180311 - Mix relay



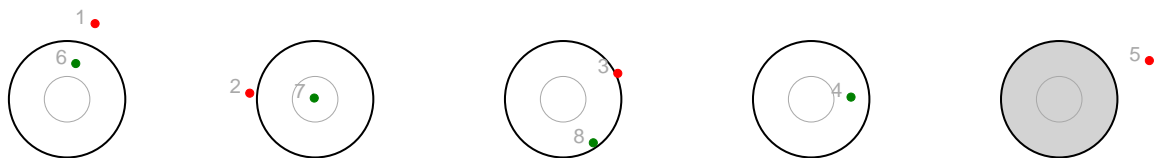
58 Oppland

P	1S	2S	3S	4S	5S	6S	7S	8S	ShTm	Rnk	Sht.img.	P/S	La
0	10:51:04	0:04.7	0:05.0	0:04.6	0:04.8	0:10.2	0:09.2	0:10.6	00:49.1	-	⑥ ② ③ ⑧ ⑤	P	8
1	10:58:12	0:05.9	0:06.7	0:04.5	0:05.8	0:17.0	0:09.2	0:08.8	00:57.9	-	⑥ ⑦ ⑧ ④ ●	S	6
0	11:12:26	0:03.5	0:03.3	0:03.0	0:03.2	0:07.4	0:07.7	-:--:-	00:28.1	-	① ② ⑦ ④ ⑤	P	6
0	11:20:30	0:02.0	0:01.9	0:01.2	0:01.5	-:--:-	-:--:-	-:--:-	00:06.6	-	⑤ ④ ③ ② ①	S	5
0	11:33:52	0:03.3	0:04.2	0:06.0	0:04.0	0:09.4	0:10.4	-:--:-	00:37.3	-	① ⑥ ⑦ ④ ⑤	P	5
1	11:41:43	0:04.5	0:02.7	0:02.8	0:03.4	0:09.7	0:09.0	0:11.5	00:43.6	-	⑦ ② ● ④ ⑤	S	6
2									03:42.6	-			

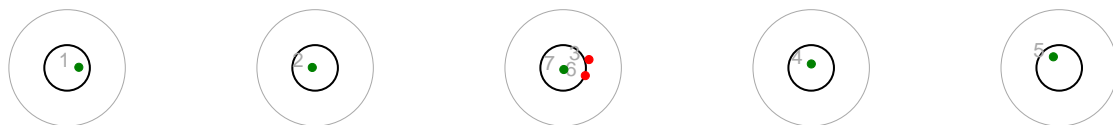
Series: 1 - Prone



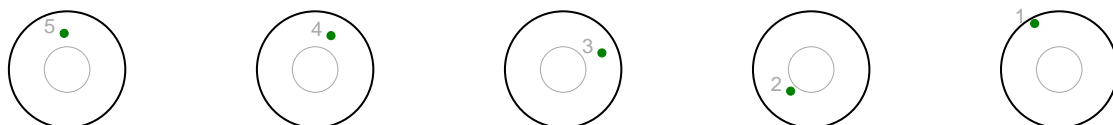
Series: 2 - Standing



Series: 3 - Prone



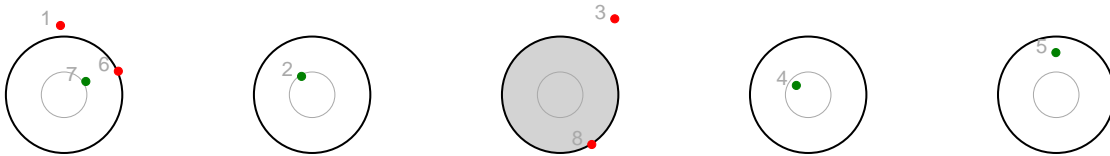
Series: 4 - Standing



Series: 5 - Prone



Series: 6 - Standing



The Biathlon score card presents accurate hit/miss and timing information in the results table. The graphic plot of each series, presents the location of the shots on each of the five targets. Please observe that the accuracy of the plotting has some limitations due to image resolution and/or printer quality. These results are anyway unofficial since only the final output from the timing system can provide complete and correct competition results.



N M mix stafett 2

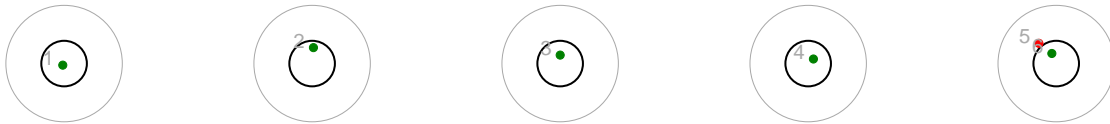
20180311 - Mix relay



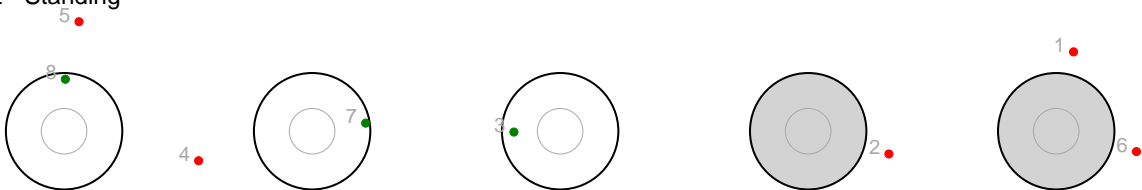
59 Hordaland

P	1S	2S	3S	4S	5S	6S	7S	8S	ShTm	Rnk	Sht.lmg.	P/S	La
0	10:51:28	0:04.9	0:04.4	0:04.4	0:04.2	0:11.9	-:--:-	-:--:-	00:29.8	-	① ② ③ ④ ⑥	P	9
2	10:58:52	0:04.9	0:08.0	0:11.9	0:03.5	0:10.7	0:08.6	0:09.9	00:57.5	-	⑧ ⑦ ③ ● ●	S	15
2	11:13:43	0:04.1	0:06.5	0:02.5	0:02.7	0:14.7	0:10.3	0:10.8	00:51.6	-	● ④ ③ ● ①	P	11
1	11:22:46	0:04.8	0:02.7	0:07.5	0:05.9	0:11.5	0:14.5	0:12.5	00:59.4	-	● ④ ⑦ ⑥ ①	S	16
0	11:37:35	0:03.4	0:03.6	0:03.7	0:03.7	-:--:-	-:--:-	-:--:-	00:14.4	-	⑤ ④ ③ ② ①	P	14
1	11:45:14	0:05.9	0:14.0	0:06.6	0:04.5	0:10.2	0:07.2	0:06.9	00:55.3	-	● ⑧ ③ ⑦ ⑥	S	15
6									04:28.0	-			

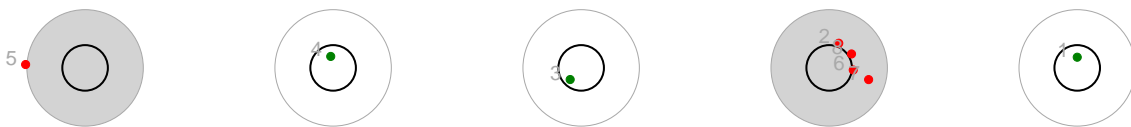
Series: 1 - Prone



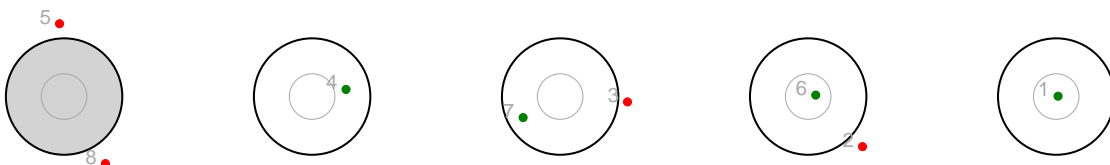
Series: 2 - Standing



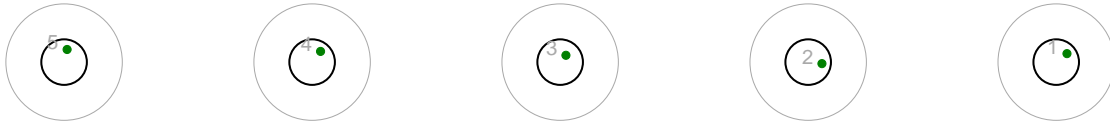
Series: 3 - Prone



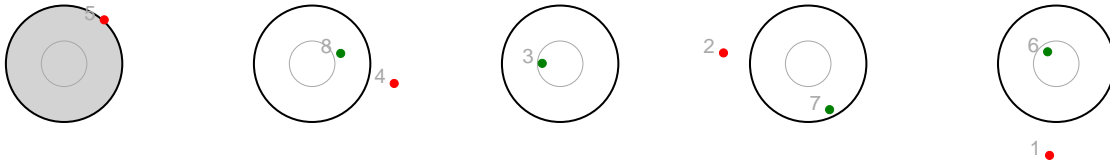
Series: 4 - Standing



Series: 5 - Prone



Series: 6 - Standing



The Biathlon score card presents accurate hit/miss and timing information in the results table. The graphic plot of each series, presents the location of the shots on each of the five targets. Please observe that the accuracy of the plotting has some limitations due to image resolution and/or printer quality. These results are anyway unofficial since only the final output from the timing system can provide complete and correct competition results.



N M mix stafett 2

20180311 - Mix relay



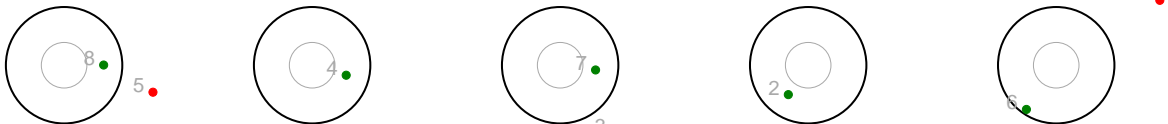
60 Rogaland

P	1S	2S	3S	4S	5S	6S	7S	8S	ShTm	Rnk	Sht.lmg.	P/S	La
1	10:50:57	0:04.6	0:04.6	0:04.0	0:04.3	0:07.5	0:07.5	0:07.3	00:39.8	-	⑤ ④ ③ ● ⑦	P	10
0	10:58:36	0:03.0	0:03.0	0:04.0	0:02.9	0:07.9	0:08.4	0:10.1	00:39.3	-	⑧ ④ ⑦ ② ⑥	S	11
0	11:12:27	0:02.6	0:02.3	0:01.9	0:03.6	0:08.5	-:-:-	-:-:-	00:18.9	-	⑤ ⑥ ③ ② ①	P	7
1	11:20:30	0:02.2	0:01.8	0:03.4	0:02.9	0:09.0	0:10.5	0:09.8	00:39.6	-	④ ⑤ ● ② ①	S	6
0	11:35:53	0:03.2	0:03.1	0:03.3	0:02.9	0:07.3	0:10.5	-:-:-	00:30.3	-	⑦ ④ ③ ② ⑥	P	8
0	11:43:56	0:02.5	0:02.7	0:02.3	0:01.9	0:07.5	0:07.7	0:20.5	00:45.1	-	⑤ ④ ③ ⑦ ⑧	S	8
2									03:33.0	-			

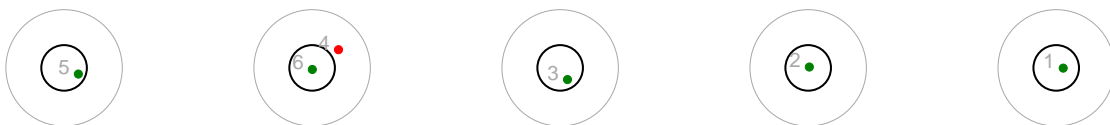
Series: 1 - Prone



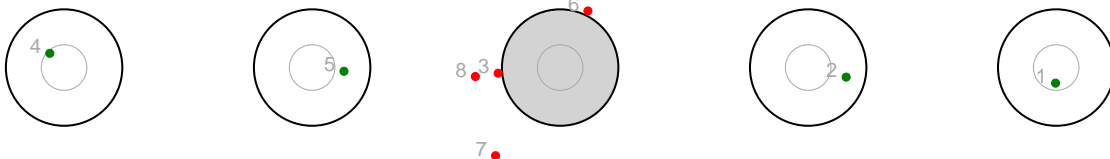
Series: 2 - Standing



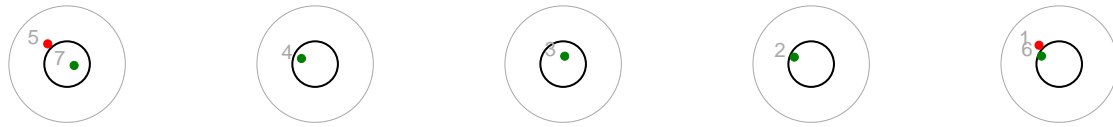
Series: 3 - Prone



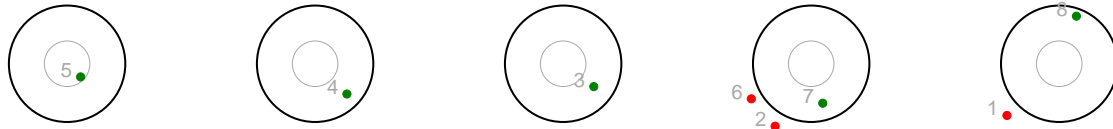
Series: 4 - Standing



Series: 5 - Prone



Series: 6 - Standing



The Biathlon score card presents accurate hit/miss and timing information in the results table. The graphic plot of each series, presents the location of the shots on each of the five targets. Please observe that the accuracy of the plotting has some limitations due to image resolution and/or printer quality. These results are anyway unofficial since only the final output from the timing system can provide complete and correct competition results.



N M mix stafett 2

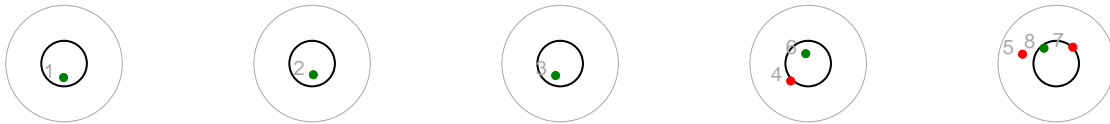
20180311 - Mix relay



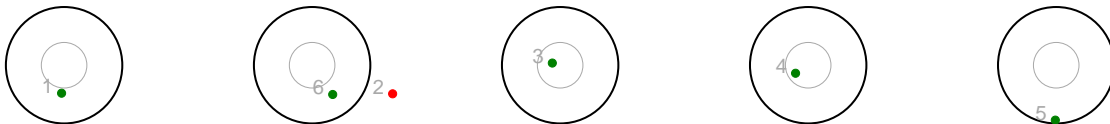
61 Hedmark

P	1S	2S	3S	4S	5S	6S	7S	8S	ShTm	Rnk	Sht.img.	P/S	La
0	10:51:14	0:03.8	0:03.5	0:03.3	0:03.6	0:13.4	0:08.5	0:08.3	00:44.4	-	① ② ③ ⑥ ⑧	P	11
0	10:58:44	0:04.3	0:03.1	0:03.3	0:03.3	0:09.3	-:--:-	-:--:-	00:23.3	-	① ⑥ ③ ④ ⑤	S	12
0	11:12:27	0:04.1	0:07.4	0:02.6	0:02.4	0:12.8	0:09.5	0:10.9	00:49.7	-	⑤ ④ ③ ⑧ ⑥	P	8
0	11:20:57	0:03.4	0:02.2	0:01.9	0:02.4	0:07.6	-:--:-	-:--:-	00:17.5	-	⑤ ⑥ ③ ② ①	S	7
1	11:35:27	0:02.5	0:02.3	0:02.5	0:10.7	0:09.1	0:07.6	0:09.2	00:43.9	-	① ② ⑥ ● ⑧	P	6
1	11:44:33	0:04.1	0:02.8	0:04.9	0:08.3	0:09.3	0:16.5	0:12.0	00:57.9	-	⑤ ⑦ ● ② ①	S	12
2									03:56.7	-			

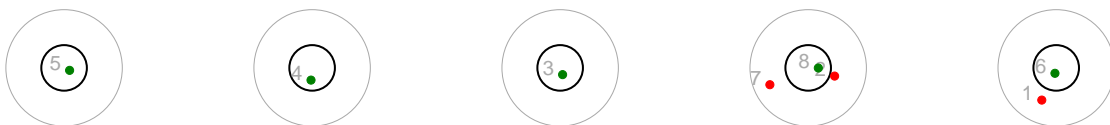
Series: 1 - Prone



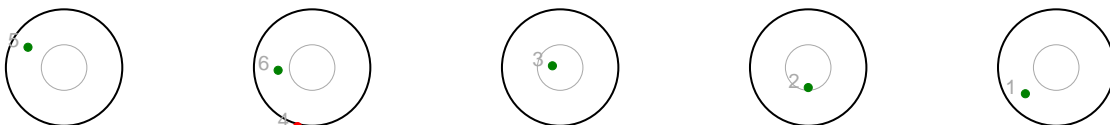
Series: 2 - Standing



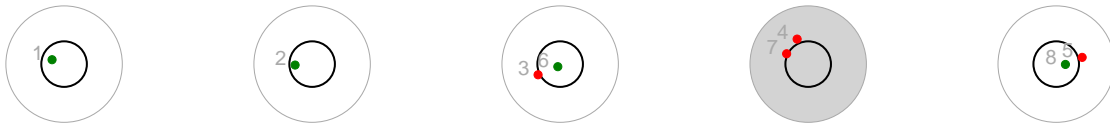
Series: 3 - Prone



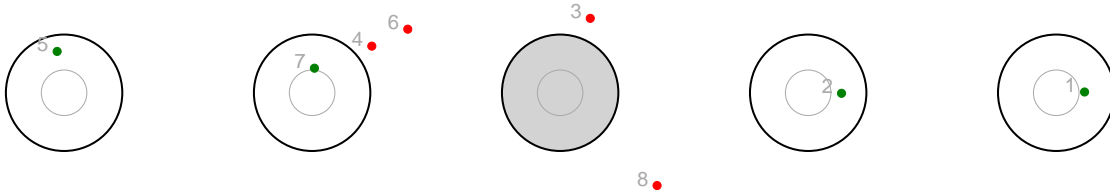
Series: 4 - Standing



Series: 5 - Prone



Series: 6 - Standing



The Biathlon score card presents accurate hit/miss and timing information in the results table. The graphic plot of each series, presents the location of the shots on each of the five targets. Please observe that the accuracy of the plotting has some limitations due to image resolution and/or printer quality. These results are anyway unofficial since only the final output from the timing system can provide complete and correct competition results.



N M mix stafett 2

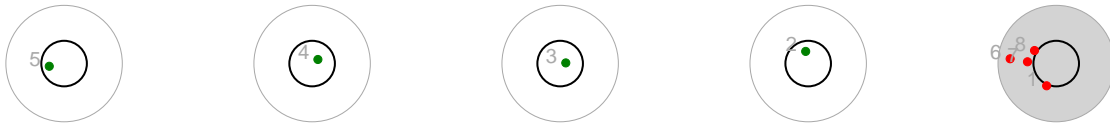
20180311 - Mix relay



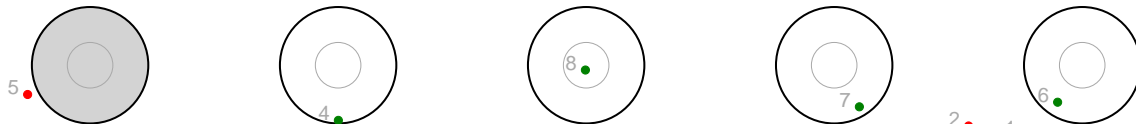
62 Nord-Trøndelag

P	1S	2S	3S	4S	5S	6S	7S	8S	ShTm	Rnk	Sht.Img.	P/S	La
1	10:51:00	0:05.2	0:04.0	0:03.5	0:03.9	0:10.0	0:12.0	0:11.2	00:49.8	-	⑤ ④ ③ ② ●	P	12
1	10:58:55	0:21.5	0:09.9	0:07.4	0:13.4	0:11.7	0:11.0	0:13.8	01:28.7	-	● ④ ⑧ ⑦ ⑥	S	20
0	11:13:42	0:03.2	0:03.0	0:02.8	0:02.9	0:10.7	-:--:-	-:--:-	00:22.6	-	⑥ ② ③ ④ ⑤	P	13
0	11:21:20	0:02.9	0:02.4	0:01.9	0:02.5	0:10.3	0:08.2	0:10.1	00:38.3	-	⑧ ④ ③ ⑦ ⑥	S	10
0	11:35:34	0:04.7	0:05.3	0:05.6	0:05.5	0:13.7	-:--:-	-:--:-	00:34.8	-	⑤ ④ ③ ⑥ ①	P	7
4	11:43:30	0:04.2	0:03.3	0:03.4	0:03.4	0:15.5	0:11.3	0:10.4	00:51.5	-	● ● ③ ● ●	S	7
6									04:45.7	-			

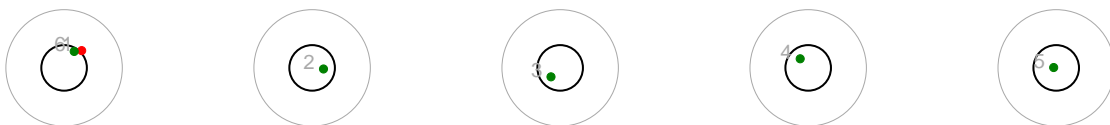
Series: 1 - Prone



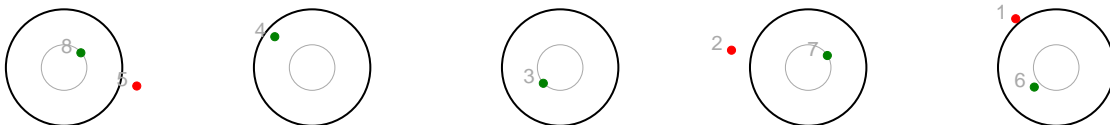
Series: 2 - Standing



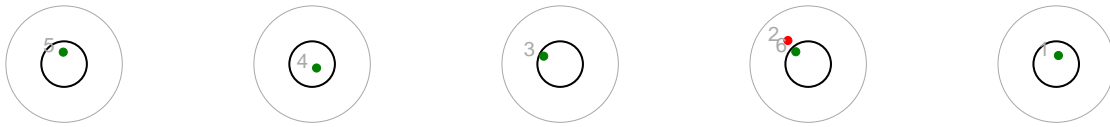
Series: 3 - Prone



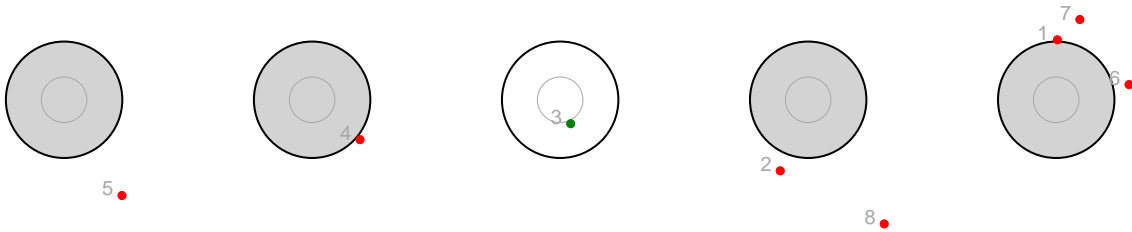
Series: 4 - Standing



Series: 5 - Prone



Series: 6 - Standing



The Biathlon score card presents accurate hit/miss and timing information in the results table. The graphic plot of each series, presents the location of the shots on each of the five targets. Please observe that the accuracy of the plotting has some limitations due to image resolution and/or printer quality. These results are anyway unofficial since only the final output from the timing system can provide complete and correct competition results.



N M mix stafett 2

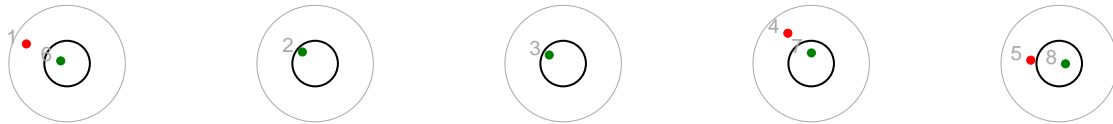
20180311 - Mix relay



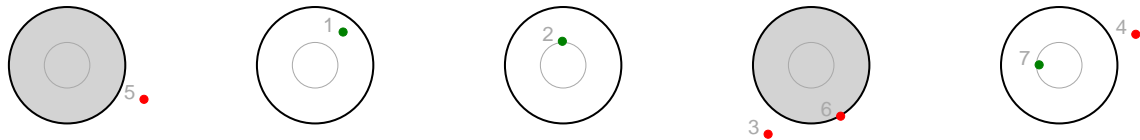
63 Telemark og Vestfold

P	1S	2S	3S	4S	5S	6S	7S	8S	ShTm	Rnk	Sht.img.	P/S	La
0	10:51:30	0:06.1	0:04.4	0:04.1	0:08.2	0:13.6	0:10.5	0:12.8	00:59.7	-	⑥ ② ③ ⑦ ⑧	P	13
2	10:59:40	0:04.0	0:03.9	0:05.0	0:10.4	0:09.9	0:11.5	-:--:-	00:44.7	-	● ① ② ● ⑦	S	24
0	11:14:55	0:05.9	0:04.1	0:03.9	0:04.5	0:08.9	0:11.7	-:--:-	00:39.0	-	⑤ ④ ③ ② ⑦	P	23
1	11:23:01	0:04.4	0:04.0	0:04.7	0:02.3	0:08.6	0:08.8	0:10.1	00:42.9	-	⑤ ④ ● ② ①	S	18
0	11:37:53	0:09.7	0:04.0	0:05.0	0:04.0	0:10.2	0:08.7	0:08.8	00:50.4	-	⑤ ④ ⑧ ② ⑥	P	17
2	11:46:23	0:13.5	0:04.1	0:03.7	0:05.2	0:07.7	0:08.2	0:10.8	00:53.2	-	⑤ ⑧ ③ ● ●	S	22
5									04:49.9	-			

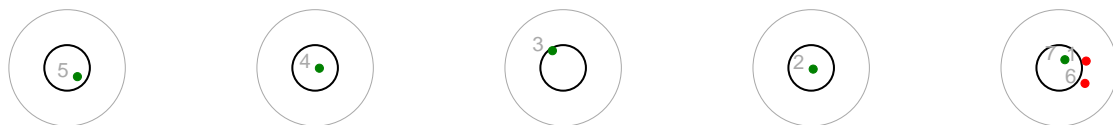
Series: 1 - Prone



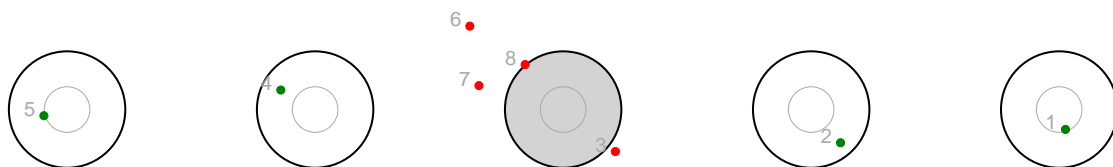
Series: 2 - Standing



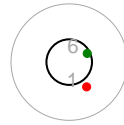
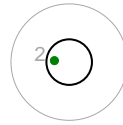
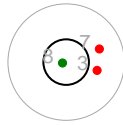
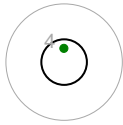
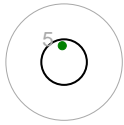
Series: 3 - Prone



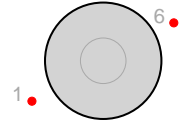
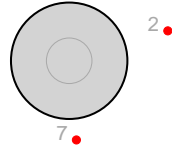
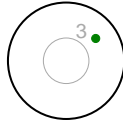
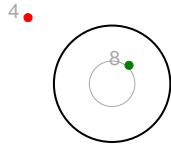
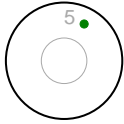
Series: 4 - Standing



Series: 5 - Prone



Series: 6 - Standing



The Biathlon score card presents accurate hit/miss and timing information in the results table. The graphic plot of each series, presents the location of the shots on each of the five targets. Please observe that the accuracy of the plotting has some limitations due to image resolution and/or printer quality. These results are anyway unofficial since only the final output from the timing system can provide complete and correct competition results.



N M mix stafett 2

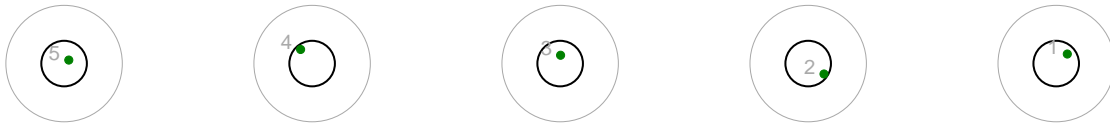
20180311 - Mix relay



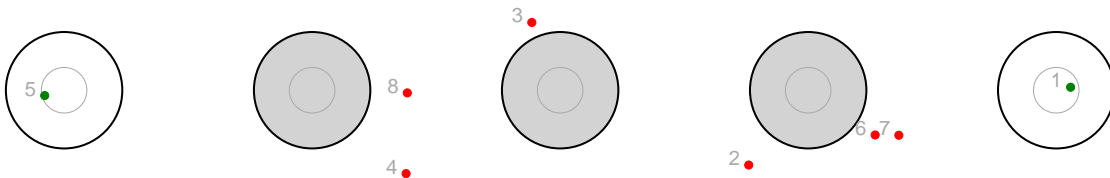
64 Nordland

P	1S	2S	3S	4S	5S	6S	7S	8S	ShTm	Rnk	Sht.lmg.	P/S	La
0	10:51:00	0:03.6	0:03.2	0:03.5	0:03.5	-:--	-:--	-:--	00:13.8	-	⑤ ④ ③ ② ①	P	14
3	10:57:56	0:03.8	0:03.9	0:04.0	0:02.7	0:11.8	0:10.4	0:11.8	00:48.4	-	⑤ ● ● ● ①	S	3
0	11:13:27	0:04.2	0:04.2	0:03.9	0:04.2	0:11.9	0:10.0	-:--	00:38.4	-	⑤ ⑥ ③ ② ⑦	P	10
0	11:21:49	0:04.8	0:04.5	0:04.8	0:05.8	0:09.4	0:10.0	-:--	00:39.3	-	⑤ ④ ⑦ ② ①	S	12
0	11:36:22	0:03.5	0:02.7	0:03.0	0:16.2	0:09.9	-:--	-:--	00:35.3	-	⑤ ④ ③ ⑥ ①	P	12
2	11:44:20	0:02.9	0:02.1	0:04.2	0:02.3	0:07.0	0:07.6	0:07.5	00:33.6	-	⑤ ④ ● ● ⑥	S	11
5									03:28.8	-			

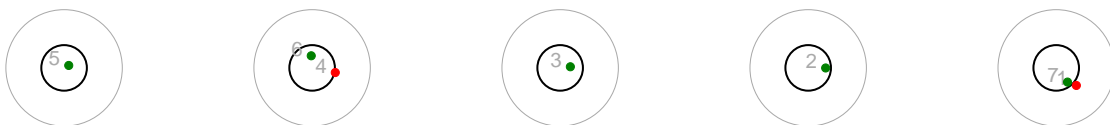
Series: 1 - Prone



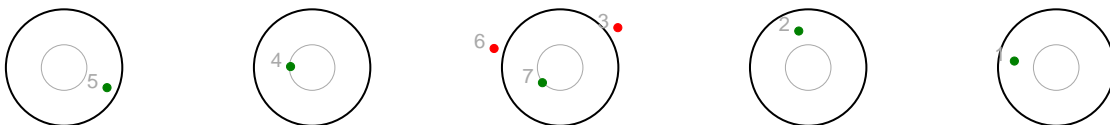
Series: 2 - Standing



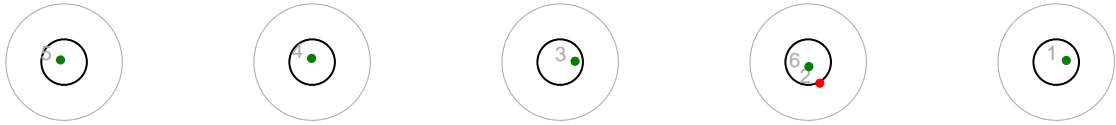
Series: 3 - Prone



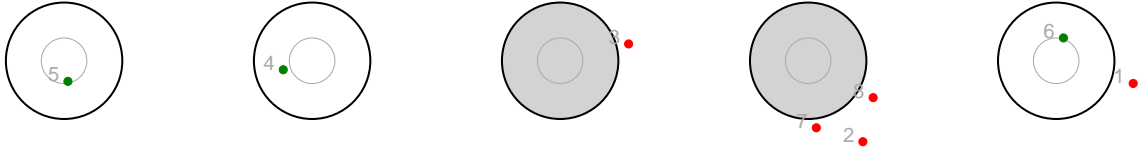
Series: 4 - Standing



Series: 5 - Prone



Series: 6 - Standing



The Biathlon score card presents accurate hit/miss and timing information in the results table. The graphic plot of each series, presents the location of the shots on each of the five targets. Please observe that the accuracy of the plotting has some limitations due to image resolution and/or printer quality. These results are anyway unofficial since only the final output from the timing system can provide complete and correct competition results.



N M mix stafett 2

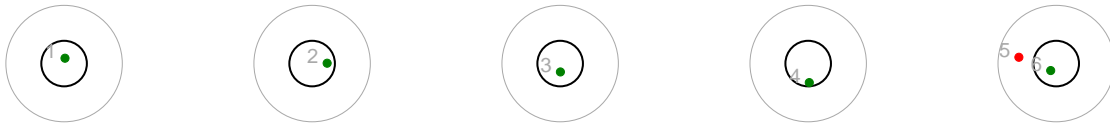
20180311 - Mix relay



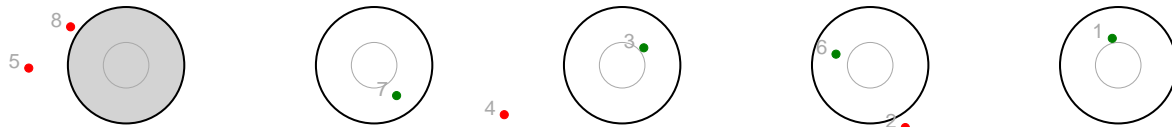
65 Nord-Østerdal

P	1S	2S	3S	4S	5S	6S	7S	8S	ShTm	Rnk	Sht.img.	P/S	La
0	10:51:11	0:05.1	0:04.8	0:04.3	0:05.1	0:11.2	-:--:-	-:--:-	00:30.5	-	① ② ③ ④ ⑥	P	15
1	10:58:19	0:06.0	0:04.2	0:06.6	0:05.8	0:10.5	0:07.6	0:07.2	00:47.9	-	● ⑦ ③ ⑥ ①	S	7
0	11:12:15	0:04.3	0:09.8	0:03.1	0:03.5	0:09.1	0:07.0	0:08.4	00:45.2	-	⑤ ④ ③ ⑥ ⑧	P	5
0	11:20:14	0:02.6	0:02.2	0:02.0	0:01.9	-:--:-	-:--:-	-:--:-	00:08.7	-	⑤ ④ ③ ② ①	S	4
1	11:33:08	0:04.8	0:05.3	0:05.1	0:03.8	0:08.1	0:10.1	0:10.8	00:48.0	-	⑧ ● ③ ② ①	P	2
0	11:41:29	0:06.3	0:02.5	0:02.1	0:02.0	-:--:-	-:--:-	-:--:-	00:12.9	-	⑤ ④ ③ ② ①	S	3
2									03:13.2	-			

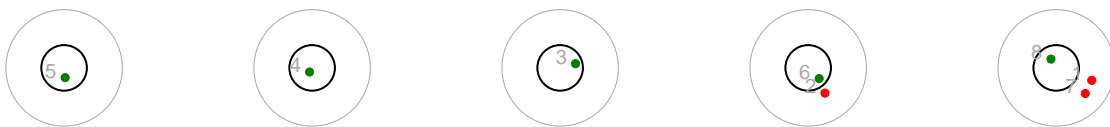
Series: 1 - Prone



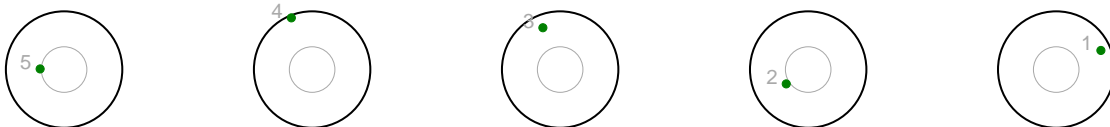
Series: 2 - Standing



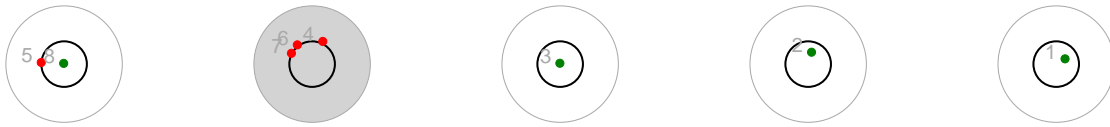
Series: 3 - Prone



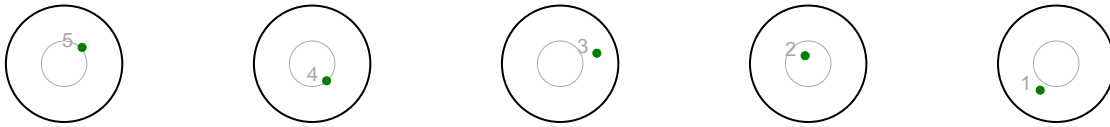
Series: 4 - Standing



Series: 5 - Prone



Series: 6 - Standing



The Biathlon score card presents accurate hit/miss and timing information in the results table. The graphic plot of each series, presents the location of the shots on each of the five targets. Please observe that the accuracy of the plotting has some limitations due to image resolution and/or printer quality. These results are anyway unofficial since only the final output from the timing system can provide complete and correct competition results.



N M mix stafett 2

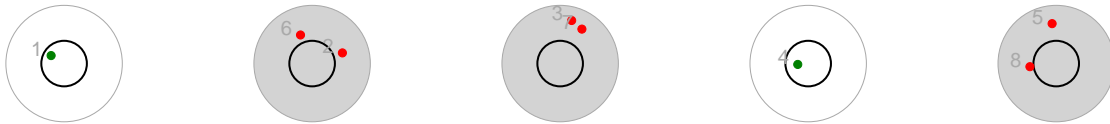
20180311 - Mix relay



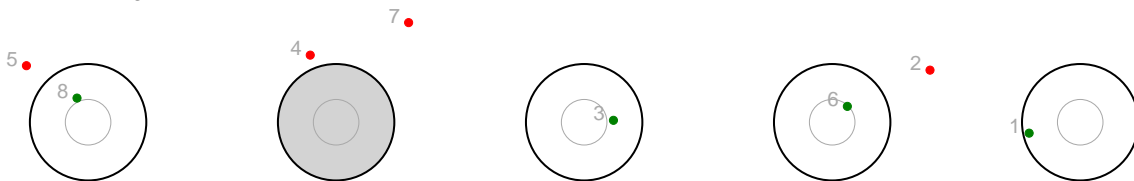
66 Sør-Trøndelag

P	1S	2S	3S	4S	5S	6S	7S	8S	ShTm	Rnk	Sht.lmg.	P/S	La
3	10:51:16	0:03.4	0:03.3	0:03.4	0:03.4	0:09.1	0:08.0	0:09.1	00:39.7	-	① ● ● ④ ●	P	16
1	11:00:17	0:03.2	0:03.5	0:03.6	0:03.8	0:10.8	0:11.5	0:11.3	00:47.7	-	⑧ ● ③ ⑥ ①	S	32
0	11:14:39	0:03.9	0:03.5	0:03.3	0:03.0	0:06.7	-:--:-	-:--:-	00:20.4	-	① ⑥ ③ ④ ⑤	P	21
0	11:22:25	0:02.8	0:04.7	0:02.3	0:03.4	0:08.1	0:05.8	0:06.4	00:33.5	-	① ⑥ ⑦ ④ ⑧	S	14
0	11:37:02	0:07.9	0:04.6	0:04.0	0:03.9	0:09.2	-:--:-	-:--:-	00:29.6	-	⑤ ④ ③ ② ⑥	P	13
1	11:44:53	0:04.1	0:03.6	0:02.9	0:03.3	0:08.7	0:08.0	0:09.5	00:40.1	-	● ④ ⑦ ② ⑥	S	14
5									03:31.0	-			

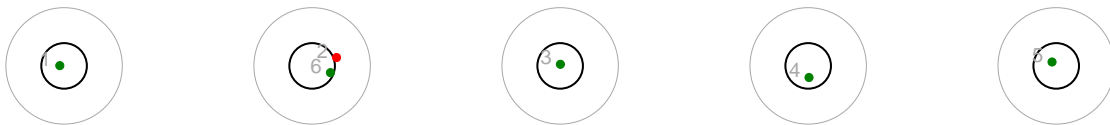
Series: 1 - Prone



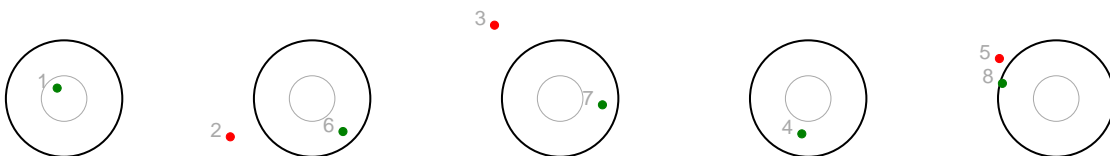
Series: 2 - Standing



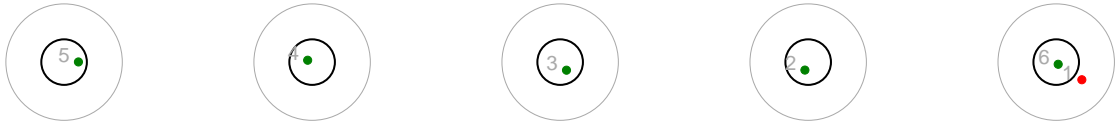
Series: 3 - Prone



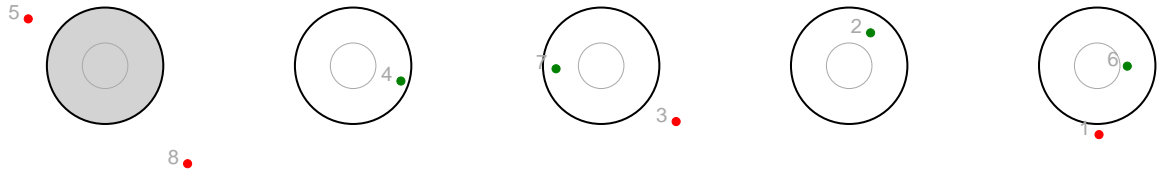
Series: 4 - Standing



Series: 5 - Prone



Series: 6 - Standing



The Biathlon score card presents accurate hit/miss and timing information in the results table. The graphic plot of each series, presents the location of the shots on each of the five targets. Please observe that the accuracy of the plotting has some limitations due to image resolution and/or printer quality. These results are anyway unofficial since only the final output from the timing system can provide complete and correct competition results.



N M mix stafett 2

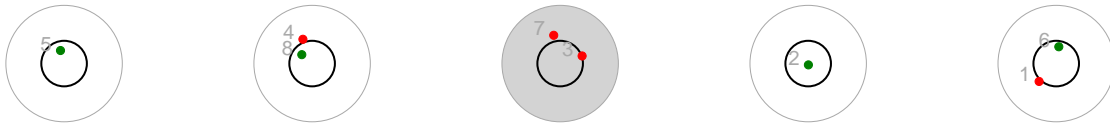
20180311 - Mix relay



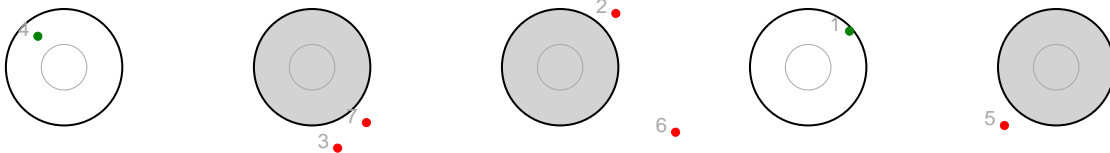
67 Oslo og Akershus

P	1S	2S	3S	4S	5S	6S	7S	8S	ShTm	Rnk	Sht.Img.	P/S	La
1	10:50:58	0:08.7	0:02.6	0:05.2	0:03.0	0:09.6	0:11.0	0:09.1	00:49.2	-	⑤ ⑧ ● ② ⑥	P	17
3	10:58:50	0:02.9	0:03.0	0:03.5	0:16.2	0:12.6	0:13.2	-:--:-	00:51.4	-	④ ● ● ① ●	S	13
0	11:14:42	0:03.1	0:02.5	0:02.5	0:03.4	0:07.9	0:11.5	0:10.5	00:41.4	-	⑦ ② ③ ⑧ ⑤	P	20
2	11:23:06	0:02.3	0:02.1	0:02.9	0:03.2	0:09.2	0:14.9	0:12.2	00:46.8	-	① ② ● ● ⑤	S	22
0	11:38:38	0:02.8	0:02.5	0:02.2	0:02.4	-:--:-	-:--:-	-:--:-	00:09.9	-	⑤ ④ ③ ② ①	P	23
1	11:46:12	0:04.4	0:02.5	0:02.0	0:02.0	0:11.0	0:07.9	0:06.6	00:36.4	-	⑧ ⑦ ③ ● ①	S	21
7									03:55.1	-			

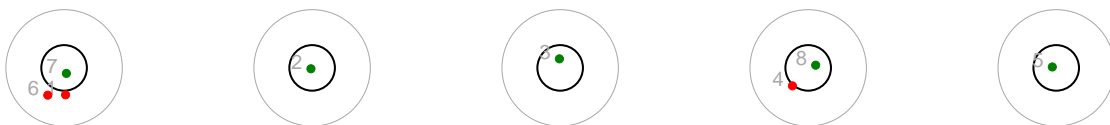
Series: 1 - Prone



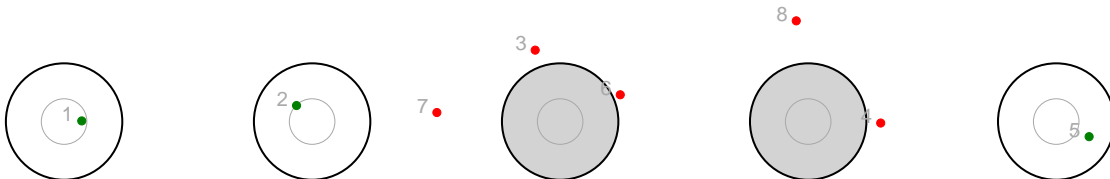
Series: 2 - Standing



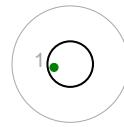
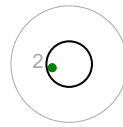
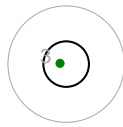
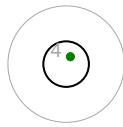
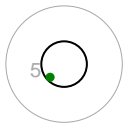
Series: 3 - Prone



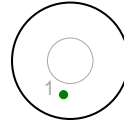
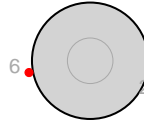
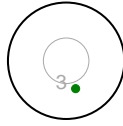
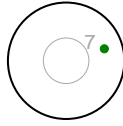
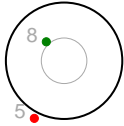
Series: 4 - Standing



Series: 5 - Prone



Series: 6 - Standing



The Biathlon score card presents accurate hit/miss and timing information in the results table. The graphic plot of each series, presents the location of the shots on each of the five targets. Please observe that the accuracy of the plotting has some limitations due to image resolution and/or printer quality. These results are anyway unofficial since only the final output from the timing system can provide complete and correct competition results.



N M mix stafett 2

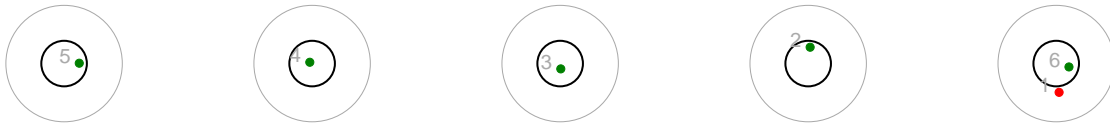
20180311 - Mix relay



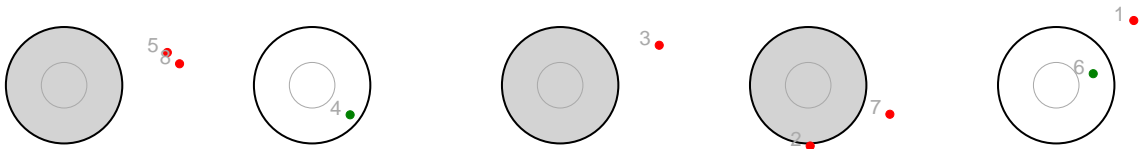
68 Buskerud

P	1S	2S	3S	4S	5S	6S	7S	8S	ShTm	Rnk	Sht.lmg.	P/S	La
0	10:51:08	0:05.3	0:04.5	0:03.3	0:03.0	0:23.6	-:--:-	-:--:-	00:39.7	-	⑤ ④ ③ ② ⑥	P	18
3	10:58:34	0:05.1	0:02.8	0:03.1	0:03.0	0:10.7	0:08.3	0:11.5	00:44.5	-	● ④ ● ● ⑥	S	10
0	11:13:55	0:04.6	0:04.2	0:05.4	0:04.9	0:13.1	0:15.1	-:--:-	00:47.3	-	⑦ ② ③ ④ ⑤	P	16
0	11:22:31	0:07.4	0:02.8	0:03.6	0:03.2	0:10.5	0:11.0	0:11.9	00:50.4	-	① ⑥ ③ ⑧ ⑤	S	15
0	11:37:40	0:02.8	0:02.6	0:02.6	0:02.6	0:07.3	-:--:-	-:--:-	00:17.9	-	⑥ ② ③ ④ ⑤	P	15
0	11:45:30	0:02.6	0:04.7	0:02.2	0:02.6	0:11.0	0:07.9	-:--:-	00:31.0	-	⑥ ② ⑦ ④ ⑤	S	16
3									03:50.8	-			

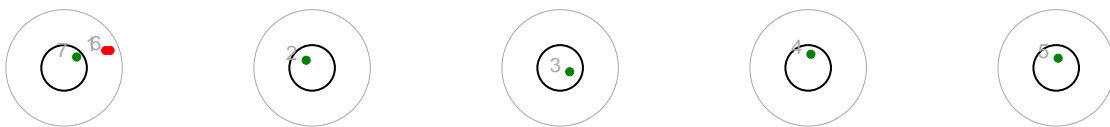
Series: 1 - Prone



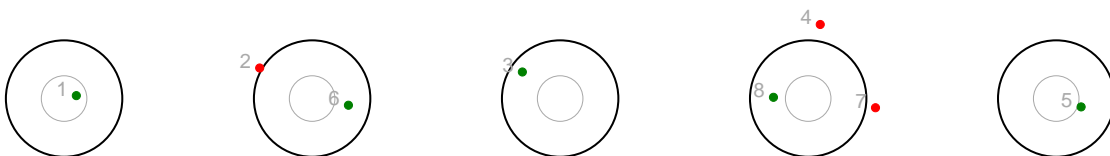
Series: 2 - Standing



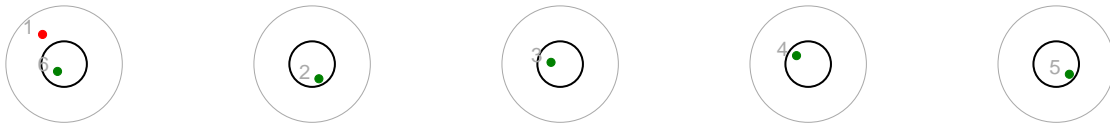
Series: 3 - Prone



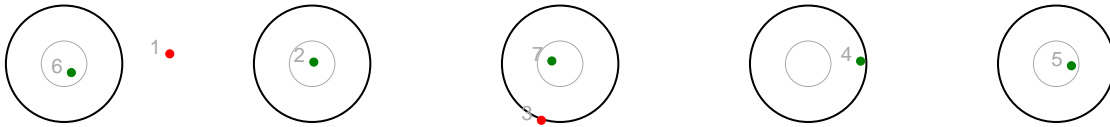
Series: 4 - Standing



Series: 5 - Prone



Series: 6 - Standing



The Biathlon score card presents accurate hit/miss and timing information in the results table. The graphic plot of each series, presents the location of the shots on each of the five targets. Please observe that the accuracy of the plotting has some limitations due to image resolution and/or printer quality. These results are anyway unofficial since only the final output from the timing system can provide complete and correct competition results.



N M mix stafett 2

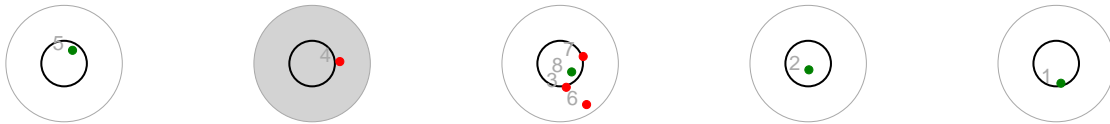
20180311 - Mix relay



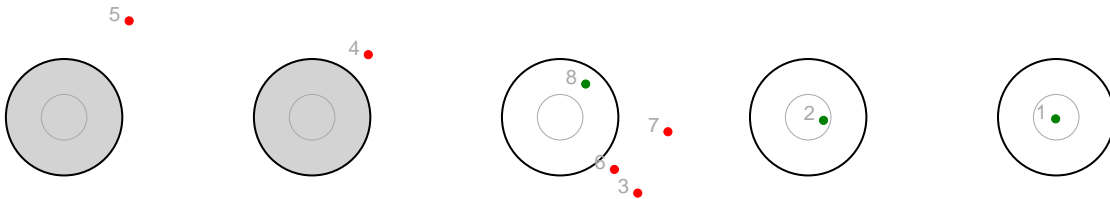
69 Agder

P	1S	2S	3S	4S	5S	6S	7S	8S	ShTm	Rnk	Sht.Img.	P/S	La
1	10:51:34	0:04.2	0:04.1	0:10.7	0:04.2	0:13.2	0:15.6	0:12.6	01:04.6	-	⑤ ● ⑧ ② ①	P	19
2	11:00:22	0:04.1	0:04.2	0:04.0	0:04.2	0:13.8	0:16.1	0:11.0	00:57.4	-	● ● ⑧ ② ①	S	31
4	11:16:12	0:04.3	0:05.5	0:04.2	0:11.1	0:12.7	0:08.9	0:11.5	00:58.2	-	● ● ● ⑦ ●	P	30
0	11:26:32	0:06.8	0:03.1	0:03.2	0:02.8	0:09.9	0:11.9	0:10.8	00:48.5	-	⑧ ④ ③ ② ①	S	33
0	11:42:36	0:03.1	0:03.4	0:03.1	0:03.3	0:08.5	-:--:-	-:--:-	00:21.4	-	① ② ⑥ ④ ⑤	P	32
0	11:51:29	0:03.7	0:02.2	0:02.3	0:07.5	0:13.3	-:--:-	-:--:-	00:29.0	-	⑤ ④ ③ ⑥ ①	S	33
7									04:39.1	-			

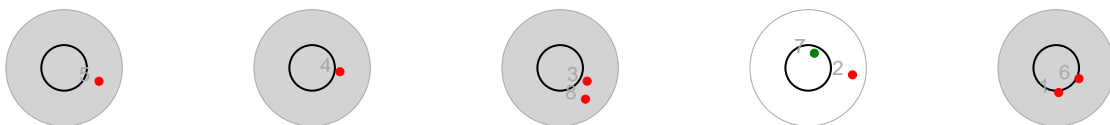
Series: 1 - Prone



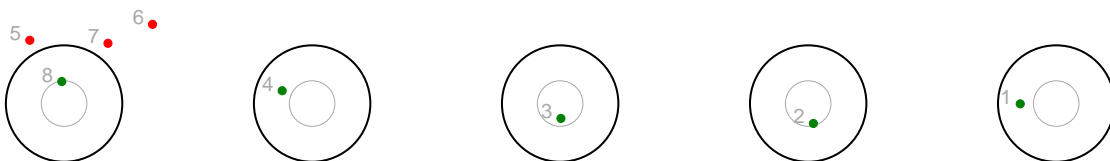
Series: 2 - Standing



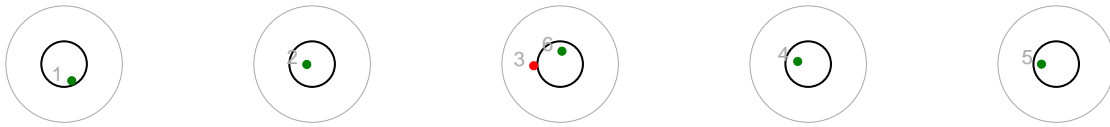
Series: 3 - Prone



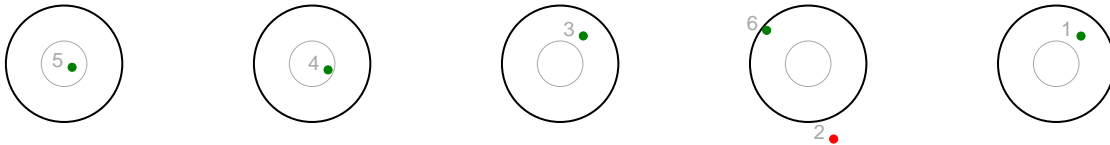
Series: 4 - Standing



Series: 5 - Prone



Series: 6 - Standing



The Biathlon score card presents accurate hit/miss and timing information in the results table. The graphic plot of each series, presents the location of the shots on each of the five targets. Please observe that the accuracy of the plotting has some limitations due to image resolution and/or printer quality. These results are anyway unofficial since only the final output from the timing system can provide complete and correct competition results.



N M mix stafett 2

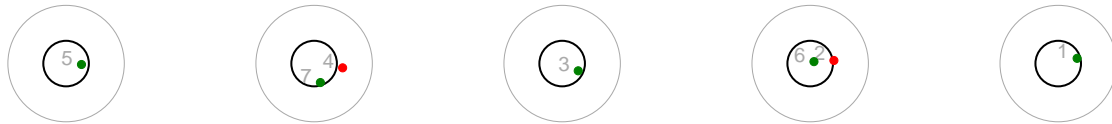
20180311 - Mix relay



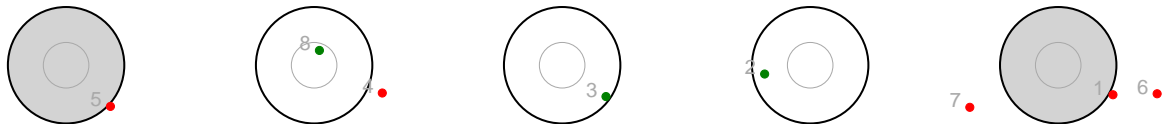
70 Troms

P	1S	2S	3S	4S	5S	6S	7S	8S	ShTm	Rnk	Sht.Img.	P/S	La
0	10:51:55	0:04.6	0:04.7	0:04.4	0:06.5	0:11.2	0:10.7	-:--	00:42.1	-	⑤ ⑦ ③ ⑥ ①	P	20
2	10:59:56	0:11.9	0:05.6	0:09.8	0:06.7	0:14.4	0:32.2	0:11.8	01:32.4	-	● ⑧ ③ ② ●	S	30
0	11:16:04	0:03.8	0:02.7	0:02.4	0:02.9	0:12.6	-:--	-:--	00:24.4	-	⑤ ④ ③ ⑥ ①	P	29
3	11:24:05	0:02.8	0:03.1	0:03.8	0:08.6	0:08.5	0:07.1	0:08.5	00:42.4	-	● ● ● ⑥ ①	S	27
0	11:40:45	0:09.3	0:04.2	0:05.2	0:03.9	0:17.3	0:08.7	-:--	00:48.6	-	⑦ ④ ③ ② ⑥	P	29
3	11:49:38	0:05.0	0:03.0	0:08.8	0:04.5	0:12.8	0:08.3	0:12.4	00:54.8	-	● ④ ⑧ ● ●	S	31
8									05:04.7	-			

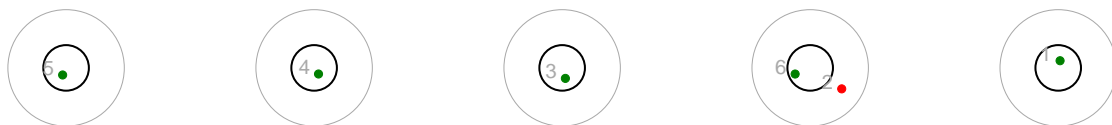
Series: 1 - Prone



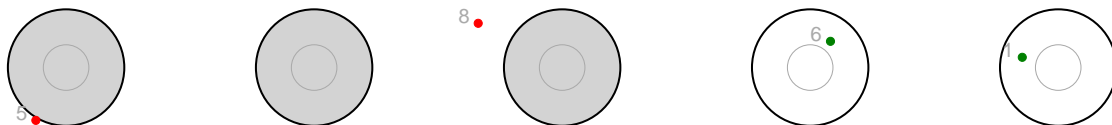
Series: 2 - Standing



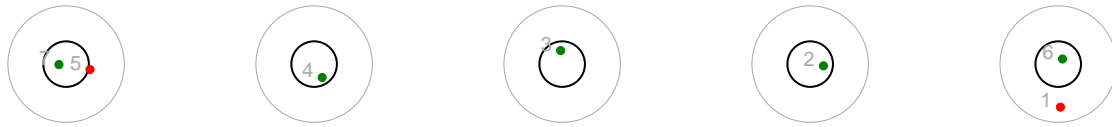
Series: 3 - Prone



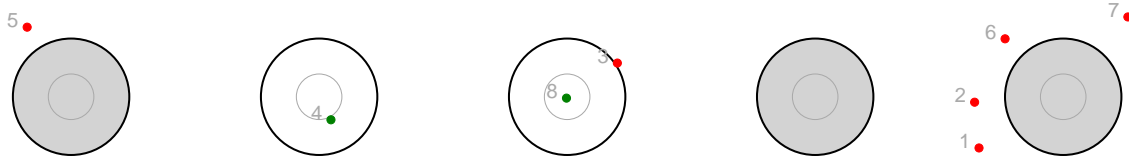
Series: 4 - Standing



Series: 5 - Prone



Series: 6 - Standing



The Biathlon score card presents accurate hit/miss and timing information in the results table. The graphic plot of each series, presents the location of the shots on each of the five targets. Please observe that the accuracy of the plotting has some limitations due to image resolution and/or printer quality. These results are anyway unofficial since only the final output from the timing system can provide complete and correct competition results.



N M mix stafett 2

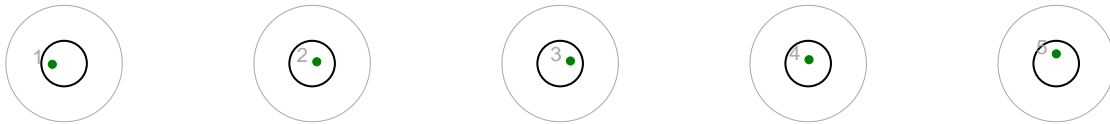
20180311 - Mix relay



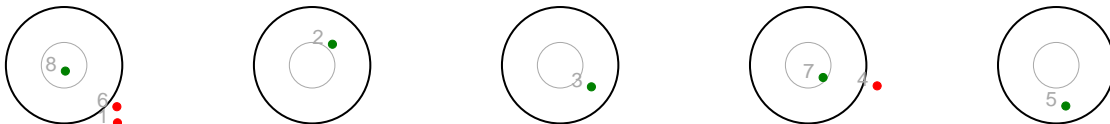
71 Oppland

P	1S	2S	3S	4S	5S	6S	7S	8S	ShTm	Rnk	Sht.Img.	P/S	La
0	10:51:12	0:06.2	0:05.1	0:05.3	0:05.6	-:--	-:--	-:--	00:22.2	-	① ② ③ ④ ⑤	P	21
0	10:58:23	0:03.8	0:10.0	0:04.0	0:03.8	0:11.0	0:12.1	0:11.5	00:56.2	-	⑧ ② ③ ⑦ ⑤	S	9
1	11:12:28	0:04.5	0:04.1	0:03.5	0:03.4	0:10.2	0:08.9	0:09.5	00:44.1	-	⑥ ② ● ④ ⑧	P	9
1	11:21:17	0:02.7	0:03.0	0:03.8	0:03.1	0:08.3	0:06.1	0:08.4	00:35.4	-	⑤ ● ③ ⑧ ⑥	S	9
0	11:36:21	0:03.2	0:02.8	0:03.0	0:02.9	-:--	-:--	-:--	00:11.9	-	① ② ③ ④ ⑤	P	10
1	11:44:13	0:02.7	0:02.5	0:03.4	0:11.3	0:10.0	0:08.8	0:15.6	00:54.3	-	① ⑦ ⑥ ⑤ ●	S	9
3									03:44.1	-			

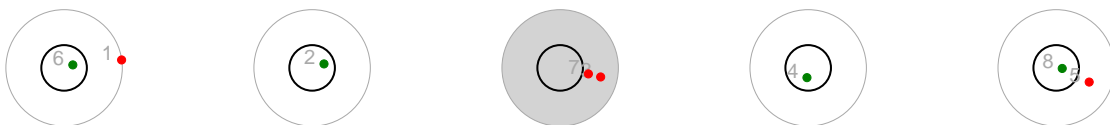
Series: 1 - Prone



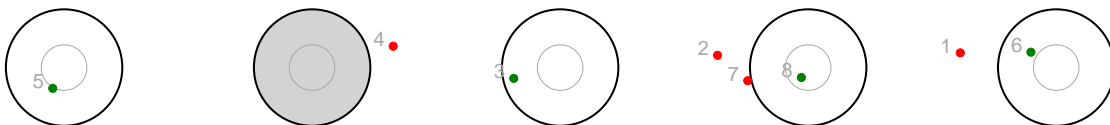
Series: 2 - Standing



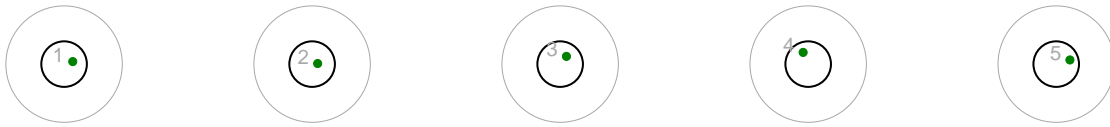
Series: 3 - Prone



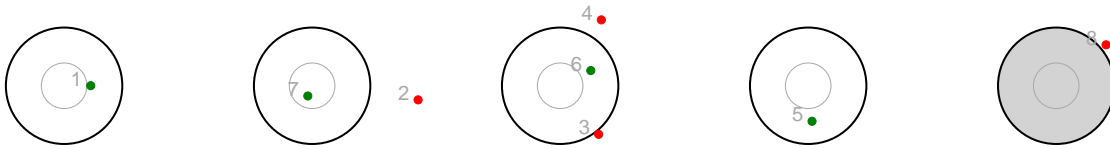
Series: 4 - Standing



Series: 5 - Prone



Series: 6 - Standing



The Biathlon score card presents accurate hit/miss and timing information in the results table. The graphic plot of each series, presents the location of the shots on each of the five targets. Please observe that the accuracy of the plotting has some limitations due to image resolution and/or printer quality. These results are anyway unofficial since only the final output from the timing system can provide complete and correct competition results.



N M mix stafett 2

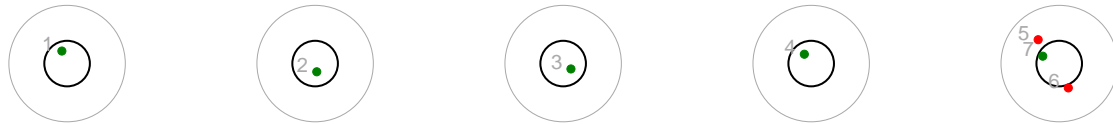
20180311 - Mix relay



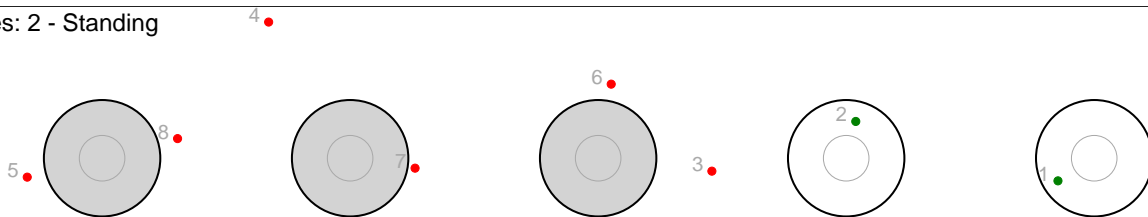
72 Hordaland

P	1S	2S	3S	4S	5S	6S	7S	8S	ShTm	Rnk	Sht.lmg.	P/S	La
0	10:51:01	0:02.6	0:03.4	0:03.2	0:02.7	0:11.2	0:09.2	-:--	00:32.3	-	① ② ③ ④ ⑦	P	22
3	10:58:26	0:03.5	0:04.4	0:06.9	0:06.7	0:13.3	0:14.6	0:11.9	01:01.3	-	● ● ● ② ①	S	8
0	11:14:14	0:03.2	0:03.2	0:03.0	0:02.5	-:--	-:--	-:--	00:11.9	-	⑤ ④ ③ ② ①	P	18
0	11:22:26	0:03.2	0:01.8	0:01.7	0:10.9	0:13.5	0:13.5	0:09.7	00:54.3	-	⑧ ⑦ ⑥ ② ①	S	13
2	11:37:44	0:04.8	0:04.7	0:04.6	0:04.5	0:08.0	0:12.1	0:11.6	00:50.3	-	⑥ ● ③ ● ⑤	P	18
0	11:47:26	0:03.6	0:04.3	0:05.2	0:03.7	0:08.5	0:07.5	0:06.7	00:39.5	-	⑤ ④ ⑧ ⑥ ⑦	S	24
5									04:09.6	-			

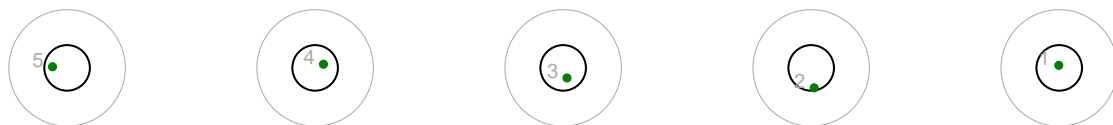
Series: 1 - Prone



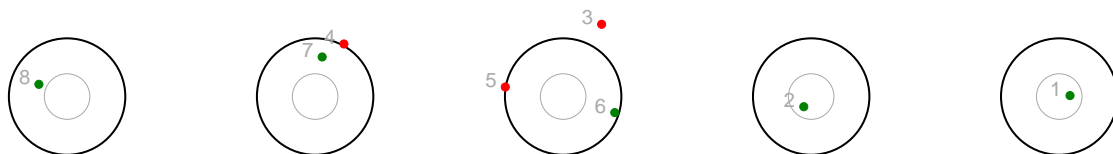
Series: 2 - Standing



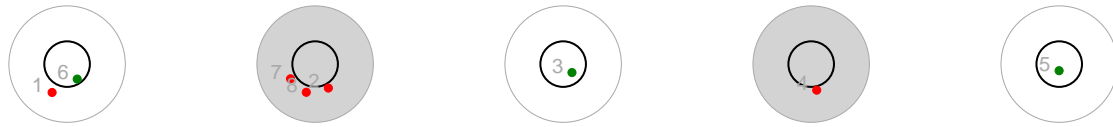
Series: 3 - Prone



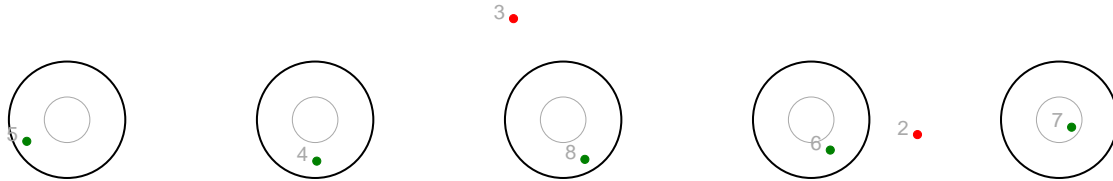
Series: 4 - Standing



Series: 5 - Prone



Series: 6 - Standing



The Biathlon score card presents accurate hit/miss and timing information in the results table. The graphic plot of each series, presents the location of the shots on each of the five targets. Please observe that the accuracy of the plotting has some limitations due to image resolution and/or printer quality. These results are anyway unofficial since only the final output from the timing system can provide complete and correct competition results.



N M mix stafett 2

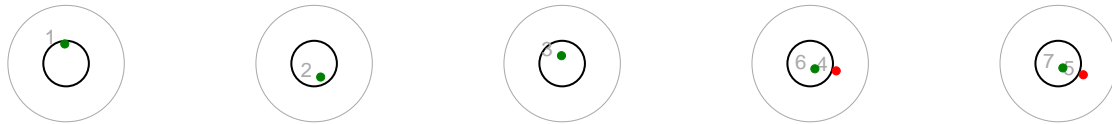
20180311 - Mix relay



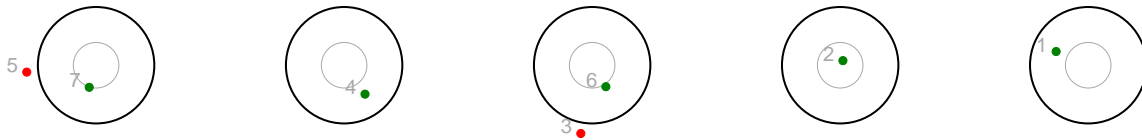
73 Nord-Trøndelag

P	1S	2S	3S	4S	5S	6S	7S	8S	ShTm	Rnk	Sht.lmg.	P/S	La
0	10:51:24	0:04.6	0:05.1	0:05.7	0:09.4	0:09.4	0:08.1	-:--	00:42.3	-	① ② ③ ⑥ ⑦	P	23
0	10:59:10	0:05.7	0:05.2	0:09.0	0:12.8	0:15.6	0:09.6	-:--	00:57.9	-	⑦ ④ ⑥ ② ①	S	21
0	11:13:39	0:03.3	0:03.1	0:03.2	0:03.1	-:--	-:--	-:--	00:12.7	-	⑤ ④ ③ ② ①	P	12
0	11:21:30	0:02.8	0:02.4	0:01.9	0:01.6	-:--	-:--	-:--	00:08.7	-	⑤ ④ ③ ② ①	S	11
0	11:35:59	0:04.4	0:04.2	0:04.4	0:04.0	-:--	-:--	-:--	00:17.0	-	① ② ③ ④ ⑤	P	9
1	11:44:19	0:01.9	0:10.8	0:03.0	0:02.4	0:08.4	0:11.2	0:07.7	00:45.4	-	● ④ ③ ⑦ ①	S	10
1									03:04.0	-			

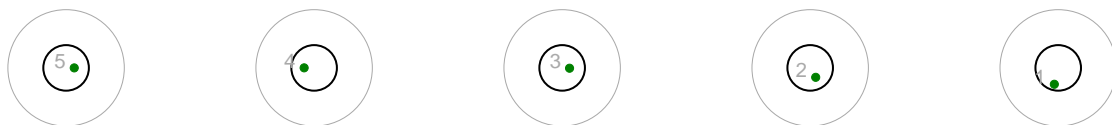
Series: 1 - Prone



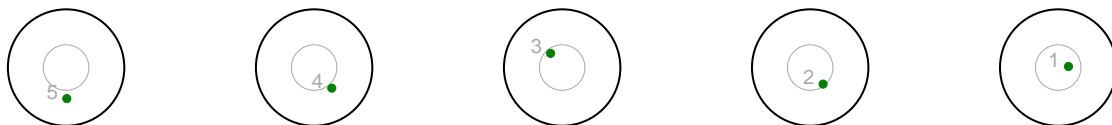
Series: 2 - Standing



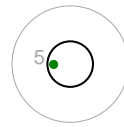
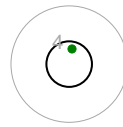
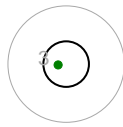
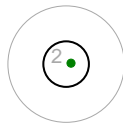
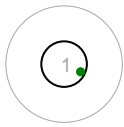
Series: 3 - Prone



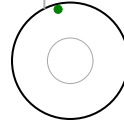
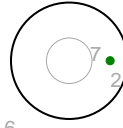
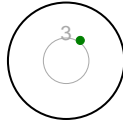
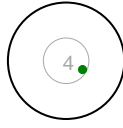
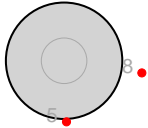
Series: 4 - Standing



Series: 5 - Prone



Series: 6 - Standing



The Biathlon score card presents accurate hit/miss and timing information in the results table. The graphic plot of each series, presents the location of the shots on each of the five targets. Please observe that the accuracy of the plotting has some limitations due to image resolution and/or printer quality. These results are anyway unofficial since only the final output from the timing system can provide complete and correct competition results.



N M mix stafett 2

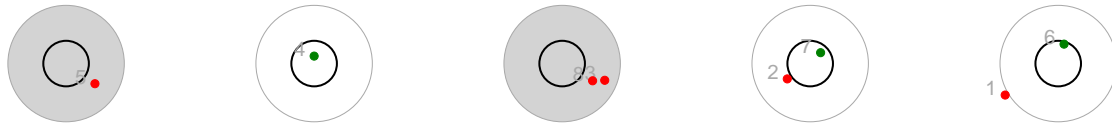
20180311 - Mix relay



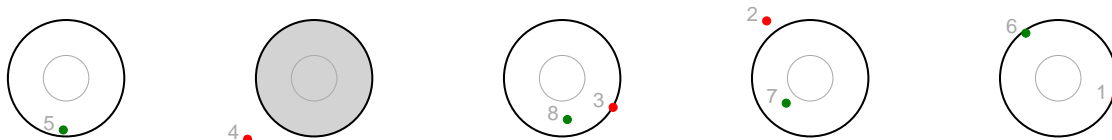
74 Sør-Trøndelag

P	1S	2S	3S	4S	5S	6S	7S	8S	ShTm	Rnk	Sht.Img.	P/S	La
2	10:51:11	0:04.3	0:06.9	0:04.5	0:04.5	0:09.8	0:10.7	0:10.6	00:51.3	-	● ④ ● ⑦ ⑥	P	24
1	10:59:47	0:04.9	0:11.1	0:05.0	0:05.6	0:12.7	0:18.6	0:17.4	01:15.3	-	⑤ ● ⑧ ⑦ ⑥	S	28
0	11:14:48	0:04.0	0:03.8	0:09.8	0:03.8	0:07.7	0:10.1	-:--:-	00:39.2	-	⑥ ② ⑦ ④ ⑤	P	22
0	11:23:03	0:03.0	0:03.9	0:03.1	0:03.6	0:10.3	0:09.9	0:08.8	00:42.6	-	⑥ ② ③ ④ ⑧	S	21
0	11:37:37	0:04.9	0:04.8	0:04.7	0:04.7	0:11.6	-:--:-	-:--:-	00:30.7	-	⑥ ④ ③ ② ①	P	16
1	11:45:49	0:03.8	0:06.0	0:06.8	0:03.9	0:09.3	0:08.5	0:10.3	00:48.6	-	⑤ ④ ⑥ ⑧ ●	S	18
4									04:47.7	-			

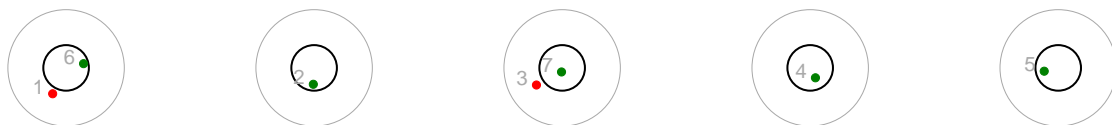
Series: 1 - Prone



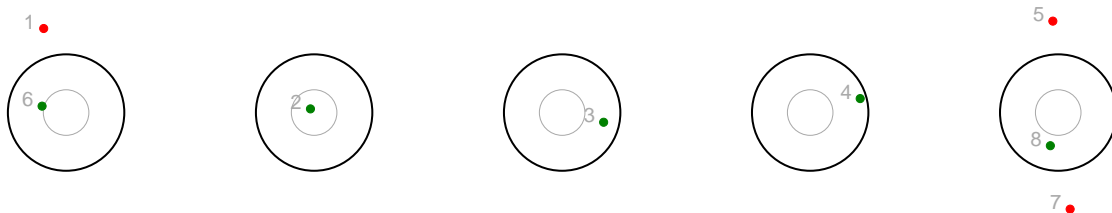
Series: 2 - Standing



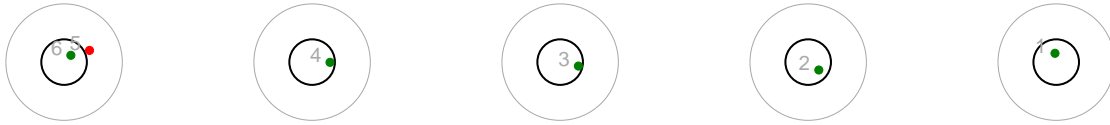
Series: 3 - Prone



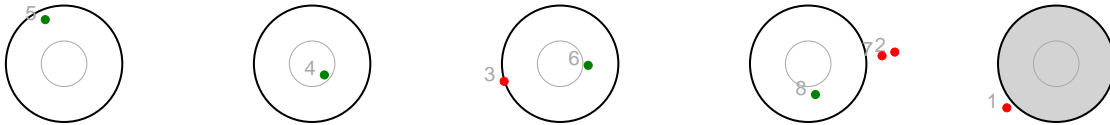
Series: 4 - Standing



Series: 5 - Prone



Series: 6 - Standing



The Biathlon score card presents accurate hit/miss and timing information in the results table. The graphic plot of each series, presents the location of the shots on each of the five targets. Please observe that the accuracy of the plotting has some limitations due to image resolution and/or printer quality. These results are anyway unofficial since only the final output from the timing system can provide complete and correct competition results.



N M mix stafett 2

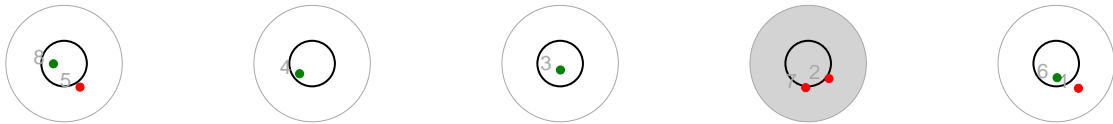
20180311 - Mix relay



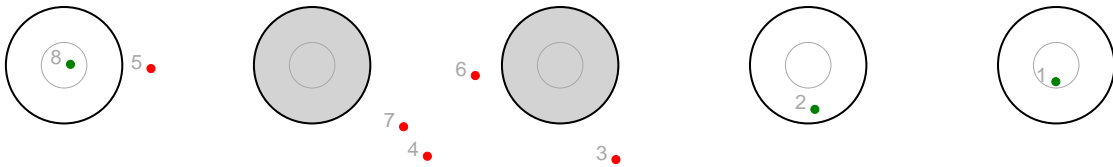
75 Oslo og Akershus

P	1S	2S	3S	4S	5S	6S	7S	8S	ShTm	Rnk	Sht.lmg.	P/S	La
1	10:51:04	0:03.5	0:04.0	0:06.6	0:03.4	0:09.1	0:08.3	0:08.3	00:43.2	-	⑧ ④ ③ ● ⑥	P	25
2	10:58:52	0:02.8	0:02.5	0:16.2	0:03.2	0:12.1	0:08.2	0:09.7	00:54.7	-	⑧ ● ● ② ①	S	19
2	11:13:44	0:02.7	0:03.1	0:03.6	0:03.0	0:09.4	0:09.8	0:10.8	00:42.4	-	⑤ ④ ⑥ ● ●	P	15
2	11:22:54	0:03.9	0:02.8	0:03.1	0:03.2	0:10.2	0:22.5	-:--:	00:45.7	-	● ● ③ ② ⑦	S	20
0	11:38:03	0:02.7	0:02.6	0:02.7	0:02.6	-:--:	-:--:	-:--:	00:10.6	-	① ② ③ ④ ⑤	P	21
0	11:45:33	0:03.2	0:03.9	0:03.9	0:05.8	0:13.7	0:11.8	0:12.4	00:54.7	-	⑧ ④ ⑦ ⑥ ①	S	17
7									04:11.3	-			

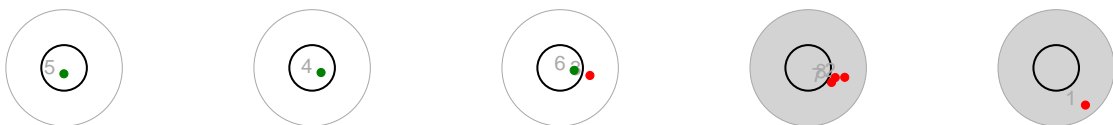
Series: 1 - Prone



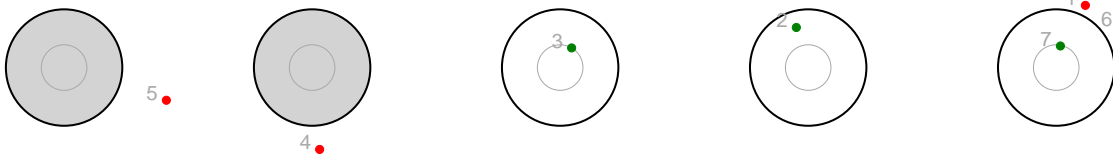
Series: 2 - Standing



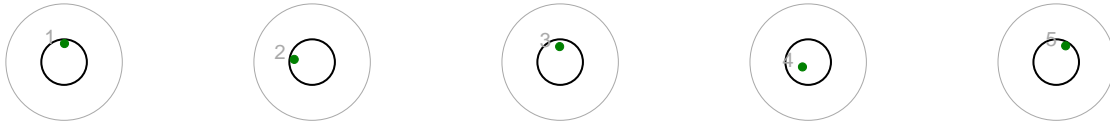
Series: 3 - Prone



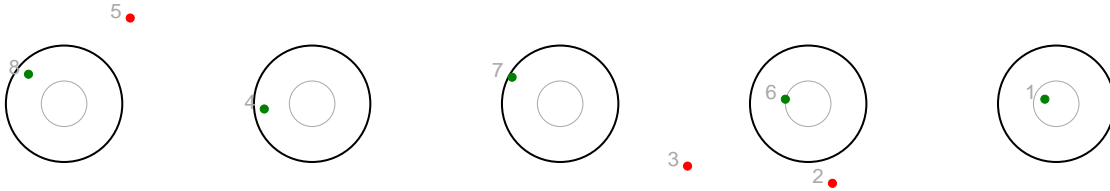
Series: 4 - Standing



Series: 5 - Prone



Series: 6 - Standing



The Biathlon score card presents accurate hit/miss and timing information in the results table. The graphic plot of each series, presents the location of the shots on each of the five targets. Please observe that the accuracy of the plotting has some limitations due to image resolution and/or printer quality. These results are anyway unofficial since only the final output from the timing system can provide complete and correct competition results.



N M mix stafett 2

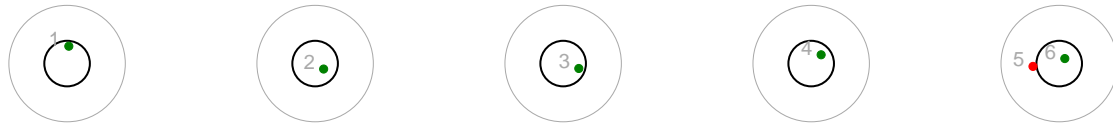
20180311 - Mix relay



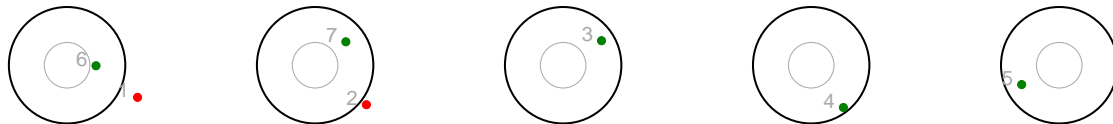
76 Buskerud

P	1S	2S	3S	4S	5S	6S	7S	8S	ShTm	Rnk	Sht.Img.	P/S	La
0	10:50:58	0:04.4	0:02.4	0:02.6	0:03.0	0:09.3	-:--	-:--	00:21.7	-	① ② ③ ④ ⑥	P	26
0	10:58:01	0:04.4	0:07.6	0:04.0	0:03.1	0:09.4	0:08.6	-:--	00:37.1	-	⑥ ⑦ ③ ④ ⑤	S	4
1	11:11:51	0:06.3	0:04.7	0:07.0	0:05.4	0:10.2	0:13.2	0:12.1	00:58.9	-	⑤ ④ ● ② ⑦	P	4
0	11:21:06	0:03.9	0:02.9	0:03.9	0:03.5	0:12.5	-:--	-:--	00:26.7	-	⑤ ④ ⑥ ② ①	S	8
0	11:36:22	0:08.6	0:02.8	0:02.5	0:08.1	-:--	-:--	-:--	00:22.0	-	⑤ ④ ③ ② ①	P	11
0	11:44:40	0:02.3	0:02.4	0:02.2	0:02.0	0:05.9	-:--	-:--	00:14.8	-	⑤ ④ ⑥ ② ①	S	13
1									03:01.2	-			

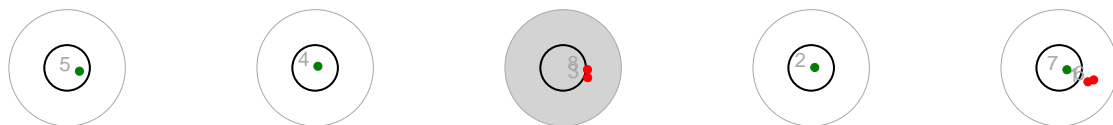
Series: 1 - Prone



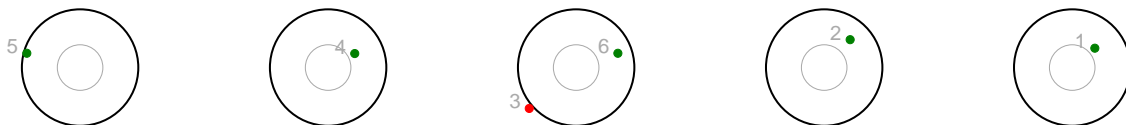
Series: 2 - Standing



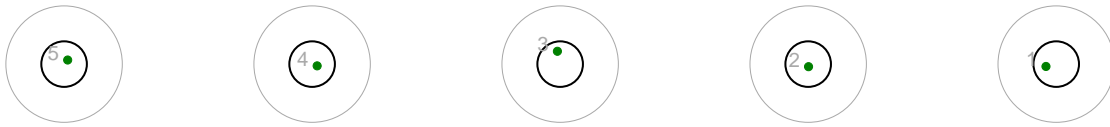
Series: 3 - Prone



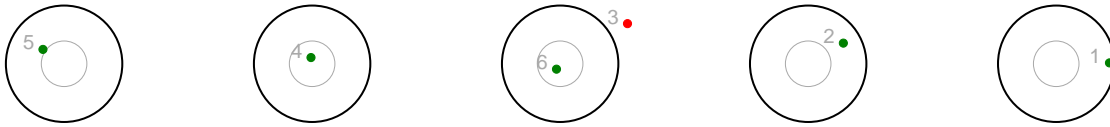
Series: 4 - Standing



Series: 5 - Prone



Series: 6 - Standing



The Biathlon score card presents accurate hit/miss and timing information in the results table. The graphic plot of each series, presents the location of the shots on each of the five targets. Please observe that the accuracy of the plotting has some limitations due to image resolution and/or printer quality. These results are anyway unofficial since only the final output from the timing system can provide complete and correct competition results.



N M mix stafett 2

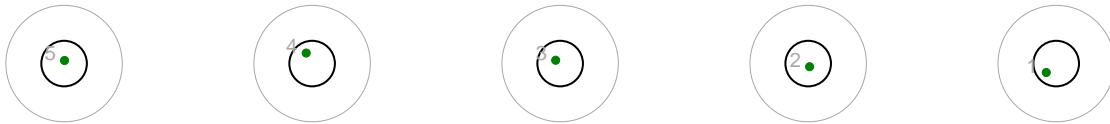
20180311 - Mix relay



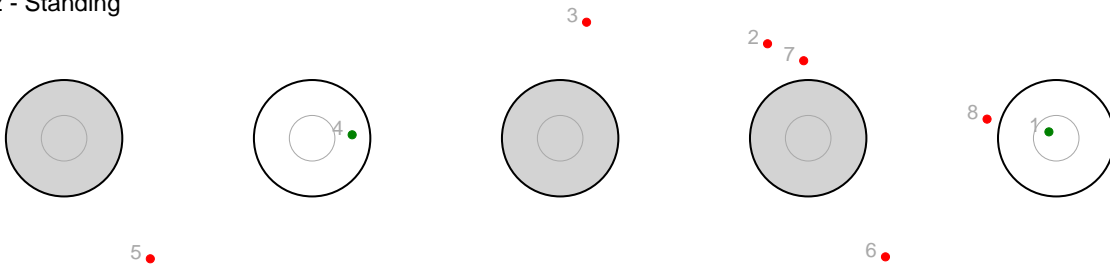
77 Agder

P	1S	2S	3S	4S	5S	6S	7S	8S	ShTm	Rnk	Sht.lmg.	P/S	La
0	10:51:49	0:03.8	0:03.9	0:03.7	0:03.6	-:--	-:--	-:--	00:15.0	-	⑤ ④ ③ ② ①	P	27
3	10:59:44	0:03.4	0:05.8	0:02.3	0:02.3	0:10.3	0:09.8	0:13.6	00:47.5	-	● ④ ● ● ①	S	22
0	11:16:14	0:04.4	0:03.8	0:03.6	0:04.6	0:10.5	-:--	-:--	00:26.9	-	① ② ③ ⑥ ⑤	P	31
0	11:24:41	0:02.9	0:02.6	0:01.9	0:01.9	0:08.2	0:08.8	0:10.1	00:36.4	-	⑧ ④ ③ ② ①	S	32
0	11:40:13	0:03.2	0:02.5	0:02.6	0:03.0	-:--	-:--	-:--	00:11.3	-	⑤ ④ ③ ② ①	P	28
1	11:48:35	0:03.1	0:03.3	0:02.7	0:03.2	0:10.4	0:09.2	0:12.2	00:44.1	-	● ⑦ ③ ⑥ ①	S	28
4									03:01.2	-			

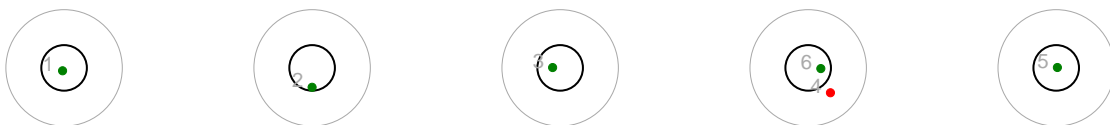
Series: 1 - Prone



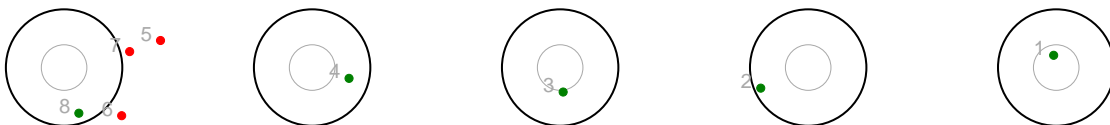
Series: 2 - Standing



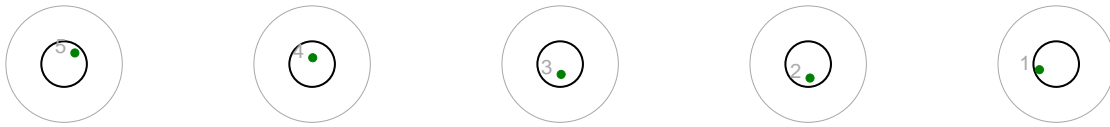
Series: 3 - Prone



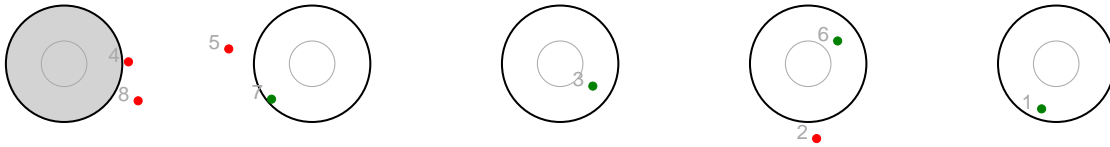
Series: 4 - Standing



Series: 5 - Prone



Series: 6 - Standing



The Biathlon score card presents accurate hit/miss and timing information in the results table. The graphic plot of each series, presents the location of the shots on each of the five targets. Please observe that the accuracy of the plotting has some limitations due to image resolution and/or printer quality. These results are anyway unofficial since only the final output from the timing system can provide complete and correct competition results.



N M mix stafett 2

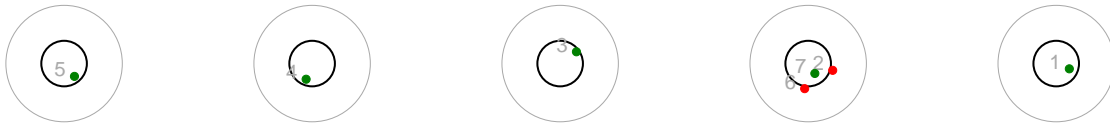
20180311 - Mix relay



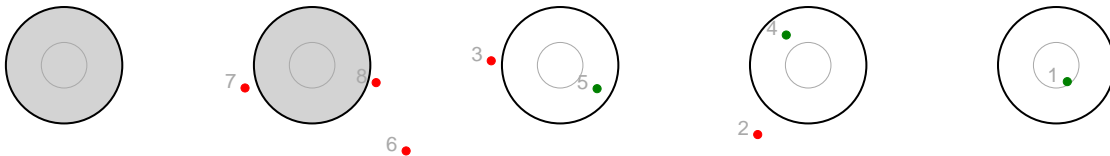
78 Oppland

P	1S	2S	3S	4S	5S	6S	7S	8S	ShTm	Rnk	Sht.lmg.	P/S	La
0	10:51:40	0:04.8	0:04.0	0:04.2	0:04.7	0:13.0	0:17.0	-:--	00:47.7	-	⑤ ④ ③ ⑦ ①	P	28
2	10:59:48	0:06.7	0:05.5	0:14.9	0:14.0	0:16.6	0:14.4	0:18.9	01:31.0	-	● ● ⑤ ④ ①	S	29
0	11:16:31	0:04.5	0:03.1	0:02.7	0:03.1	-:--	-:--	-:--	00:13.4	-	① ② ③ ④ ⑤	P	33
0	11:24:38	0:03.0	0:02.2	0:02.2	0:02.3	0:23.4	0:15.1	-:--	00:48.2	-	⑤ ④ ③ ⑦ ①	S	31
0	11:39:59	0:03.6	0:04.1	0:03.3	0:02.8	0:08.5	0:08.0	-:--	00:30.3	-	⑦ ④ ③ ② ⑥	P	27
1	11:48:26	0:02.1	0:02.6	0:02.3	0:02.3	0:06.5	0:06.1	0:07.4	00:29.3	-	⑤ ● ⑧ ⑦ ⑥	S	27
3									04:19.9	-			

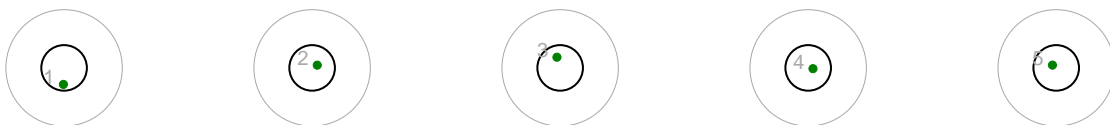
Series: 1 - Prone



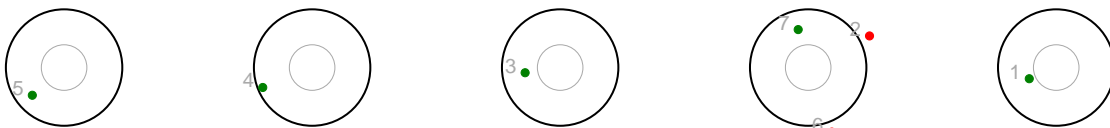
Series: 2 - Standing



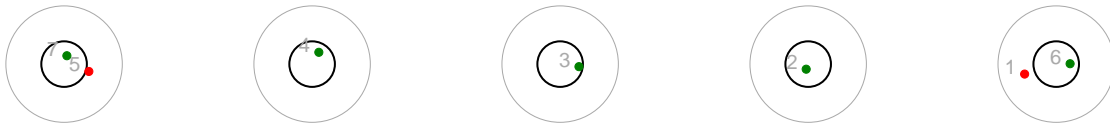
Series: 3 - Prone



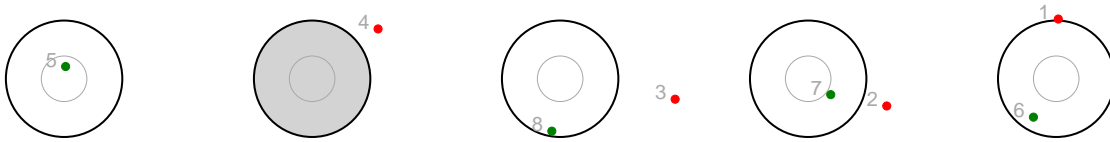
Series: 4 - Standing



Series: 5 - Prone



Series: 6 - Standing



The Biathlon score card presents accurate hit/miss and timing information in the results table. The graphic plot of each series, presents the location of the shots on each of the five targets. Please observe that the accuracy of the plotting has some limitations due to image resolution and/or printer quality. These results are anyway unofficial since only the final output from the timing system can provide complete and correct competition results.



N M mix stafett 2

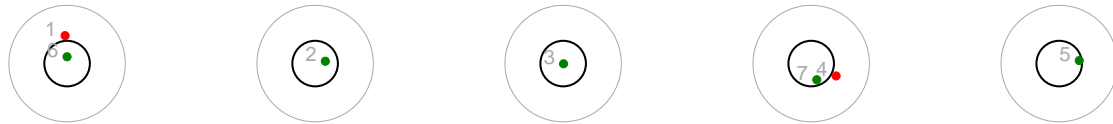
20180311 - Mix relay



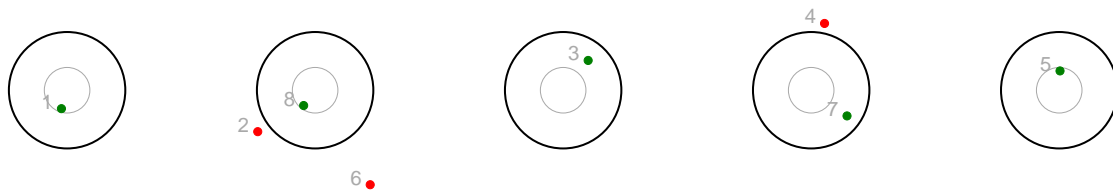
79 Hordaland

P	1S	2S	3S	4S	5S	6S	7S	8S	ShTm	Rnk	Sht.Img.	P/S	La
0	10:51:35	0:05.5	0:03.7	0:03.4	0:03.6	0:08.3	0:08.2	-:--	00:32.7	-	⑥ ② ③ ⑦ ⑤	P	29
0	10:59:20	0:06.1	0:04.1	0:06.2	0:04.7	0:13.5	0:10.5	0:09.3	00:54.4	-	① ⑧ ③ ⑦ ⑤	S	23
1	11:14:20	0:04.7	0:06.8	0:05.1	0:04.6	0:10.3	0:11.8	0:09.3	00:52.6	-	⑤ ④ ● ⑦ ⑥	P	19
1	11:23:53	0:04.6	0:03.2	0:03.9	0:06.1	0:08.6	0:08.6	0:11.0	00:46.0	-	⑦ ④ ⑧ ● ①	S	25
3	11:41:39	0:03.8	0:04.1	0:04.2	0:04.9	0:21.3	0:08.7	-:--	00:47.0	-	● ⑦ ① ● ●	P	5
1	11:53:03	0:05.3	0:03.7	0:04.8	0:06.1	0:12.2	0:14.3	0:12.4	00:58.8	-	⑧ ② ⑦ ● ⑤	S	35
6									04:51.5	-			

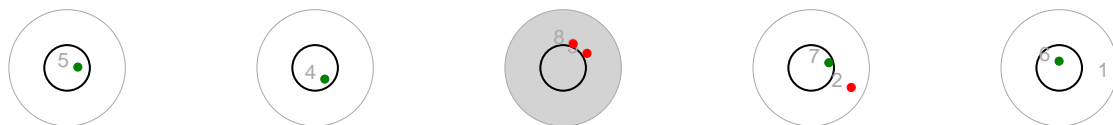
Series: 1 - Prone



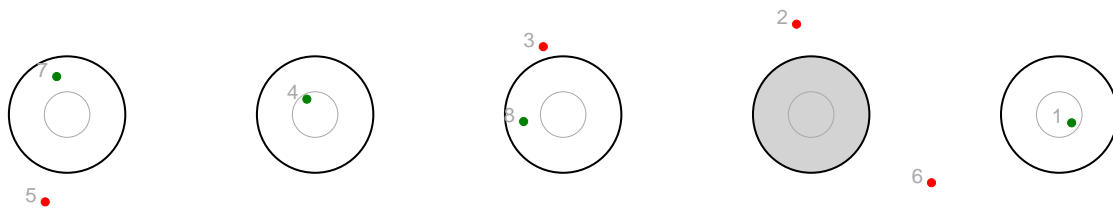
Series: 2 - Standing



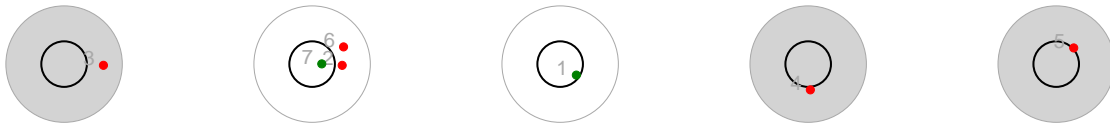
Series: 3 - Prone



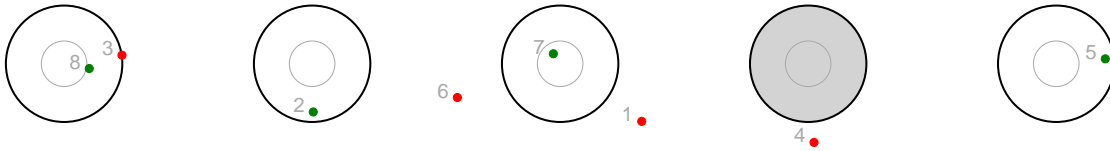
Series: 4 - Standing



Series: 5 - Prone



Series: 6 - Standing



The Biathlon score card presents accurate hit/miss and timing information in the results table. The graphic plot of each series, presents the location of the shots on each of the five targets. Please observe that the accuracy of the plotting has some limitations due to image resolution and/or printer quality. These results are anyway unofficial since only the final output from the timing system can provide complete and correct competition results.



N M mix stafett 2

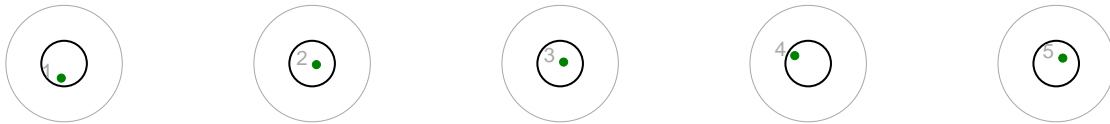
20180311 - Mix relay



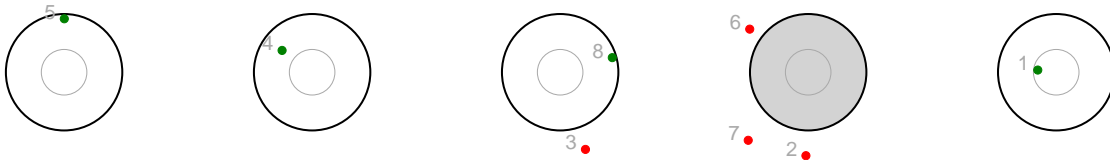
80 Nord-Trøndelag

P	1S	2S	3S	4S	5S	6S	7S	8S	ShTm	Rnk	Sht.lmg.	P/S	La
0	10:51:49	0:03.8	0:03.3	0:03.5	0:03.8	-:--:-	-:--:-	-:--:-	00:14.4	-	① ② ③ ④ ⑤	P	30
1	10:59:46	0:03.6	0:02.8	0:03.5	0:04.0	0:15.0	0:11.9	0:09.5	00:50.3	-	⑤ ④ ⑧ ● ①	S	27
1	11:15:17	0:02.6	0:03.0	0:02.5	0:02.5	0:09.9	0:08.9	0:12.7	00:42.1	-	① ② ⑥ ④ ●	P	26
2	11:24:39	0:02.9	0:02.9	0:04.3	0:03.7	0:09.6	0:08.8	0:08.1	00:40.3	-	● ● ⑧ ⑦ ⑥	S	30
0	11:41:02	0:04.7	0:04.2	0:03.8	0:04.3	0:10.6	0:10.5	0:08.9	00:47.0	-	⑧ ⑦ ③ ⑥ ①	P	31
1	11:50:03	0:08.4	0:04.1	0:04.0	0:03.4	0:11.9	0:09.3	0:12.2	00:53.3	-	● ⑦ ④ ② ①	S	32
5									04:07.4	-			

Series: 1 - Prone



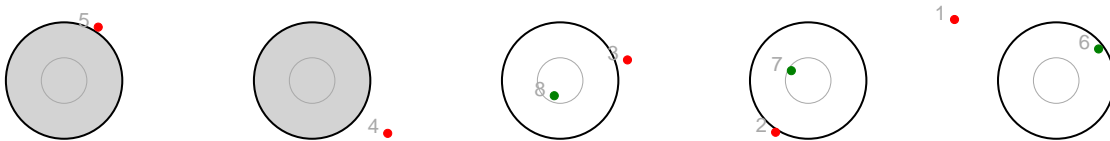
Series: 2 - Standing



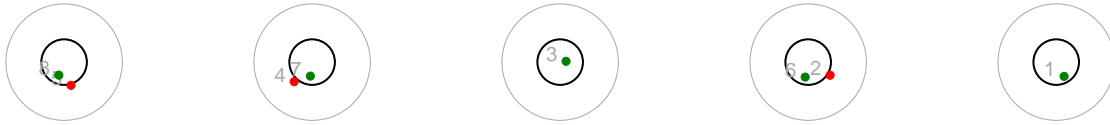
Series: 3 - Prone



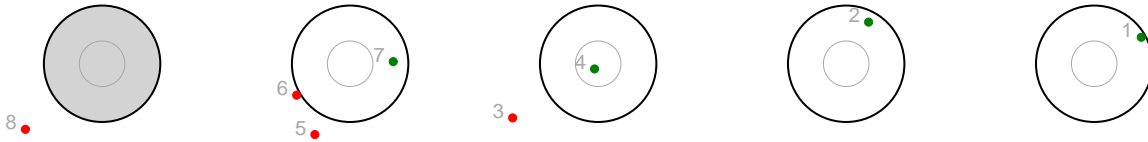
Series: 4 - Standing



Series: 5 - Prone



Series: 6 - Standing



The Biathlon score card presents accurate hit/miss and timing information in the results table. The graphic plot of each series, presents the location of the shots on each of the five targets. Please observe that the accuracy of the plotting has some limitations due to image resolution and/or printer quality. These results are anyway unofficial since only the final output from the timing system can provide complete and correct competition results.



N M mix stafett 2

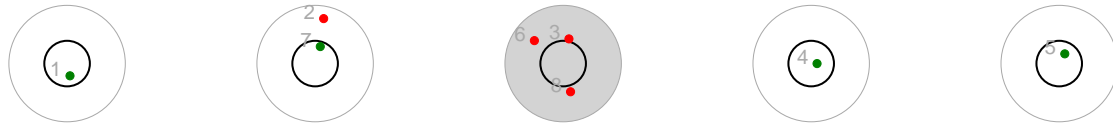
20180311 - Mix relay



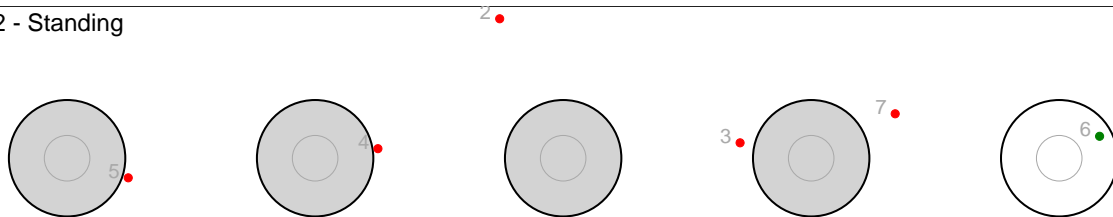
81 Sør-Trøndelag

P	1S	2S	3S	4S	5S	6S	7S	8S	ShTm	Rnk	Sht.lmg.	P/S	La
1	10:51:19	0:03.5	0:04.3	0:04.5	0:03.5	0:07.6	0:07.6	0:07.5	00:38.5	-	① ⑦ ● ④ ⑤	P	31
4	10:59:32	0:08.9	0:07.8	0:05.6	0:05.4	0:10.6	0:24.1	-:--:-	01:02.4	-	● ● ● ● ⑥	S	25
0	11:16:05	0:05.2	0:04.9	0:04.6	0:08.1	0:09.4	0:10.0	0:10.8	00:53.0	-	① ⑥ ⑦ ⑧ ⑤	P	28
3	11:24:28	0:04.6	0:03.0	0:03.1	0:04.7	0:13.3	0:08.8	0:10.3	00:47.8	-	① ● ③ ● ●	S	28
0	11:40:48	0:03.6	0:03.0	0:03.4	0:03.0	0:17.0	-:--:-	-:--:-	00:30.0	-	⑤ ④ ⑥ ② ①	P	30
2	11:49:05	0:02.0	0:02.4	0:17.3	0:03.6	0:15.3	0:32.2	0:12.3	01:25.1	-	● ④ ⑦ ● ①	S	30
10									05:16.8	-			

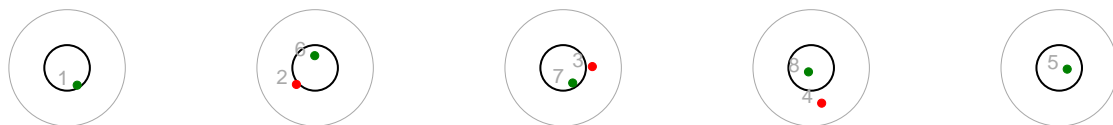
Series: 1 - Prone



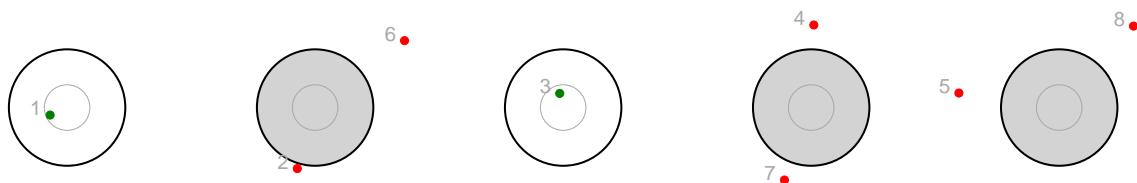
Series: 2 - Standing



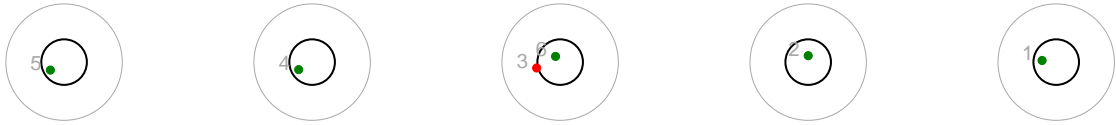
Series: 3 - Prone



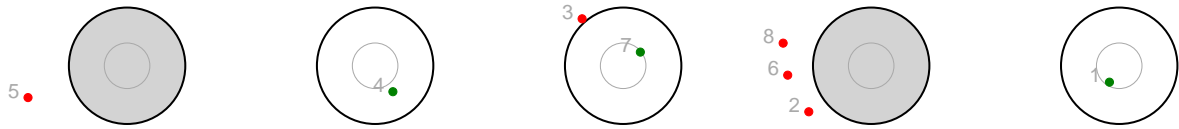
Series: 4 - Standing



Series: 5 - Prone



Series: 6 - Standing



The Biathlon score card presents accurate hit/miss and timing information in the results table. The graphic plot of each series, presents the location of the shots on each of the five targets. Please observe that the accuracy of the plotting has some limitations due to image resolution and/or printer quality. These results are anyway unofficial since only the final output from the timing system can provide complete and correct competition results.



N M mix stafett 2

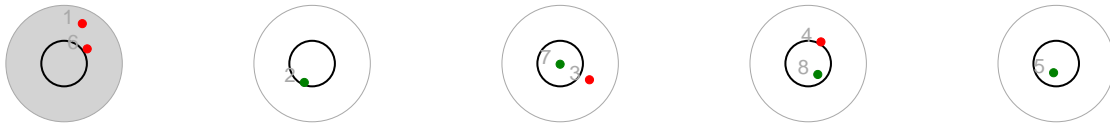
20180311 - Mix relay



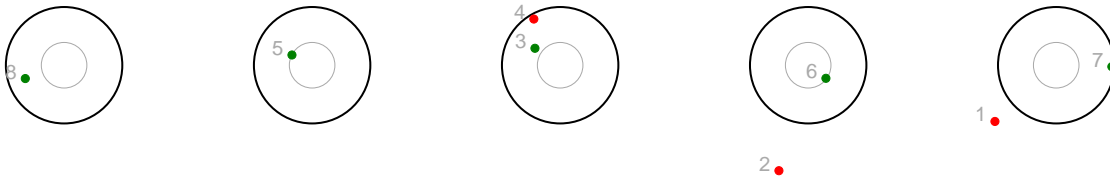
82 Oslo og Akershus

P	1S	2S	3S	4S	5S	6S	7S	8S	ShTm	Rnk	Sht.lmg.	P/S	La
1	10:51:22	0:05.0	0:04.1	0:04.2	0:04.4	0:09.1	0:08.8	0:08.7	00:44.3	-	● ② ⑦ ⑧ ⑤	P	32
0	10:59:40	0:05.5	0:05.3	0:05.9	0:05.3	0:14.1	0:13.0	0:12.5	01:01.6	-	⑧ ⑤ ③ ⑥ ⑦	S	26
2	11:14:06	0:03.8	0:04.3	0:07.8	0:04.4	0:13.9	0:10.4	0:10.7	00:55.3	-	⑤ ⑦ ⑧ ● ●	P	17
0	11:23:51	0:03.8	0:04.2	0:03.7	0:02.4	0:09.5	-:-:-	-:-:-	00:23.6	-	⑤ ④ ⑥ ② ①	S	26
2	11:38:38	0:03.1	0:05.5	0:02.4	0:02.5	0:09.5	0:09.1	0:08.3	00:40.4	-	⑤ ● ③ ⑦ ●	P	22
0	11:47:51	0:03.6	0:05.9	0:02.8	0:13.1	0:11.5	0:09.6	0:10.5	00:57.0	-	⑤ ④ ③ ⑧ ⑦	S	25
5									04:42.2	-			

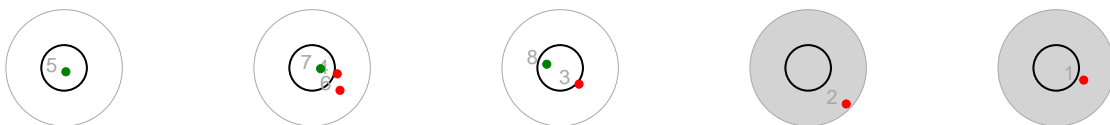
Series: 1 - Prone



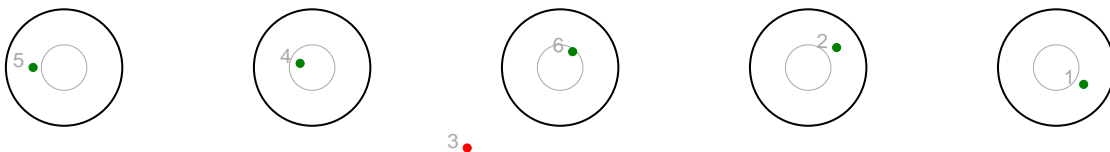
Series: 2 - Standing



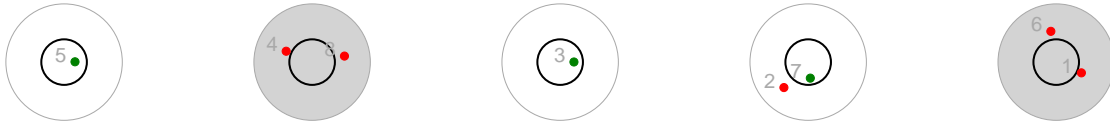
Series: 3 - Prone



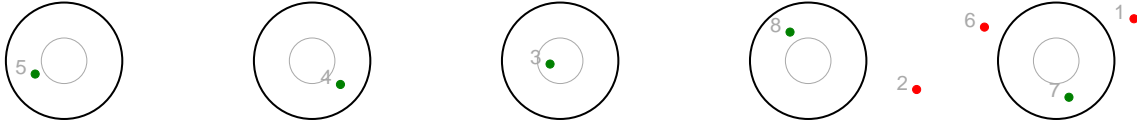
Series: 4 - Standing



Series: 5 - Prone



Series: 6 - Standing



The Biathlon score card presents accurate hit/miss and timing information in the results table. The graphic plot of each series, presents the location of the shots on each of the five targets. Please observe that the accuracy of the plotting has some limitations due to image resolution and/or printer quality. These results are anyway unofficial since only the final output from the timing system can provide complete and correct competition results.



N M mix stafett 2

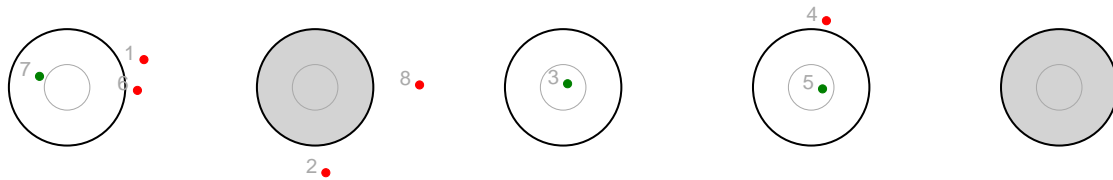
20180311 - Mix relay



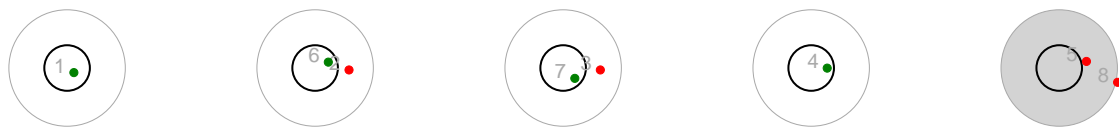
83 Buskerud

P	1S	2S	3S	4S	5S	6S	7S	8S	ShTm	Rnk	Sht.img.	P/S	La
2	10:58:44	0:04.5	0:04.9	0:03.3	0:05.7	0:13.1	0:09.5	0:09.4	00:50.4	-	⑦ ● ③ ⑤ ●	S	14
1	11:13:46	0:03.2	0:03.0	0:03.0	0:02.8	0:11.2	0:08.2	0:10.8	00:42.2	-	① ⑥ ⑦ ④ ●	P	14
2	11:22:53	0:03.2	0:02.0	0:02.4	0:02.0	0:08.8	0:08.6	0:07.4	00:34.4	-	● ② ⑦ ● ⑤	S	17
1	11:39:25	0:04.9	0:03.9	0:03.5	0:03.8	0:07.2	0:07.7	0:13.5	00:44.5	-	⑤ ④ ● ② ①	P	25
0	11:48:59	0:02.8	0:03.2	0:02.8	0:03.1	-:--:-	-:--:-	-:--:-	00:11.9	-	⑤ ④ ③ ② ①	S	29
6									03:03.4	-			

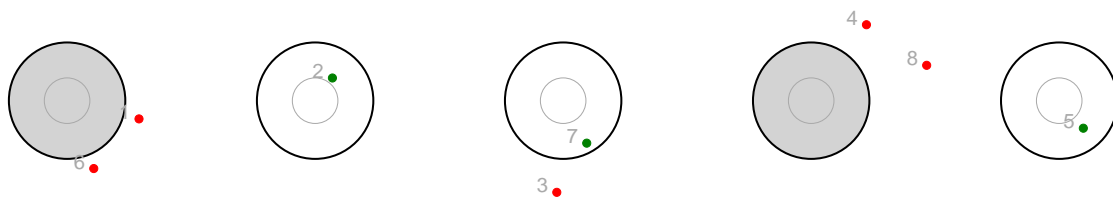
Series: 1 - Standing



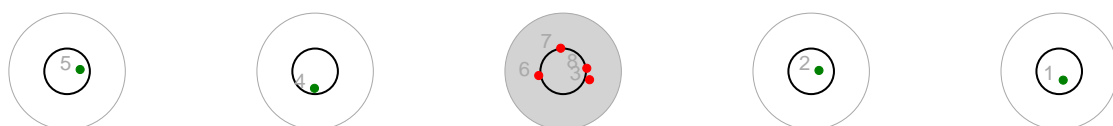
Series: 2 - Prone



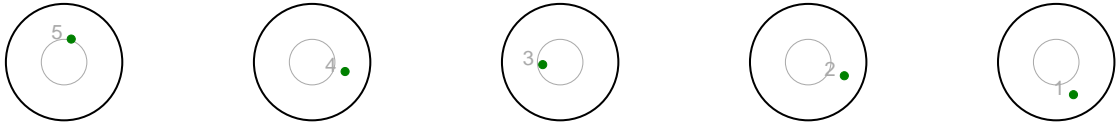
Series: 3 - Standing



Series: 4 - Prone



Series: 5 - Standing



The Biathlon score card presents accurate hit/miss and timing information in the results table. The graphic plot of each series, presents the location of the shots on each of the five targets. Please observe that the accuracy of the plotting has some limitations due to image resolution and/or printer quality. These results are anyway unofficial since only the final output from the timing system can provide complete and correct competition results.



N M mix stafett 2

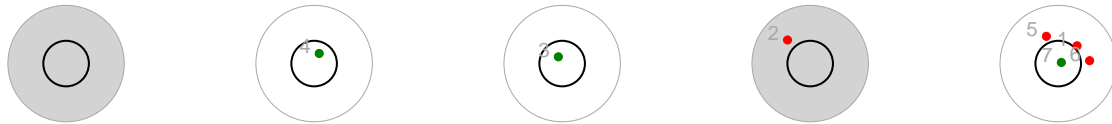
20180311 - Mix relay



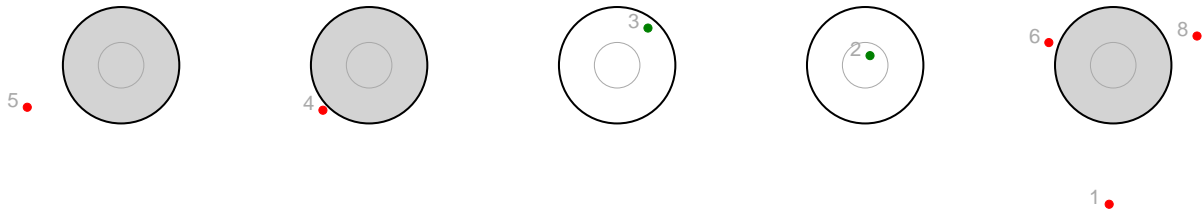
84 Oslo og Akershus

P	1S	2S	3S	4S	5S	6S	7S	8S	ShTm	Rnk	Sht.Img.	P/S	La
2	10:51:25	0:06.9	0:10.4	0:03.2	0:11.3	0:11.4	0:12.6	-:--	00:55.8	-	● ④ ③ ● ⑦	P	34
3	11:00:34	0:03.9	0:03.7	0:02.9	0:03.3	0:09.4	0:11.7	0:11.2	00:46.1	-	● ● ③ ② ●	S	33
0	11:17:47	0:04.9	0:04.8	0:03.9	0:03.1	0:09.3	-:--	-:--	00:26.0	-	⑤ ④ ③ ② ⑥	P	34
1	11:26:52	0:05.1	0:05.1	0:05.2	0:04.7	0:21.6	0:13.4	0:11.3	01:06.4	-	⑤ ● ⑦ ② ⑥	S	34
0	11:43:51	0:04.4	0:03.7	0:04.2	0:03.8	-:--	-:--	-:--	00:16.1	-	⑤ ④ ③ ② ①	P	33
3	11:52:32	0:03.4	0:03.2	0:04.7	0:02.9	0:08.9	0:09.4	0:08.7	00:41.2	-	● ④ ● ● ①	S	34
9									04:11.6	-			

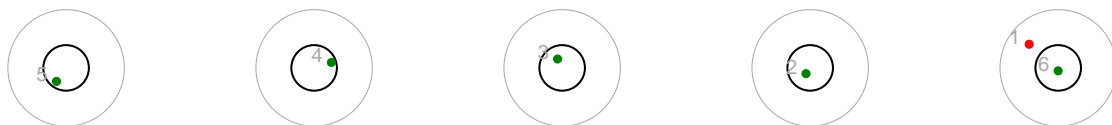
Series: 1 - Prone



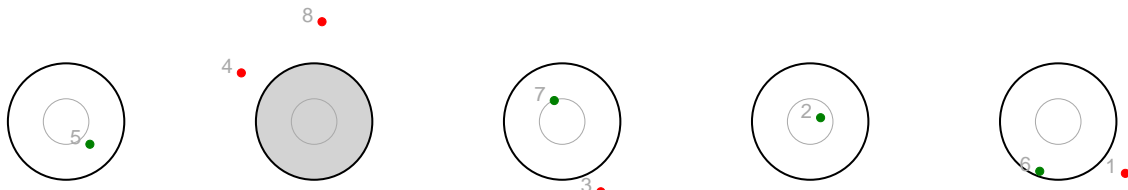
Series: 2 - Standing



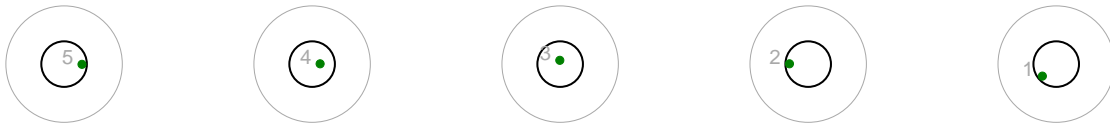
Series: 3 - Prone



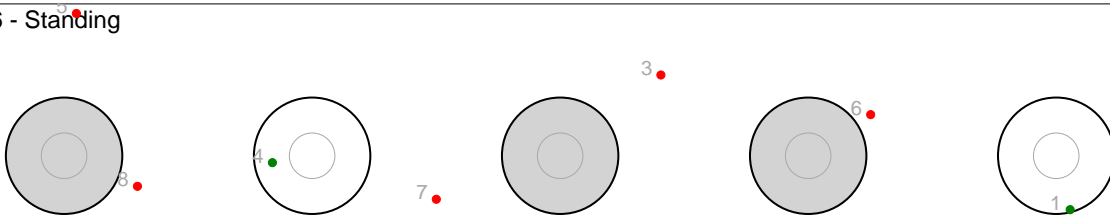
Series: 4 - Standing



Series: 5 - Prone



Series: 6 - Standing



The Biathlon score card presents accurate hit/miss and timing information in the results table. The graphic plot of each series, presents the location of the shots on each of the five targets. Please observe that the accuracy of the plotting has some limitations due to image resolution and/or printer quality. These results are anyway unofficial since only the final output from the timing system can provide complete and correct competition results.



N M mix stafett 2

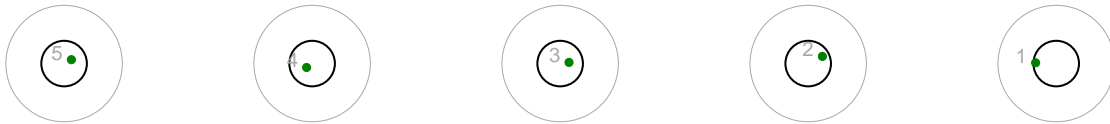
20180311 - Mix relay



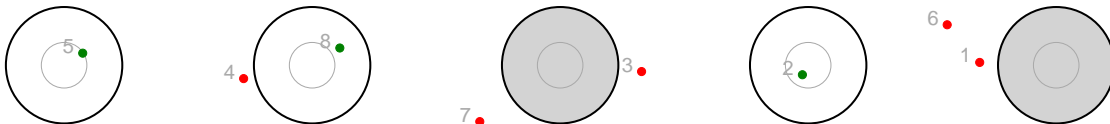
85 Buskerud

P	1S	2S	3S	4S	5S	6S	7S	8S	ShTm	Rnk	Sht.lmg.	P/S	La
0	10:51:30	0:02.7	0:02.7	0:02.5	0:02.6	-:--:-	-:--:-	-:--:-	00:10.5	-	⑤ ④ ③ ② ①	P	35
2	10:58:48	0:03.5	0:03.5	0:21.9	0:04.8	0:26.0	0:12.6	0:10.0	01:22.3	-	⑤ ⑧ ● ② ●	S	18
0	11:14:58	0:02.5	0:02.2	0:02.7	0:02.6	-:--:-	-:--:-	-:--:-	00:10.0	-	⑤ ④ ③ ② ①	P	24
3	11:23:04	0:03.4	0:02.6	0:03.4	0:03.0	0:10.0	0:10.3	0:10.0	00:42.7	-	① ● ⑦ ● ●	S	19
0	11:39:44	0:04.5	0:03.5	0:03.1	0:03.4	0:11.0	-:--:-	-:--:-	00:25.5	-	⑤ ④ ③ ⑥ ①	P	26
4	11:48:05	0:01.9	0:01.8	0:03.2	0:02.0	0:11.9	0:12.0	0:12.7	00:45.5	-	● ● ⑥ ● ●	S	26
9									03:36.5	-			

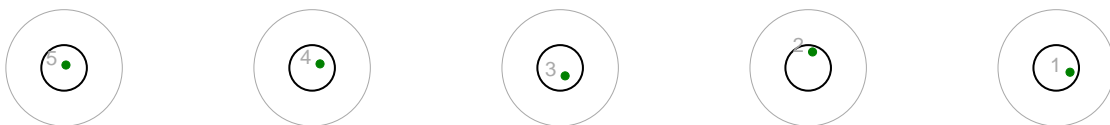
Series: 1 - Prone



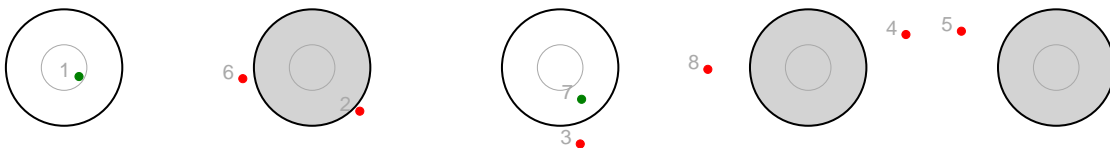
Series: 2 - Standing



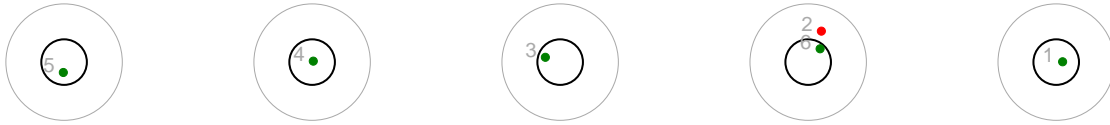
Series: 3 - Prone



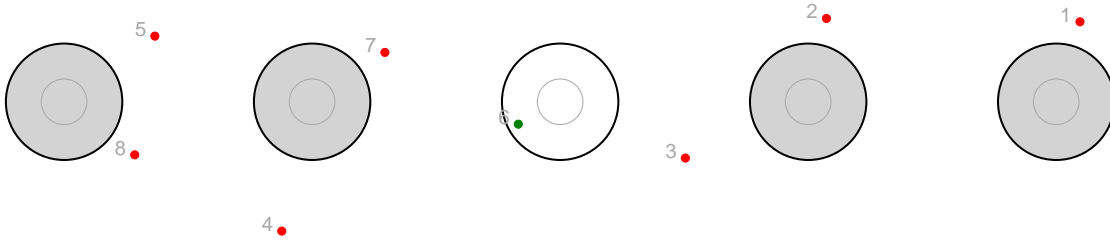
Series: 4 - Standing



Series: 5 - Prone



Series: 6 - Standing



The Biathlon score card presents accurate hit/miss and timing information in the results table. The graphic plot of each series, presents the location of the shots on each of the five targets. Please observe that the accuracy of the plotting has some limitations due to image resolution and/or printer quality. These results are anyway unofficial since only the final output from the timing system can provide complete and correct competition results.