



Miks stafett

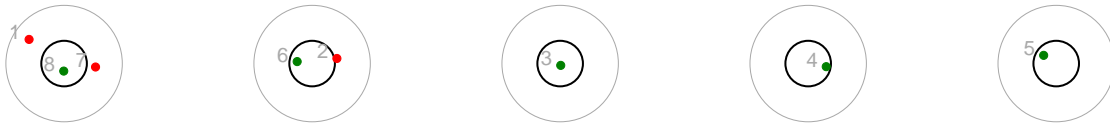
20180311 - Mix relay



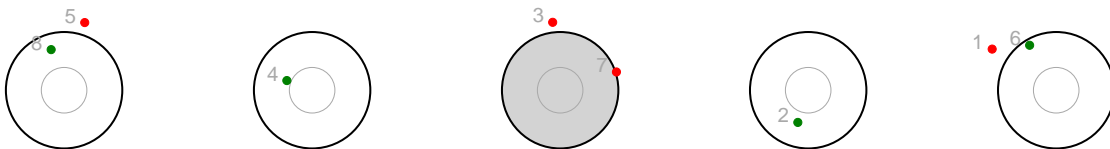
1

P	1S	2S	3S	4S	5S	6S	7S	8S	ShTm	Rnk	Sht.lmg.	P/S	La
0	09:05:53	0:05.3	0:06.1	0:04.7	0:03.8	0:14.7	0:07.1	0:08.8	00:50.5	-	⑧ ⑥ ③ ④ ⑤	P	1
1	09:13:07	0:03.3	0:03.1	0:03.2	0:02.8	0:11.8	0:09.4	0:10.4	00:44.0	-	⑧ ④ ● ② ⑥	S	24
0	09:26:30	0:03.3	0:02.3	0:02.2	0:03.0	0:11.6	-:--:-	-:--:-	00:22.4	-	⑥ ② ③ ④ ⑤	P	28
0	09:33:38	0:02.9	0:02.7	0:06.6	0:06.2	0:11.9	0:09.3	-:--:-	00:39.6	-	⑤ ④ ⑦ ⑥ ①	S	21
0	09:46:58	0:03.9	0:03.8	0:02.7	0:03.0	0:09.6	-:--:-	-:--:-	00:23.0	-	⑥ ② ③ ④ ⑤	P	20
0	09:54:06	0:03.1	0:02.8	0:02.1	0:01.9	0:07.8	0:07.4	0:08.5	00:33.6	-	⑧ ⑥ ④ ③ ②	S	15
1									03:33.1	-			

Series: 1 - Prone



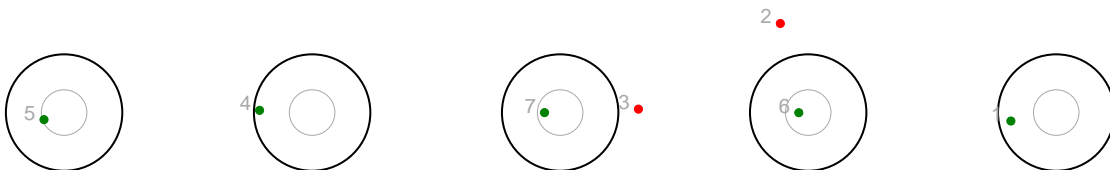
Series: 2 - Standing



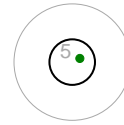
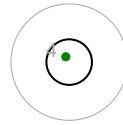
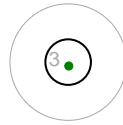
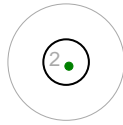
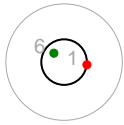
Series: 3 - Prone



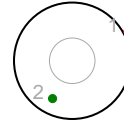
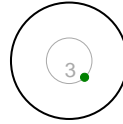
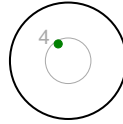
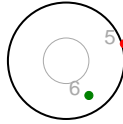
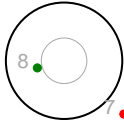
Series: 4 - Standing



Series: 5 - Prone



Series: 6 - Standing



The Biathlon score card presents accurate hit/miss and timing information in the results table. The graphic plot of each series, presents the location of the shots on each of the five targets. Please observe that the accuracy of the plotting has some limitations due to image resolution and/or printer quality. These results are anyway unofficial since only the final output from the timing system can provide complete and correct competition results.



Miks stafett

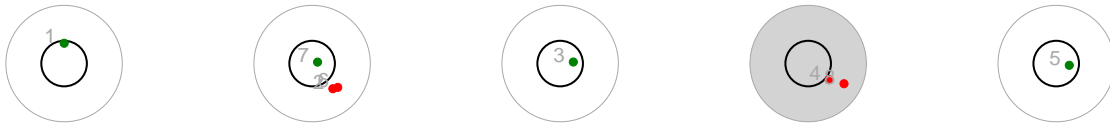
20180311 - Mix relay



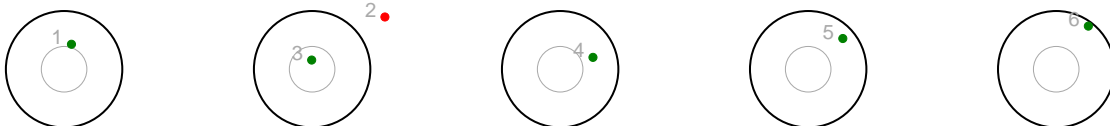
2

P	1S	2S	3S	4S	5S	6S	7S	8S	ShTm	Rnk	Sht.lmg.	P/S	La
1	09:05:31	0:02.7	0:03.9	0:02.7	0:02.5	0:06.1	0:07.7	0:08.0	00:33.6	-	① ⑦ ③ ● ⑤	P	2
0	09:12:10	0:02.9	0:03.4	0:02.7	0:03.1	0:06.8	-:-:-	-:-:-	00:18.9	-	① ③ ④ ⑤ ⑥	S	8
0	09:24:03	0:02.0	0:02.1	0:02.1	0:01.9	-:-:-	-:-:-	-:-:-	00:08.1	-	① ② ③ ④ ⑤	P	1
0	09:30:52	0:02.1	0:02.1	0:01.6	0:01.9	0:06.5	0:06.4	-:-:-	00:20.6	-	⑤ ④ ⑦ ② ①	S	1
0	09:43:43	0:05.1	0:03.8	0:03.5	0:04.2	0:08.7	0:08.1	-:-:-	00:33.4	-	① ② ③ ⑥ ⑦	P	1
0	09:51:00	0:02.3	0:03.3	0:02.3	0:03.1	0:07.2	-:-:-	-:-:-	00:18.2	-	① ⑥ ③ ④ ⑤	S	1
1									02:12.8	-			

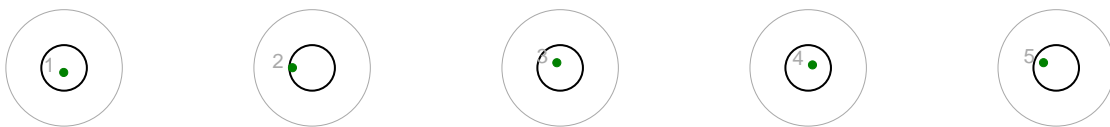
Series: 1 - Prone



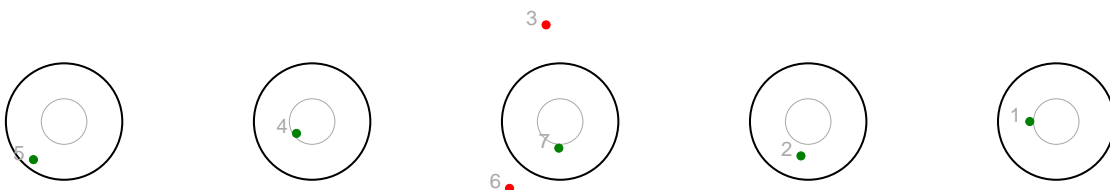
Series: 2 - Standing



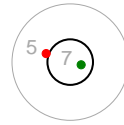
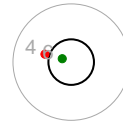
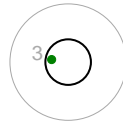
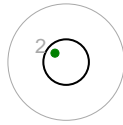
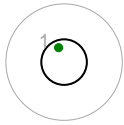
Series: 3 - Prone



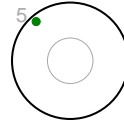
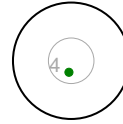
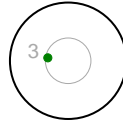
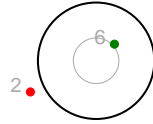
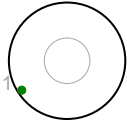
Series: 4 - Standing



Series: 5 - Prone



Series: 6 - Standing



The Biathlon score card presents accurate hit/miss and timing information in the results table. The graphic plot of each series, presents the location of the shots on each of the five targets. Please observe that the accuracy of the plotting has some limitations due to image resolution and/or printer quality. These results are anyway unofficial since only the final output from the timing system can provide complete and correct competition results.



Miks stafett

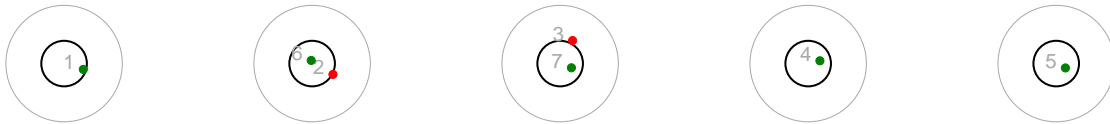
20180311 - Mix relay



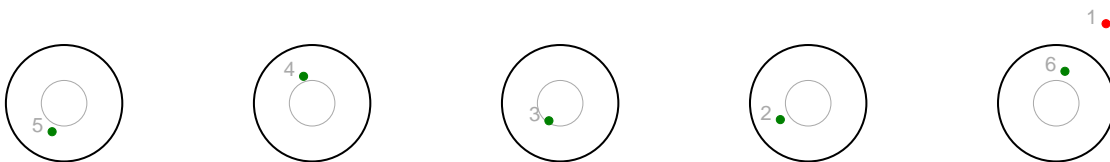
3

P	1S	2S	3S	4S	5S	6S	7S	8S	ShTm	Rnk	Sht.lmg.	P/S	La
0	09:05:45	0:02.8	0:02.8	0:04.3	0:02.4	0:09.9	0:07.9	-:--	00:30.1	-	① ⑥ ⑦ ④ ⑤	P	3
0	09:12:13	0:02.5	0:02.1	0:02.8	0:02.1	0:07.7	-:--	-:--	00:17.2	-	⑤ ④ ③ ② ⑥	S	12
0	09:24:22	0:02.0	0:02.0	0:01.9	0:02.0	-:--	-:--	-:--	00:07.9	-	① ② ③ ④ ⑤	P	5
0	09:31:32	0:02.0	0:01.8	0:01.5	0:01.5	0:08.5	-:--	-:--	00:15.3	-	⑥ ⑤ ③ ② ①	S	2
0	09:44:43	0:02.7	0:02.1	0:02.6	0:02.4	0:08.8	-:--	-:--	00:18.6	-	① ② ③ ④ ⑥	P	3
0	09:51:45	0:02.0	0:02.4	0:02.1	0:02.6	0:09.9	-:--	-:--	00:19.0	-	① ⑥ ③ ④ ⑤	S	4
0									01:48.1	-			

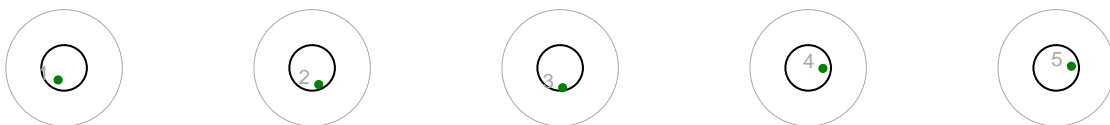
Series: 1 - Prone



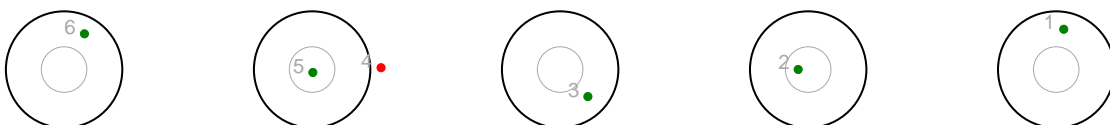
Series: 2 - Standing



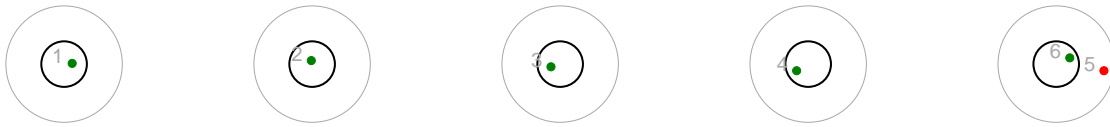
Series: 3 - Prone



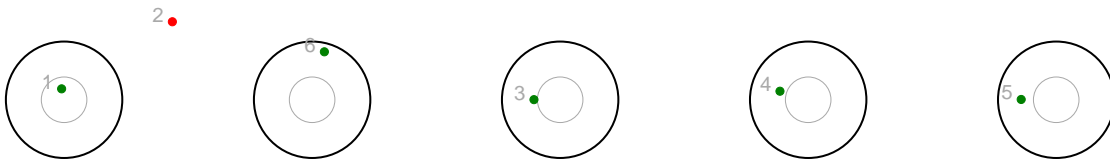
Series: 4 - Standing



Series: 5 - Prone



Series: 6 - Standing



The Biathlon score card presents accurate hit/miss and timing information in the results table. The graphic plot of each series, presents the location of the shots on each of the five targets. Please observe that the accuracy of the plotting has some limitations due to image resolution and/or printer quality. These results are anyway unofficial since only the final output from the timing system can provide complete and correct competition results.



Miks stafett

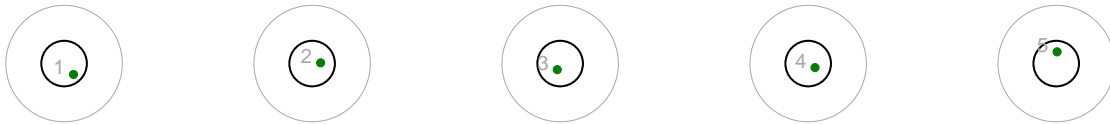
20180311 - Mix relay



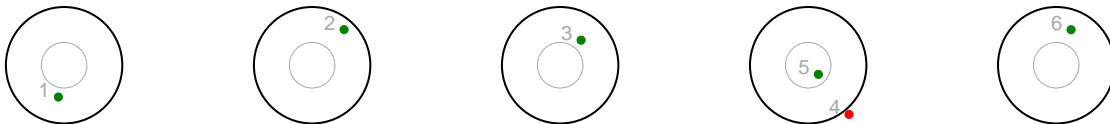
4

P	1S	2S	3S	4S	5S	6S	7S	8S	ShTm	Rnk	Sht.lmg.	P/S	La
0	09:05:49	0:04.3	0:02.6	0:02.7	0:04.4	-:--	-:--	-:--	00:14.0	-	① ② ③ ④ ⑤	P	4
0	09:12:06	0:05.2	0:03.0	0:03.1	0:03.2	0:08.6	-:--	-:--	00:23.1	-	① ② ③ ⑤ ⑥	S	4
0	09:24:29	0:03.2	0:03.8	0:03.0	0:04.5	-:--	-:--	-:--	00:14.5	-	① ② ③ ④ ⑤	P	3
0	09:31:32	0:02.5	0:03.3	0:05.8	0:12.0	0:13.8	0:10.8	-:--	00:48.2	-	⑤ ⑦ ③ ⑥ ①	S	3
0	09:44:48	0:02.5	0:02.4	0:02.6	0:02.4	0:05.9	0:06.5	-:--	00:22.3	-	⑤ ④ ⑥ ② ⑦	P	4
1	09:51:43	0:01.8	0:02.0	0:02.2	0:02.0	0:06.7	0:06.6	0:06.3	00:27.6	-	⑤ ⑧ ③ ● ①	S	3
1									02:29.7	-			

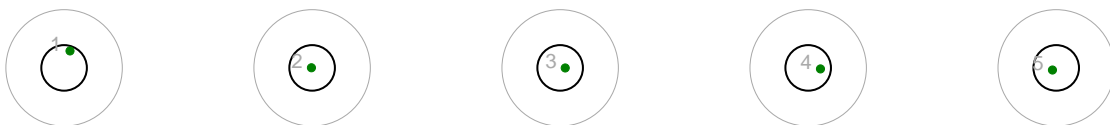
Series: 1 - Prone



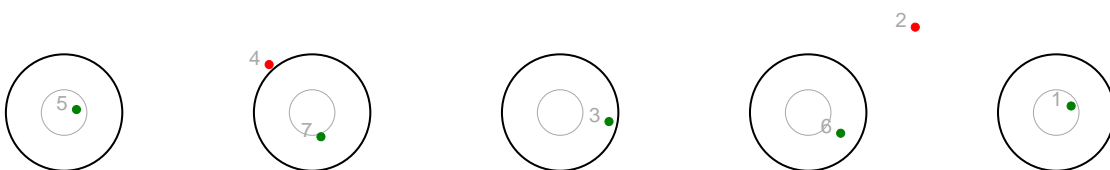
Series: 2 - Standing



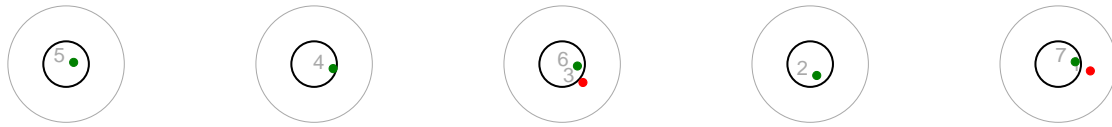
Series: 3 - Prone



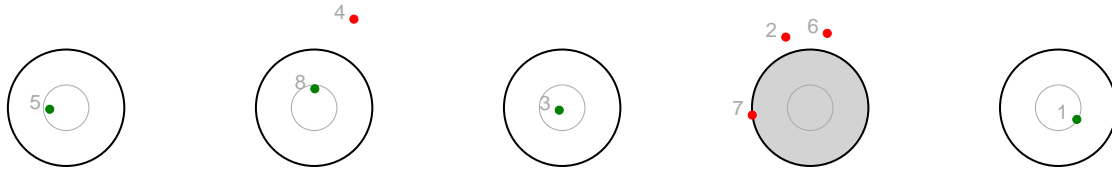
Series: 4 - Standing



Series: 5 - Prone



Series: 6 - Standing



The Biathlon score card presents accurate hit/miss and timing information in the results table. The graphic plot of each series, presents the location of the shots on each of the five targets. Please observe that the accuracy of the plotting has some limitations due to image resolution and/or printer quality. These results are anyway unofficial since only the final output from the timing system can provide complete and correct competition results.



Miks stafett

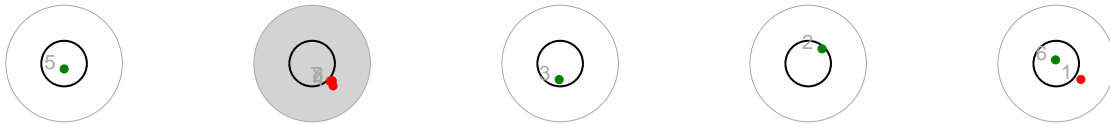
20180311 - Mix relay



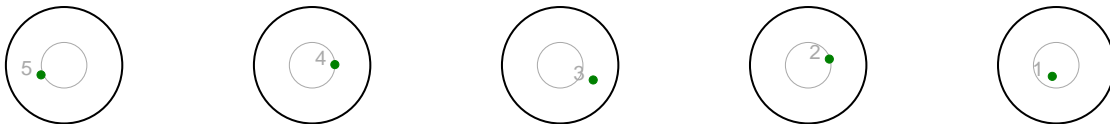
5

P	1S	2S	3S	4S	5S	6S	7S	8S	ShTm	Rnk	Sht.lmg.	P/S	La
1	09:05:48	0:07.1	0:03.7	0:02.9	0:06.8	0:08.9	0:10.2	0:15.9	00:55.5	-	⑤ ● ③ ② ⑥	P	5
0	09:13:14	0:04.8	0:02.4	0:02.2	0:02.5	-:--:-	-:--:-	-:--:-	00:11.9	-	⑤ ④ ③ ② ①	S	26
0	09:25:45	0:06.9	0:03.1	0:06.3	0:03.1	0:09.4	0:08.8	-:--:-	00:37.6	-	⑤ ④ ⑦ ② ⑥	P	21
0	09:33:27	0:02.2	0:02.5	0:02.3	0:02.4	0:12.1	0:10.5	0:11.2	00:43.2	-	⑧ ④ ⑦ ⑥ ①	S	17
0	09:47:01	0:03.1	0:03.0	0:02.1	0:02.4	-:--:-	-:--:-	-:--:-	00:10.6	-	⑤ ④ ③ ② ①	P	21
0	09:54:06	0:02.1	0:02.2	0:02.1	0:01.8	0:08.5	-:--:-	-:--:-	00:16.7	-	⑥ ④ ③ ② ①	S	14
1									02:55.5	-			

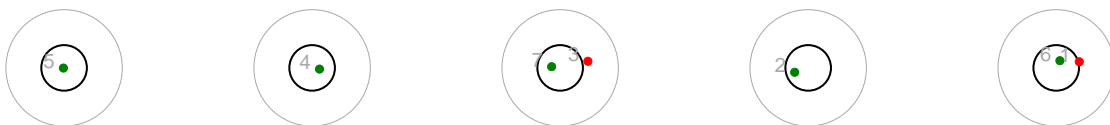
Series: 1 - Prone



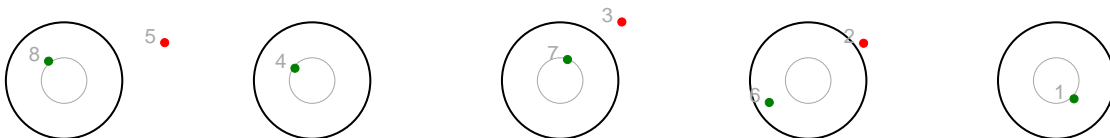
Series: 2 - Standing



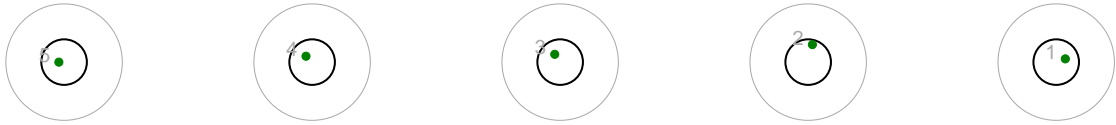
Series: 3 - Prone



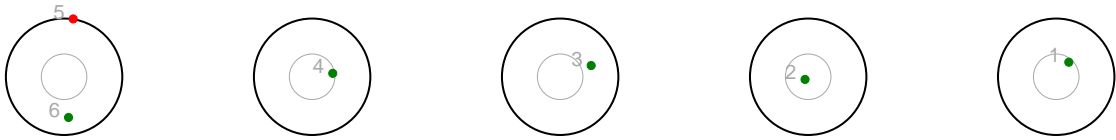
Series: 4 - Standing



Series: 5 - Prone



Series: 6 - Standing



The Biathlon score card presents accurate hit/miss and timing information in the results table. The graphic plot of each series, presents the location of the shots on each of the five targets. Please observe that the accuracy of the plotting has some limitations due to image resolution and/or printer quality. These results are anyway unofficial since only the final output from the timing system can provide complete and correct competition results.



Miks stafett

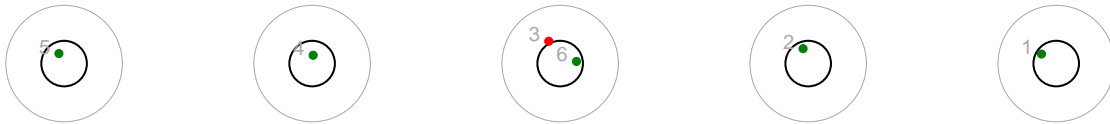
20180311 - Mix relay



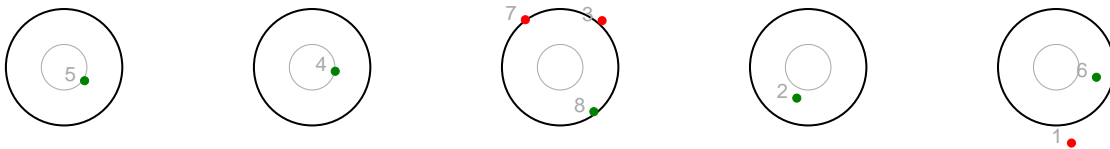
6

P	1S	2S	3S	4S	5S	6S	7S	8S	ShTm	Rnk	Sht.lmg.	P/S	La
0	09:05:41	0:03.8	0:03.4	0:04.8	0:04.0	0:11.0	-:--:-	-:--:-	00:27.0	-	⑤ ④ ⑥ ② ①	P	6
0	09:12:07	0:05.0	0:05.0	0:07.1	0:06.1	0:12.0	0:09.4	0:12.3	00:56.9	-	⑤ ④ ⑧ ② ⑥	S	1
0	09:24:44	0:02.9	0:02.7	0:02.6	0:02.4	-:--:-	-:--:-	-:--:-	00:10.6	-	⑤ ④ ③ ② ①	P	7
2	09:31:46	0:03.9	0:02.9	0:02.7	0:04.9	0:10.0	0:12.9	0:10.8	00:48.1	-	● ● ⑧ ② ①	S	4
2	09:46:48	0:02.2	0:02.2	0:05.8	0:10.3	0:05.6	0:07.3	0:08.5	00:41.9	-	⑤ ● ③ ② ●	P	16
0	09:55:25	0:01.6	0:01.7	0:01.8	0:01.9	0:10.2	0:06.4	-:--:-	00:23.6	-	⑦ ④ ⑥ ② ①	S	22
4									03:28.1	-			

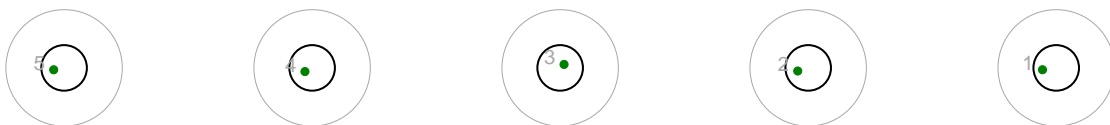
Series: 1 - Prone



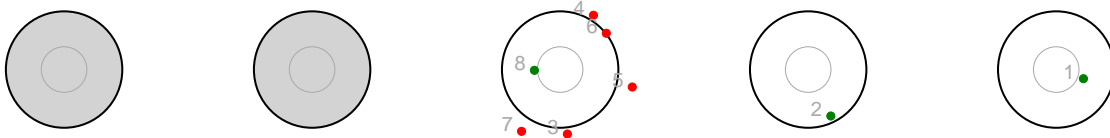
Series: 2 - Standing



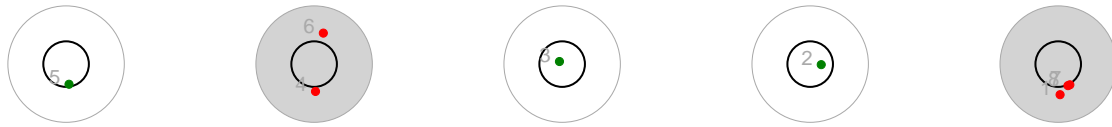
Series: 3 - Prone



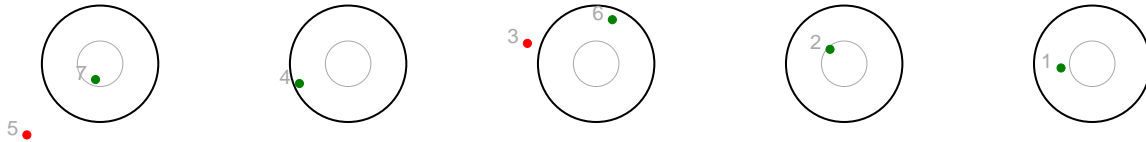
Series: 4 - Standing



Series: 5 - Prone



Series: 6 - Standing



The Biathlon score card presents accurate hit/miss and timing information in the results table. The graphic plot of each series, presents the location of the shots on each of the five targets. Please observe that the accuracy of the plotting has some limitations due to image resolution and/or printer quality. These results are anyway unofficial since only the final output from the timing system can provide complete and correct competition results.



Miks stafett

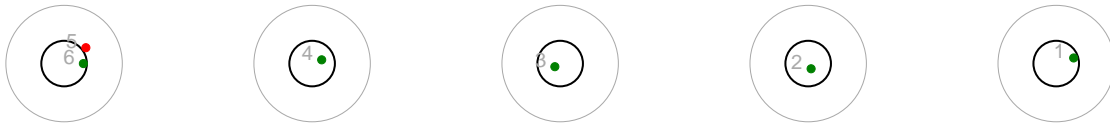
20180311 - Mix relay



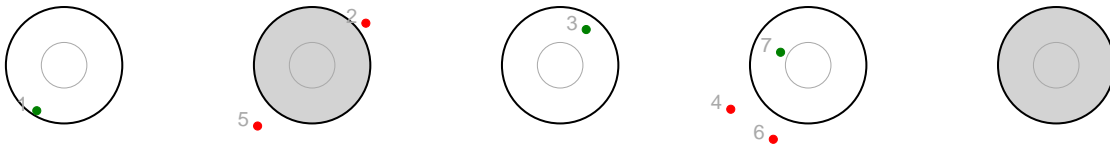
7

P	1S	2S	3S	4S	5S	6S	7S	8S	ShTm	Rnk	Sht.lmg.	P/S	La
0	09:05:48	0:03.1	0:02.5	0:02.8	0:03.4	0:11.4	-:--	-:--	00:23.2	-	⑥ ④ ③ ② ①	P	7
2	09:12:14	0:05.4	0:04.0	0:04.4	0:18.4	0:22.2	0:10.3	-:--	01:04.7	-	① ● ③ ⑦ ●	S	10
0	09:25:58	0:03.3	0:03.5	0:03.4	0:03.7	-:--	-:--	-:--	00:13.9	-	⑤ ④ ③ ② ①	P	22
0	09:33:06	0:02.5	0:02.6	0:02.5	0:02.4	0:08.4	-:--	-:--	00:18.4	-	⑤ ④ ③ ② ⑥	S	16
0	09:46:03	0:03.1	0:03.3	0:02.8	0:03.0	0:08.0	-:--	-:--	00:20.2	-	① ⑥ ③ ④ ⑤	P	9
0	09:53:25	0:02.4	0:02.0	0:01.6	0:02.0	0:07.3	-:--	-:--	00:15.3	-	⑤ ④ ⑥ ② ①	S	8
2									02:35.7	-			

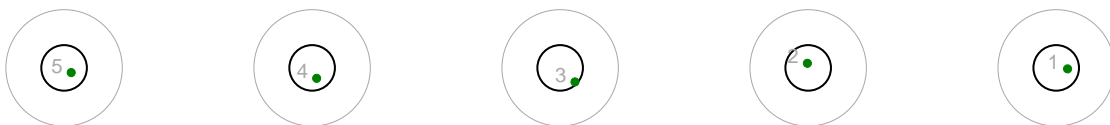
Series: 1 - Prone



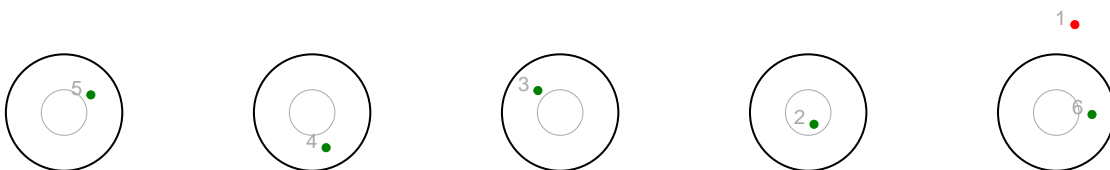
Series: 2 - Standing



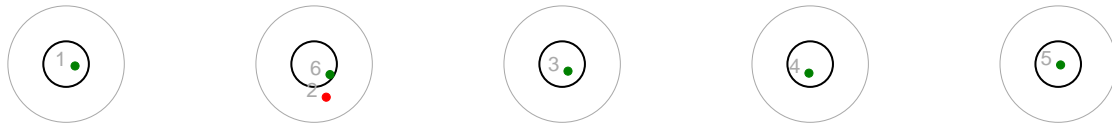
Series: 3 - Prone



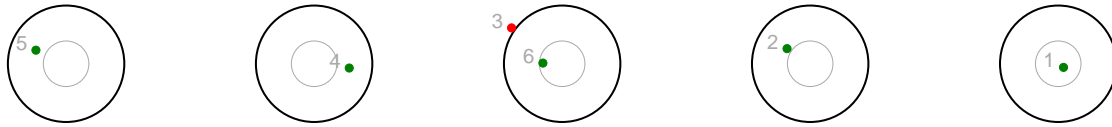
Series: 4 - Standing



Series: 5 - Prone



Series: 6 - Standing



The Biathlon score card presents accurate hit/miss and timing information in the results table. The graphic plot of each series, presents the location of the shots on each of the five targets. Please observe that the accuracy of the plotting has some limitations due to image resolution and/or printer quality. These results are anyway unofficial since only the final output from the timing system can provide complete and correct competition results.



Miks stafett

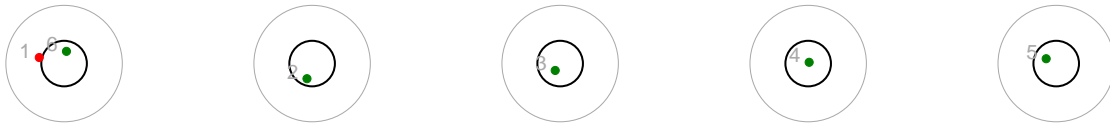
20180311 - Mix relay



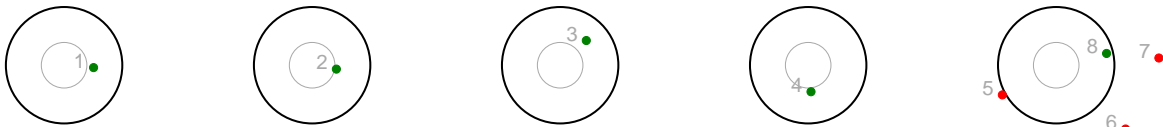
8

P	1S	2S	3S	4S	5S	6S	7S	8S	ShTm	Rnk	Sht.lmg.	P/S	La
0	09:05:37	0:05.4	0:03.0	0:02.4	0:02.8	0:17.1	-:--:-	-:--:-	00:30.7	-	⑥ ② ③ ④ ⑤	P	8
0	09:12:05	0:03.1	0:01.9	0:02.4	0:06.5	0:11.3	0:11.2	0:10.1	00:46.5	-	① ② ③ ④ ⑧	S	2
0	09:24:50	0:02.1	0:03.0	0:02.6	0:02.6	-:--:-	-:--:-	-:--:-	00:10.3	-	① ② ③ ④ ⑤	P	12
0	09:32:16	0:02.2	0:01.9	0:01.7	0:02.7	0:08.0	-:--:-	-:--:-	00:16.5	-	⑤ ⑥ ③ ② ①	S	11
0	09:46:10	0:03.9	0:03.8	0:04.2	0:04.2	0:09.4	0:08.7	0:13.8	00:48.0	-	① ② ⑥ ④ ⑧	P	10
0	09:54:20	0:03.7	0:03.3	0:03.3	0:05.7	0:08.6	0:08.4	0:07.7	00:40.7	-	⑥ ② ⑦ ⑧ ⑤	S	17
0									03:12.7	-			

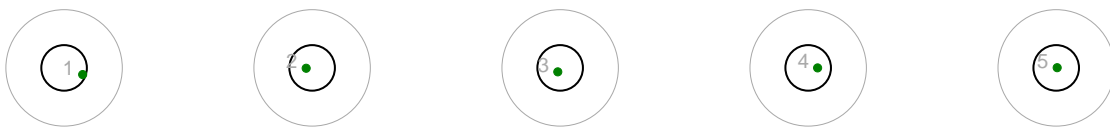
Series: 1 - Prone



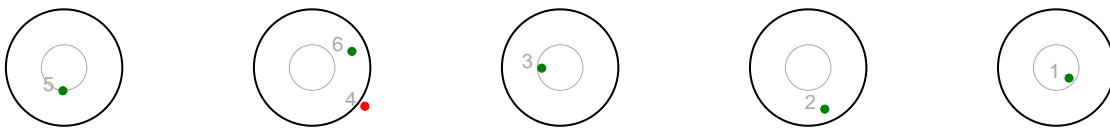
Series: 2 - Standing



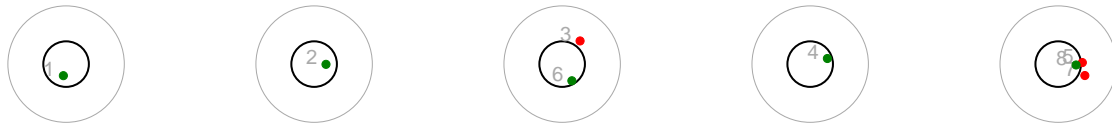
Series: 3 - Prone



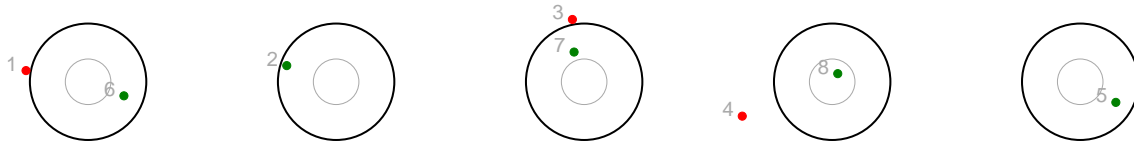
Series: 4 - Standing



Series: 5 - Prone



Series: 6 - Standing



The Biathlon score card presents accurate hit/miss and timing information in the results table. The graphic plot of each series, presents the location of the shots on each of the five targets. Please observe that the accuracy of the plotting has some limitations due to image resolution and/or printer quality. These results are anyway unofficial since only the final output from the timing system can provide complete and correct competition results.



Miks stafett

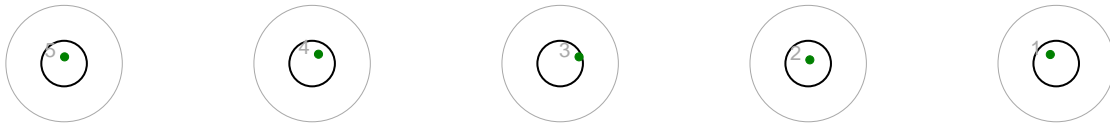
20180311 - Mix relay



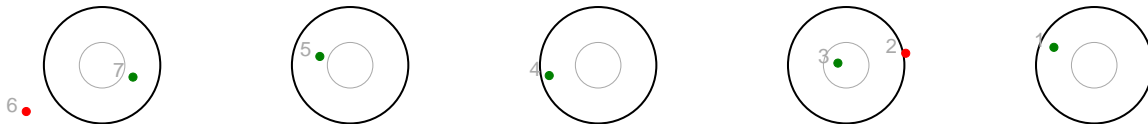
9

P	1S	2S	3S	4S	5S	6S	7S	8S	ShTm	Rnk	Sht.lmg.	P/S	La
0	09:05:50	0:03.4	0:02.8	0:02.7	0:02.6	-:--	-:--	-:--	00:11.5	-	⑤ ④ ③ ② ①	P	9
0	09:12:16	0:03.4	0:03.6	0:02.3	0:02.3	0:05.8	0:07.7	-:--	00:25.1	-	⑦ ⑤ ④ ③ ①	S	11
0	09:24:46	0:04.6	0:03.2	0:03.3	0:03.7	0:08.1	0:09.7	-:--	00:32.6	-	① ⑥ ③ ⑦ ⑤	P	8
0	09:32:15	0:03.8	0:02.9	0:02.5	0:02.8	-:--	-:--	-:--	00:12.0	-	① ② ③ ④ ⑤	S	8
0	09:45:11	0:03.0	0:03.0	0:02.5	0:02.4	0:11.1	-:--	-:--	00:22.0	-	⑥ ④ ③ ② ①	P	6
1	09:52:43	0:03.0	0:03.5	0:05.9	0:03.0	0:11.0	0:10.6	0:07.5	00:44.5	-	⑧ ④ ● ⑥ ①	S	6
1									02:27.7	-			

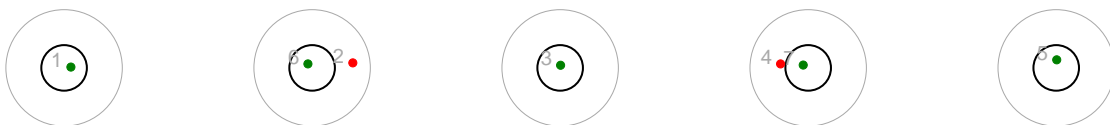
Series: 1 - Prone



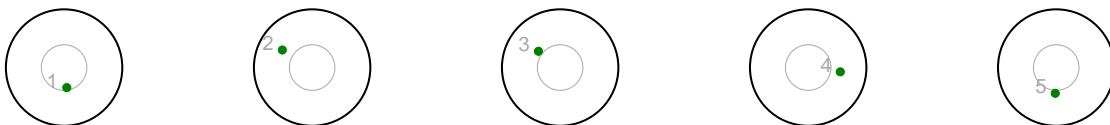
Series: 2 - Standing



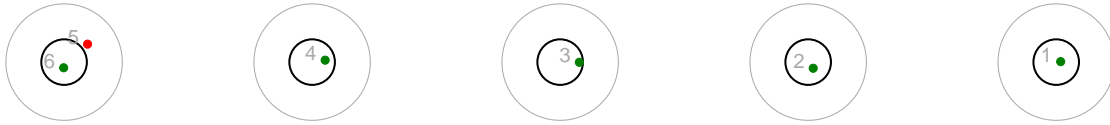
Series: 3 - Prone



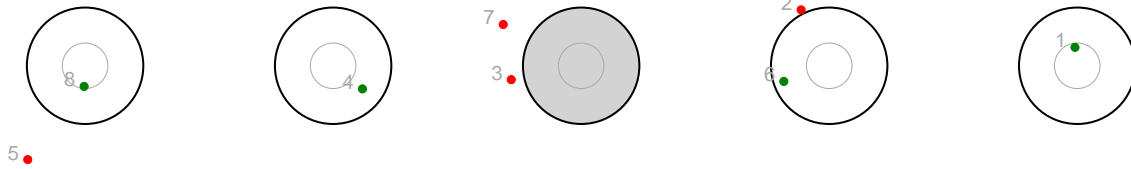
Series: 4 - Standing



Series: 5 - Prone



Series: 6 - Standing



The Biathlon score card presents accurate hit/miss and timing information in the results table. The graphic plot of each series, presents the location of the shots on each of the five targets. Please observe that the accuracy of the plotting has some limitations due to image resolution and/or printer quality. These results are anyway unofficial since only the final output from the timing system can provide complete and correct competition results.



Miks stafett

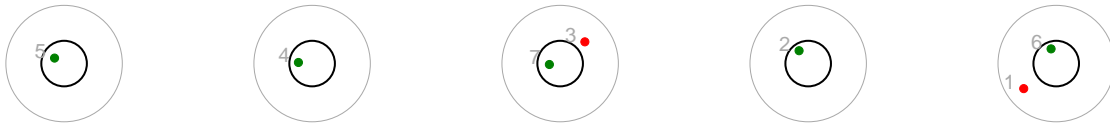
20180311 - Mix relay



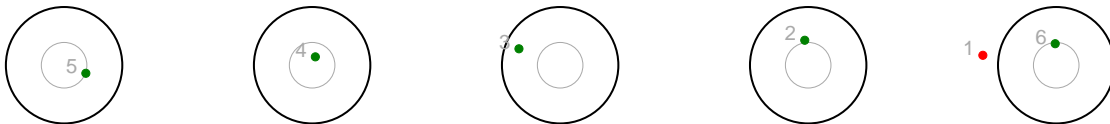
10

P	1S	2S	3S	4S	5S	6S	7S	8S	ShTm	Rnk	Sht.Img.	P/S	La
0	09:06:08	0:04.0	0:03.4	0:09.6	0:03.6	0:08.1	0:08.4	-:--	00:37.1	-	⑤ ④ ⑦ ② ⑥	P	10
0	09:13:21	0:04.0	0:04.6	0:04.4	0:04.2	0:10.4	-:--	-:--	00:27.6	-	⑤ ④ ③ ② ⑥	S	30
0	09:26:35	0:03.8	0:03.2	0:03.1	0:04.8	-:--	-:--	-:--	00:14.9	-	⑤ ④ ③ ② ①	P	26
0	09:33:42	0:02.9	0:02.6	0:02.8	0:03.0	0:08.7	-:--	-:--	00:20.0	-	⑤ ④ ⑥ ② ①	S	22
0	09:47:01	0:02.1	0:02.0	0:02.0	0:02.1	-:--	-:--	-:--	00:08.2	-	⑤ ④ ③ ② ①	P	18
0	09:54:14	0:01.9	0:02.1	0:02.2	0:02.4	0:09.2	0:09.3	0:08.5	00:35.6	-	⑤ ④ ⑧ ⑥ ①	S	16
0									02:23.4	-			

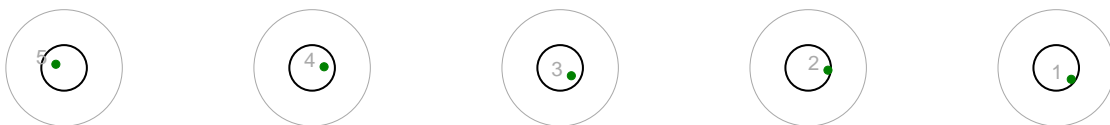
Series: 1 - Prone



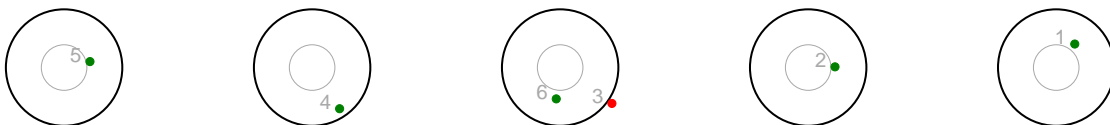
Series: 2 - Standing



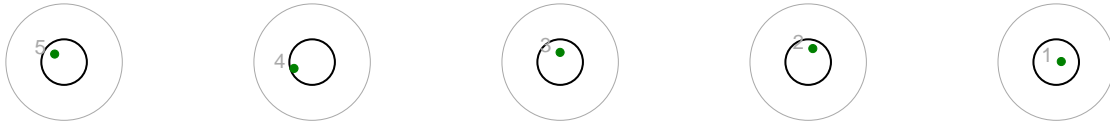
Series: 3 - Prone



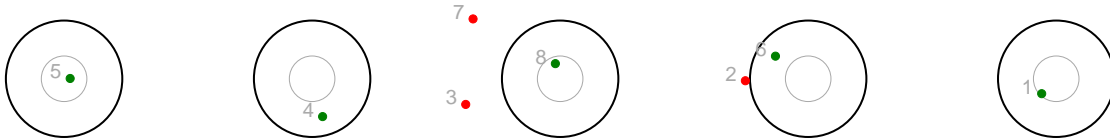
Series: 4 - Standing



Series: 5 - Prone



Series: 6 - Standing



The Biathlon score card presents accurate hit/miss and timing information in the results table. The graphic plot of each series, presents the location of the shots on each of the five targets. Please observe that the accuracy of the plotting has some limitations due to image resolution and/or printer quality. These results are anyway unofficial since only the final output from the timing system can provide complete and correct competition results.



Miks stafett

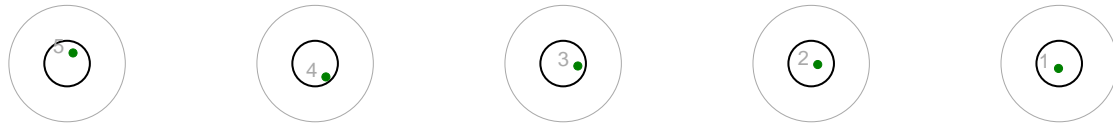
20180311 - Mix relay



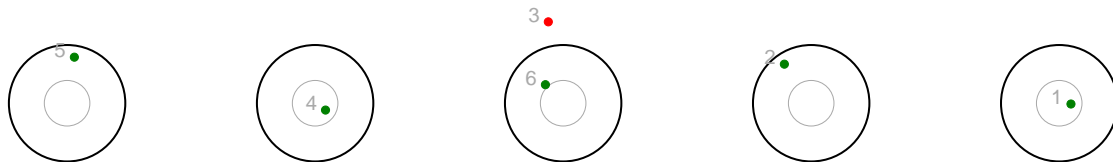
11

P	1S	2S	3S	4S	5S	6S	7S	8S	ShTm	Rnk	Sht.lmg.	P/S	La
0	09:06:12	0:04.5	0:03.1	0:04.4	0:03.2	-:--	-:--	-:--	00:15.2	-	⑤ ④ ③ ② ①	P	11
0	09:13:20	0:10.9	0:03.8	0:03.5	0:03.9	0:12.4	-:--	-:--	00:34.5	-	⑤ ④ ⑥ ② ①	S	28
0	09:26:30	0:03.9	0:02.6	0:02.6	0:02.6	0:10.8	-:--	-:--	00:22.5	-	① ② ③ ④ ⑥	P	27
0	09:33:33	0:02.1	0:02.2	0:02.1	0:02.2	0:08.8	-:--	-:--	00:17.4	-	① ⑥ ③ ④ ⑤	S	20
0	09:47:01	0:04.0	0:02.9	0:03.1	0:03.4	-:--	-:--	-:--	00:13.4	-	⑤ ④ ③ ② ①	P	17
0	09:54:24	0:02.9	0:02.3	0:02.6	0:02.2	0:08.7	0:08.1	-:--	00:26.8	-	⑦ ④ ③ ② ①	S	19
0									02:09.8	-			

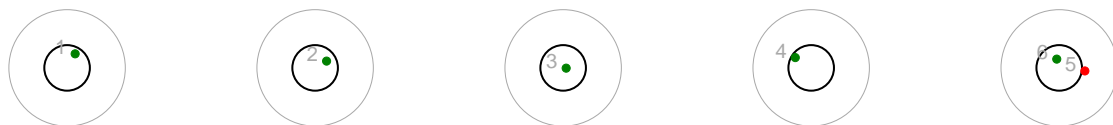
Series: 1 - Prone



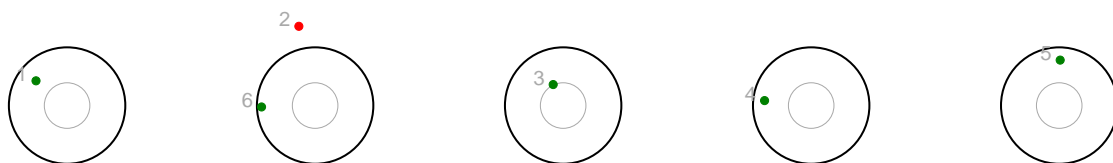
Series: 2 - Standing



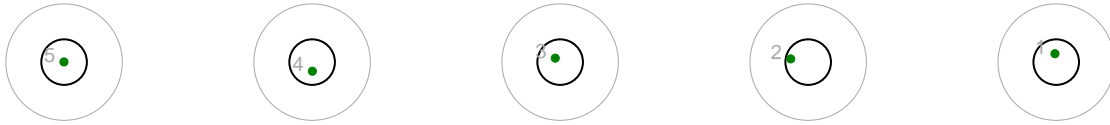
Series: 3 - Prone



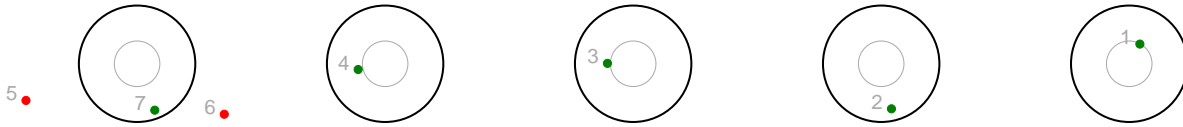
Series: 4 - Standing



Series: 5 - Prone



Series: 6 - Standing



The Biathlon score card presents accurate hit/miss and timing information in the results table. The graphic plot of each series, presents the location of the shots on each of the five targets. Please observe that the accuracy of the plotting has some limitations due to image resolution and/or printer quality. These results are anyway unofficial since only the final output from the timing system can provide complete and correct competition results.



Miks stafett

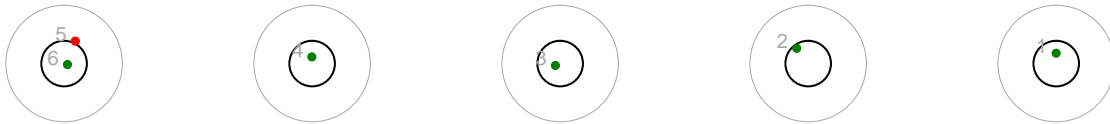
20180311 - Mix relay



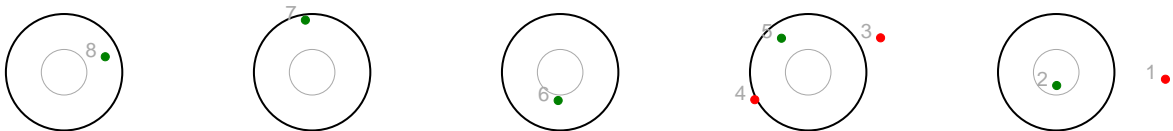
12

P	1S	2S	3S	4S	5S	6S	7S	8S	ShTm	Rnk	Sht.lmg.	P/S	La
0	09:05:36	0:04.2	0:02.8	0:03.0	0:03.0	0:08.5	-:--:-	-:--:-	00:21.5	-	⑥ ④ ③ ② ①	P	12
0	09:12:05	0:02.8	0:03.2	0:03.0	0:02.3	0:07.7	0:06.4	0:06.7	00:32.1	-	⑧ ⑦ ⑥ ⑤ ②	S	3
0	09:24:22	0:02.6	0:02.5	0:03.5	0:02.8	0:08.2	0:07.4	-:--:-	00:27.0	-	⑤ ④ ⑥ ⑦ ①	P	4
0	09:31:42	0:03.0	0:02.3	0:02.1	0:02.3	-:--:-	-:--:-	-:--:-	00:09.7	-	⑤ ④ ③ ② ①	S	5
0	09:44:44	0:03.6	0:03.2	0:03.1	0:03.2	0:07.4	-:--:-	-:--:-	00:20.5	-	⑥ ② ③ ④ ⑤	P	2
0	09:51:53	0:03.0	0:03.0	0:03.1	0:03.2	0:08.4	0:07.5	-:--:-	00:28.2	-	⑦ ⑥ ⑤ ④ ①	S	5
0									02:19.0	-			

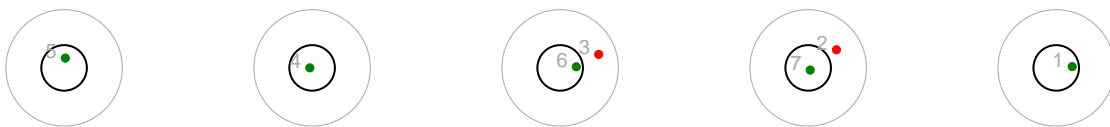
Series: 1 - Prone



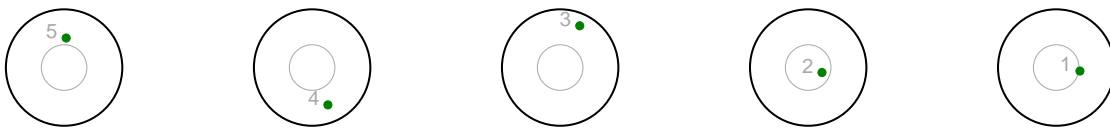
Series: 2 - Standing



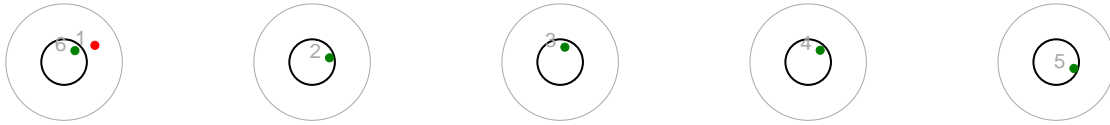
Series: 3 - Prone



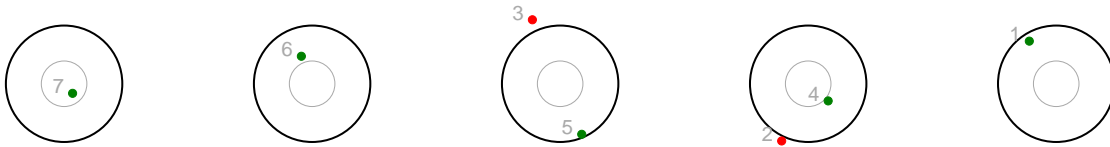
Series: 4 - Standing



Series: 5 - Prone



Series: 6 - Standing



The Biathlon score card presents accurate hit/miss and timing information in the results table. The graphic plot of each series, presents the location of the shots on each of the five targets. Please observe that the accuracy of the plotting has some limitations due to image resolution and/or printer quality. These results are anyway unofficial since only the final output from the timing system can provide complete and correct competition results.



Miks stafett

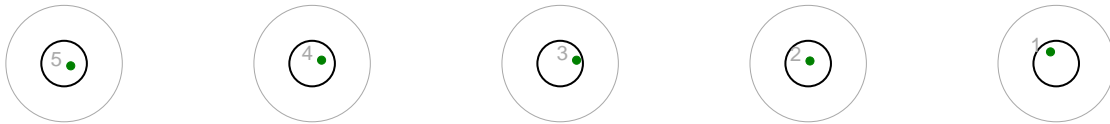
20180311 - Mix relay



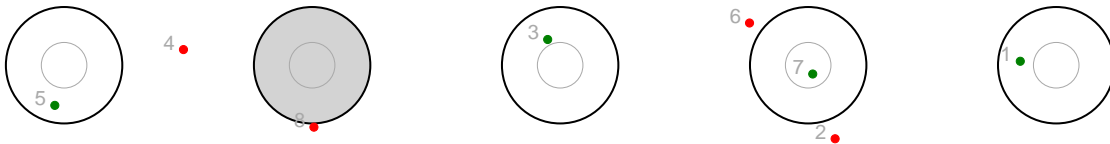
13

P	1S	2S	3S	4S	5S	6S	7S	8S	ShTm	Rnk	Sht.lmg.	P/S	La
0	09:06:01	0:06.4	0:05.4	0:05.4	0:05.9	-:--	-:--	-:--	00:23.1	-	⑤ ④ ③ ② ①	P	13
1	09:13:03	0:04.8	0:05.1	0:04.2	0:09.1	0:09.4	0:10.7	0:09.6	00:52.9	-	⑤ ● ③ ⑦ ①	S	23
0	09:27:54	0:07.4	0:05.3	0:06.4	0:07.2	0:10.7	0:09.9	0:10.4	00:57.3	-	① ⑥ ③ ⑦ ⑧	P	32
0	09:36:57	0:04.3	0:04.2	0:04.8	0:05.1	0:08.4	-:--	-:--	00:26.8	-	① ② ⑥ ④ ⑤	S	31
0	09:51:32	0:03.3	0:09.3	0:03.9	0:06.3	0:10.2	0:13.1	-:--	00:46.1	-	⑥ ⑦ ③ ④ ⑤	P	30
1	09:59:32	0:02.9	0:06.5	0:02.6	0:04.5	0:08.1	0:06.2	0:07.2	00:38.0	-	⑤ ⑦ ③ ⑥ ●	S	29
2									04:04.2	-			

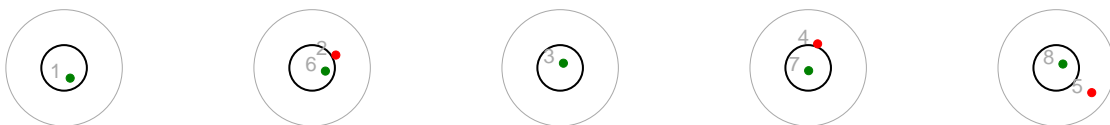
Series: 1 - Prone



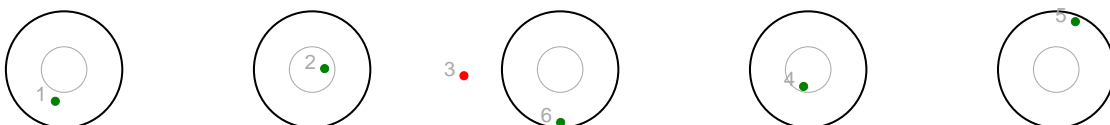
Series: 2 - Standing



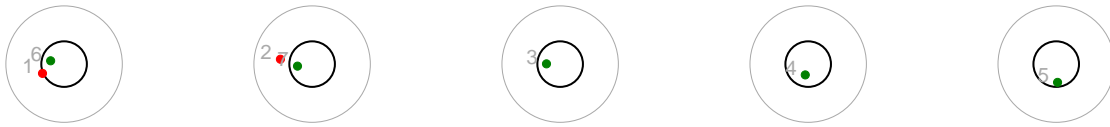
Series: 3 - Prone



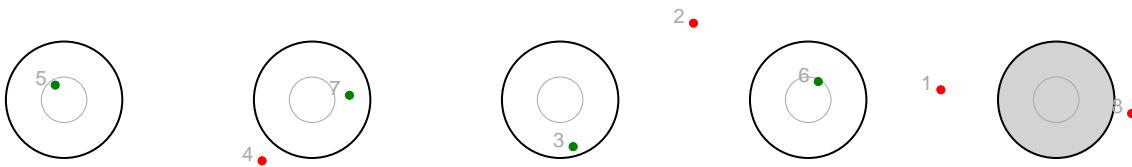
Series: 4 - Standing



Series: 5 - Prone



Series: 6 - Standing



The Biathlon score card presents accurate hit/miss and timing information in the results table. The graphic plot of each series, presents the location of the shots on each of the five targets. Please observe that the accuracy of the plotting has some limitations due to image resolution and/or printer quality. These results are anyway unofficial since only the final output from the timing system can provide complete and correct competition results.



Miks stafett

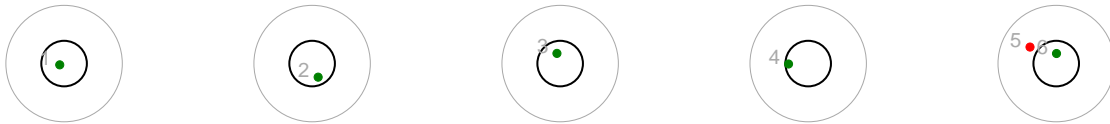
20180311 - Mix relay



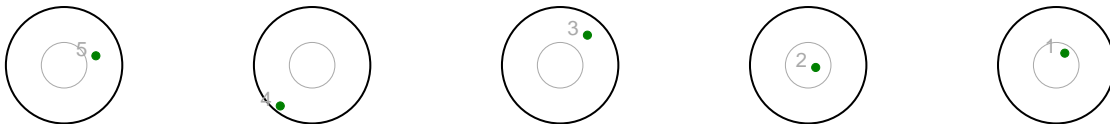
14

P	1S	2S	3S	4S	5S	6S	7S	8S	ShTm	Rnk	Sht.Img.	P/S	La
0	09:05:37	0:02.4	0:02.1	0:02.5	0:02.3	0:07.6	-:--	-:--	00:16.9	-	① ② ③ ④ ⑥	P	14
0	09:12:07	0:02.5	0:02.7	0:09.1	0:02.8	-:--	-:--	-:--	00:17.1	-	⑤ ④ ③ ② ①	S	6
2	09:24:27	0:04.4	0:05.5	0:08.4	0:05.9	0:13.0	0:10.9	0:10.2	00:58.3	-	⑥ ⑦ ● ④ ●	P	2
0	09:33:00	0:02.2	0:02.2	0:02.2	0:02.2	0:08.6	-:--	-:--	00:17.4	-	⑤ ④ ③ ② ⑥	S	15
0	09:46:07	0:03.4	0:02.9	0:02.8	0:02.8	-:--	-:--	-:--	00:11.9	-	⑤ ④ ③ ② ①	P	14
0	09:53:13	0:02.6	0:02.4	0:02.6	0:02.5	0:07.7	-:--	-:--	00:17.8	-	⑤ ④ ⑥ ② ①	S	7
2									02:19.4	-			

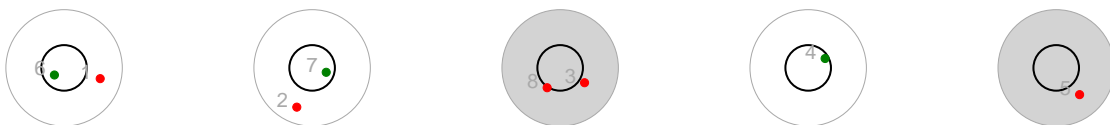
Series: 1 - Prone



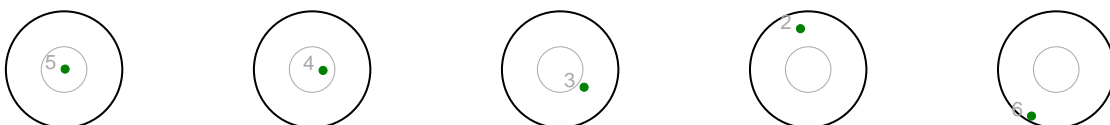
Series: 2 - Standing



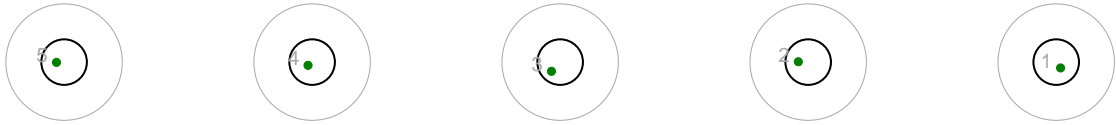
Series: 3 - Prone



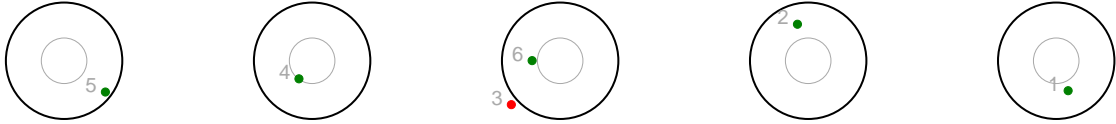
Series: 4 - Standing



Series: 5 - Prone



Series: 6 - Standing



The Biathlon score card presents accurate hit/miss and timing information in the results table. The graphic plot of each series, presents the location of the shots on each of the five targets. Please observe that the accuracy of the plotting has some limitations due to image resolution and/or printer quality. These results are anyway unofficial since only the final output from the timing system can provide complete and correct competition results.



Miks stafett

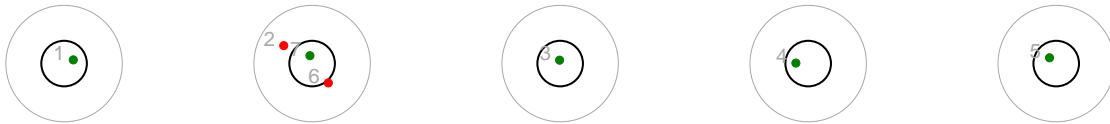
20180311 - Mix relay



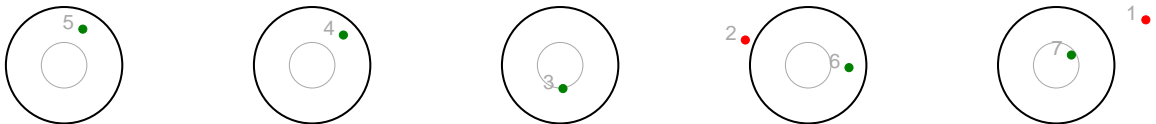
15

P	1S	2S	3S	4S	5S	6S	7S	8S	ShTm	Rnk	Sht.lmg.	P/S	La
0	09:05:46	0:03.5	0:02.8	0:02.4	0:02.6	0:10.9	0:11.0	-:--	00:33.2	-	① ⑦ ③ ④ ⑤	P	15
0	09:12:16	0:02.8	0:02.8	0:02.0	0:01.9	0:08.8	0:21.6	-:--	00:39.9	-	⑤ ④ ③ ⑥ ⑦	S	14
3	09:25:07	0:03.5	0:06.7	0:04.4	0:04.3	0:07.0	0:06.5	0:08.1	00:40.5	-	● ● ● ⑧ ⑥	P	15
0	09:34:42	0:04.3	0:03.6	0:04.3	0:04.5	0:08.9	0:08.5	-:--	00:34.1	-	⑤ ⑦ ③ ② ⑥	S	27
0	09:49:32	0:03.2	0:06.1	0:05.8	0:03.3	0:09.8	0:09.3	0:09.3	00:46.8	-	⑤ ④ ⑧ ⑦ ⑥	P	26
3	09:57:58	0:02.6	0:02.3	0:02.6	0:04.2	0:08.2	0:09.3	0:08.2	00:37.4	-	● ● ● ⑦ ①	S	25
6									03:51.9	-			

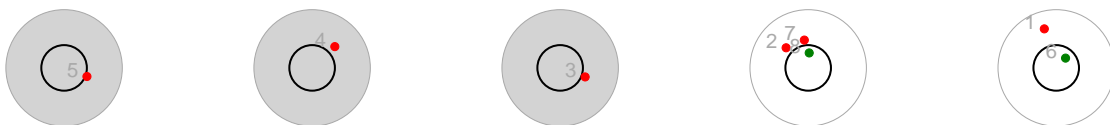
Series: 1 - Prone



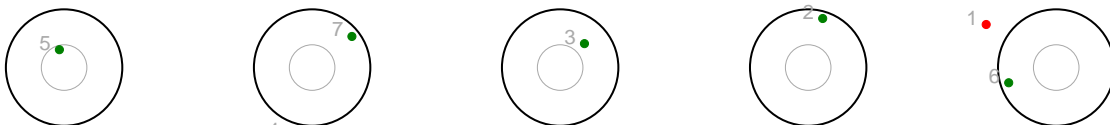
Series: 2 - Standing



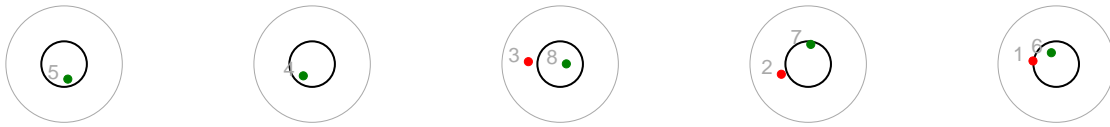
Series: 3 - Prone



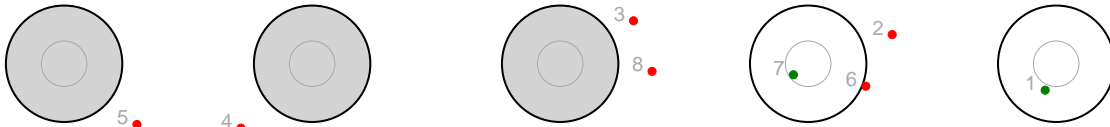
Series: 4 - Standing



Series: 5 - Prone



Series: 6 - Standing



The Biathlon score card presents accurate hit/miss and timing information in the results table. The graphic plot of each series, presents the location of the shots on each of the five targets. Please observe that the accuracy of the plotting has some limitations due to image resolution and/or printer quality. These results are anyway unofficial since only the final output from the timing system can provide complete and correct competition results.



Miks stafett

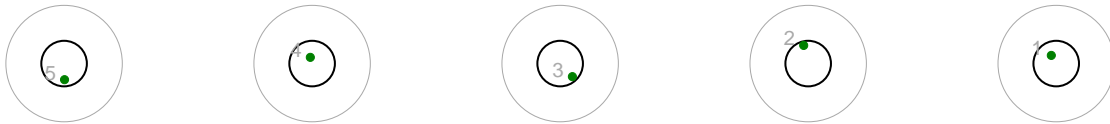
20180311 - Mix relay



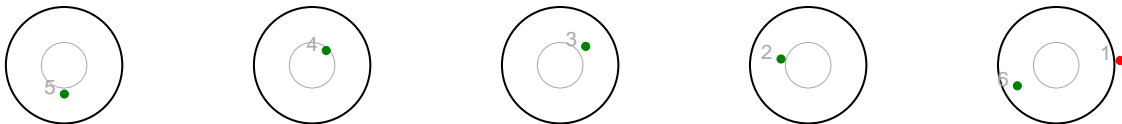
16

P	1S	2S	3S	4S	5S	6S	7S	8S	ShTm	Rnk	Sht.lmg.	P/S	La
0	09:05:48	0:02.7	0:02.5	0:04.1	0:16.5	-:--:-	-:--:-	-:--:-	00:25.8	-	⑤ ④ ③ ② ①	P	16
0	09:12:21	0:03.3	0:02.8	0:02.5	0:02.5	0:13.9	-:--:-	-:--:-	00:25.0	-	⑤ ④ ③ ② ⑥	S	16
0	09:24:38	0:03.1	0:03.6	0:04.1	0:04.8	0:09.4	0:09.0	-:--:-	00:34.0	-	① ⑦ ⑥ ④ ⑤	P	6
0	09:32:09	0:02.6	0:02.4	0:02.4	0:02.6	0:10.6	-:--:-	-:--:-	00:20.6	-	⑤ ④ ⑥ ② ①	S	9
0	09:44:59	0:02.0	0:02.1	0:02.0	0:02.2	-:--:-	-:--:-	-:--:-	00:08.3	-	① ② ③ ④ ⑤	P	5
1	09:51:42	0:02.0	0:01.8	0:01.8	0:01.8	0:09.6	0:10.0	0:10.9	00:37.9	-	● ⑤ ④ ② ①	S	2
1									02:31.6	-			

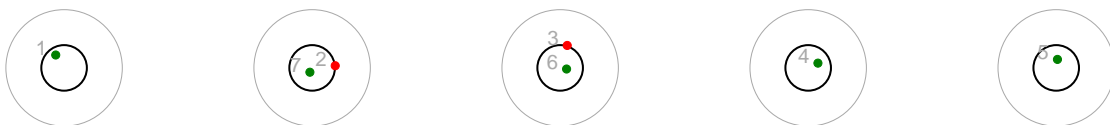
Series: 1 - Prone



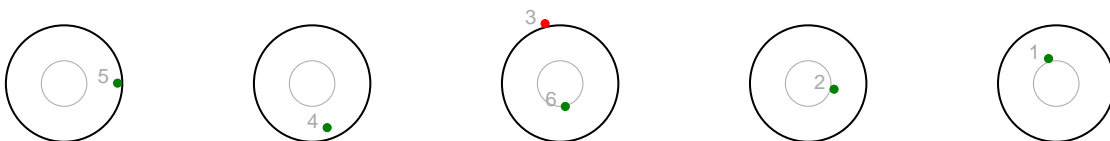
Series: 2 - Standing



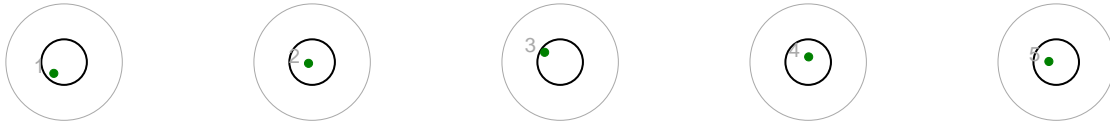
Series: 3 - Prone



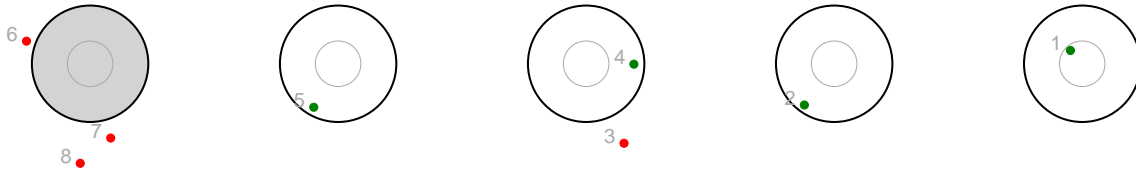
Series: 4 - Standing



Series: 5 - Prone



Series: 6 - Standing



The Biathlon score card presents accurate hit/miss and timing information in the results table. The graphic plot of each series, presents the location of the shots on each of the five targets. Please observe that the accuracy of the plotting has some limitations due to image resolution and/or printer quality. These results are anyway unofficial since only the final output from the timing system can provide complete and correct competition results.



Miks stafett

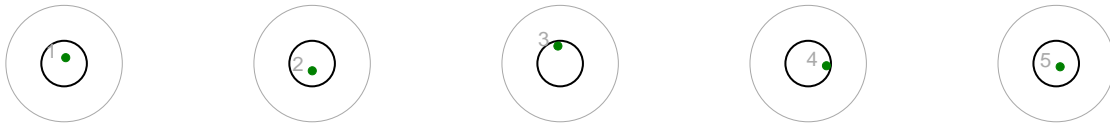
20180311 - Mix relay



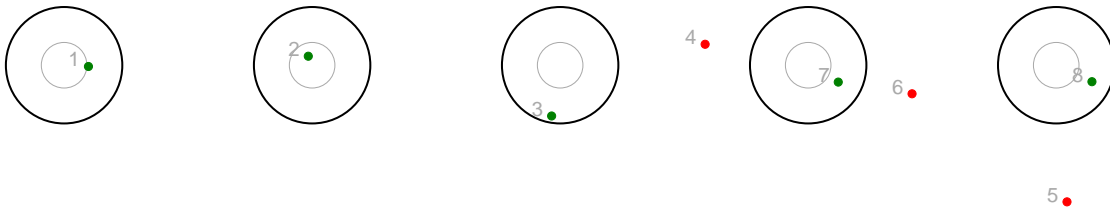
17

P	1S	2S	3S	4S	5S	6S	7S	8S	ShTm	Rnk	Sht.lmg.	P/S	La
0	09:05:45	0:03.7	0:03.6	0:03.5	0:03.4	-:--	-:--	-:--	00:14.2	-	① ② ③ ④ ⑤	P	17
0	09:12:11	0:02.8	0:02.1	0:01.9	0:01.8	0:07.9	0:07.1	0:06.9	00:30.5	-	① ② ③ ⑦ ⑧	S	7
0	09:24:56	0:04.1	0:03.9	0:03.9	0:03.9	-:--	-:--	-:--	00:15.8	-	⑤ ④ ③ ② ①	P	13
0	09:32:24	0:03.2	0:04.0	0:03.6	0:03.0	0:07.3	-:--	-:--	00:21.1	-	⑤ ④ ③ ② ⑥	S	13
0	09:46:03	0:02.6	0:02.1	0:02.6	0:03.0	0:10.4	0:06.4	-:--	00:27.1	-	① ② ④ ⑥ ⑦	P	12
1	09:53:54	0:03.1	0:04.5	0:02.8	0:02.1	0:08.0	0:12.9	-:--	00:33.4	-	① ⑤ ④ ⑥ ●	S	13
1									02:22.1	-			

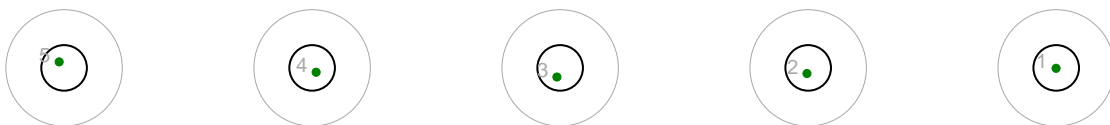
Series: 1 - Prone



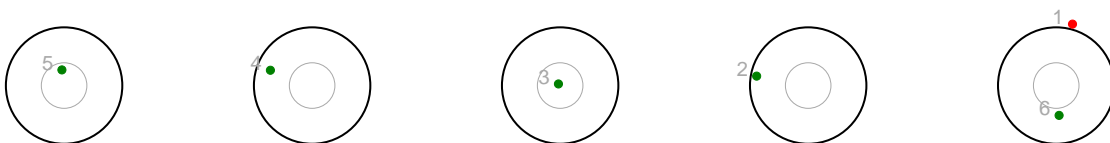
Series: 2 - Standing



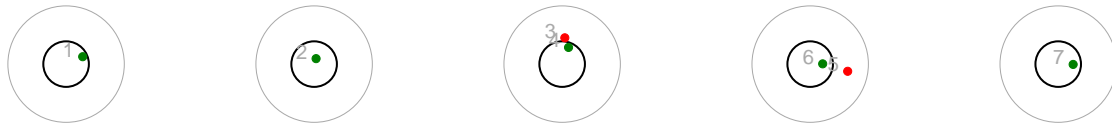
Series: 3 - Prone



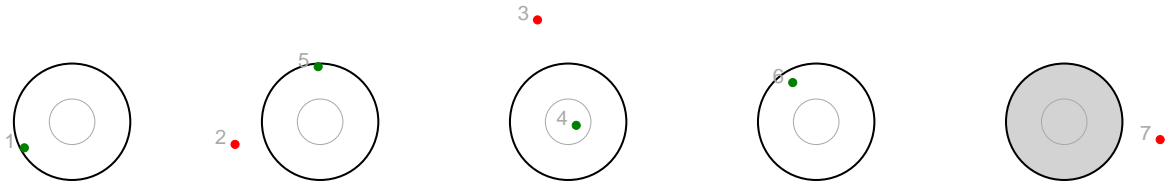
Series: 4 - Standing



Series: 5 - Prone



Series: 6 - Standing



The Biathlon score card presents accurate hit/miss and timing information in the results table. The graphic plot of each series, presents the location of the shots on each of the five targets. Please observe that the accuracy of the plotting has some limitations due to image resolution and/or printer quality. These results are anyway unofficial since only the final output from the timing system can provide complete and correct competition results.



Miks stafett

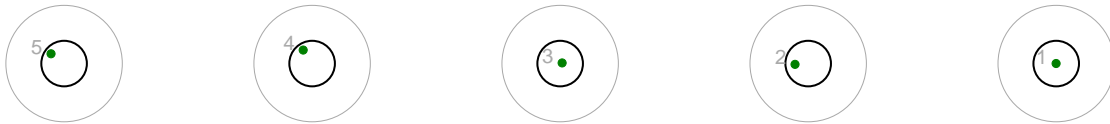
20180311 - Mix relay



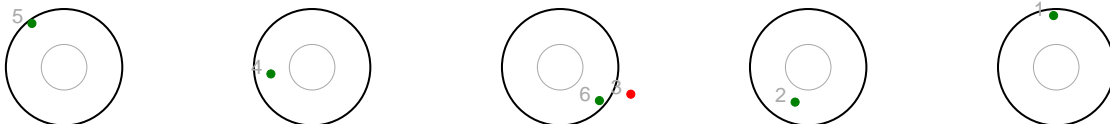
18

P	1S	2S	3S	4S	5S	6S	7S	8S	ShTm	Rnk	Sht.lmg.	P/S	La
0	09:05:52	0:04.7	0:04.4	0:03.9	0:03.6	-:--	-:--	-:--	00:16.6	-	⑤ ④ ③ ② ①	P	18
0	09:12:27	0:04.5	0:04.2	0:03.6	0:03.7	0:11.0	-:--	-:--	00:27.0	-	⑤ ④ ⑥ ② ①	S	15
0	09:24:44	0:03.0	0:02.6	0:02.4	0:02.4	-:--	-:--	-:--	00:10.4	-	① ② ③ ④ ⑤	P	10
2	09:31:59	0:03.1	0:04.8	0:02.7	0:02.9	0:07.3	0:06.2	0:06.8	00:33.8	-	⑤ ⑧ ③ ● ●	S	6
0	09:46:09	0:04.2	0:04.0	0:03.0	0:03.1	-:--	-:--	-:--	00:14.3	-	⑤ ④ ③ ② ①	P	13
4	09:53:27	0:15.3	0:04.1	0:04.4	0:03.2	0:25.3	0:09.6	0:12.6	01:14.5	-	● ● ● ② ●	S	9
6									02:56.6	-			

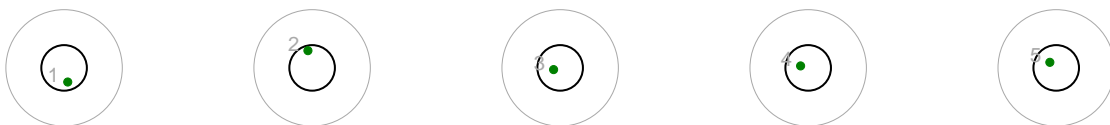
Series: 1 - Prone



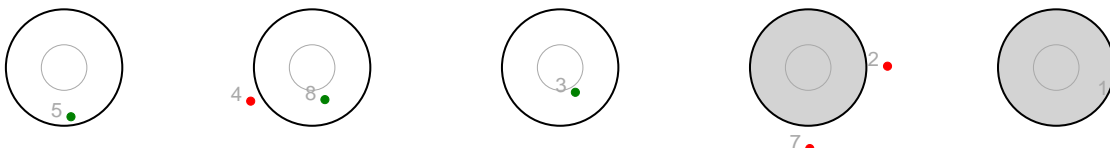
Series: 2 - Standing



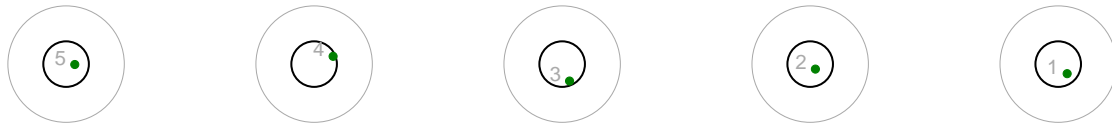
Series: 3 - Prone



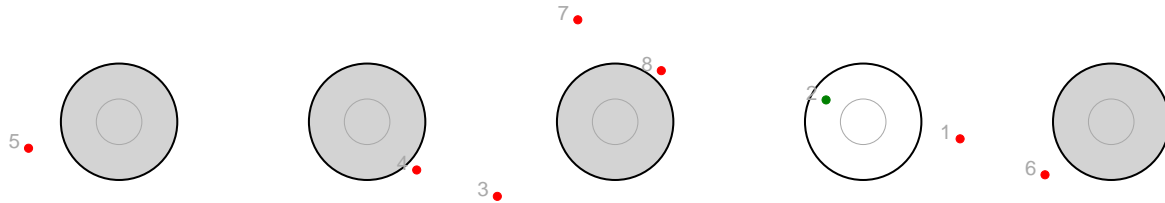
Series: 4 - Standing



Series: 5 - Prone



Series: 6 - Standing



The Biathlon score card presents accurate hit/miss and timing information in the results table. The graphic plot of each series, presents the location of the shots on each of the five targets. Please observe that the accuracy of the plotting has some limitations due to image resolution and/or printer quality. These results are anyway unofficial since only the final output from the timing system can provide complete and correct competition results.



Miks stafett

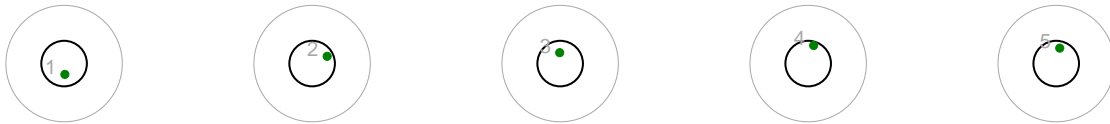
20180311 - Mix relay



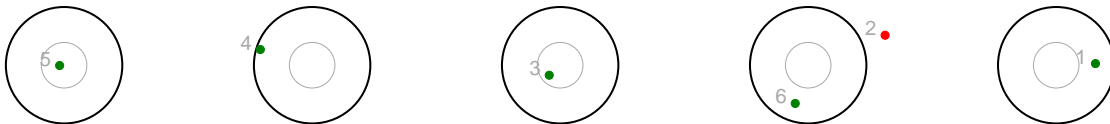
19

P	1S	2S	3S	4S	5S	6S	7S	8S	ShTm	Rnk	Sht.lmg.	P/S	La
0	09:05:57	0:03.9	0:03.5	0:03.0	0:03.2	-:--	-:--	-:--	00:13.6	-	① ② ③ ④ ⑤	P	19
0	09:12:29	0:02.7	0:02.8	0:02.4	0:02.4	0:11.8	-:--	-:--	00:22.1	-	⑤ ④ ③ ⑥ ①	S	18
0	09:24:59	0:03.2	0:03.7	0:03.3	0:03.2	0:08.8	-:--	-:--	00:22.2	-	① ⑥ ③ ④ ⑤	P	14
0	09:32:12	0:05.0	0:03.2	0:03.0	0:05.5	0:08.6	0:08.3	0:08.3	00:41.9	-	⑤ ⑦ ③ ② ⑧	S	10
1	09:45:27	0:02.6	0:04.5	0:05.6	0:06.5	0:19.3	0:09.0	0:09.2	00:56.7	-	● ⑧ ⑦ ⑥ ⑤	P	7
0	09:53:46	0:02.7	0:02.9	0:02.6	0:02.7	0:12.2	0:12.2	-:--	00:35.3	-	⑤ ⑦ ③ ② ①	S	10
1									03:11.8	-			

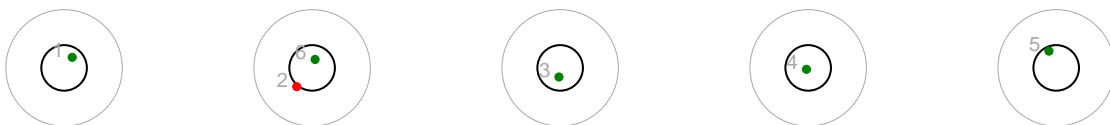
Series: 1 - Prone



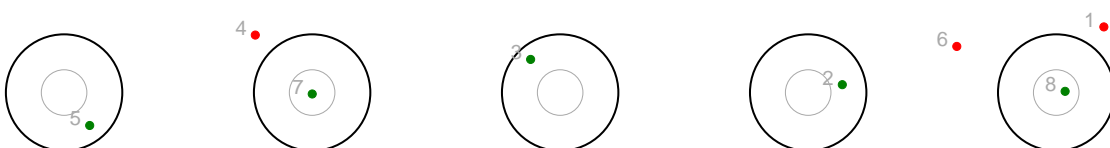
Series: 2 - Standing



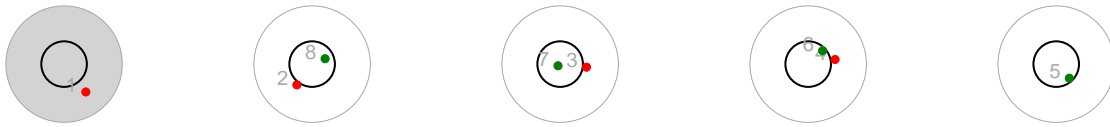
Series: 3 - Prone



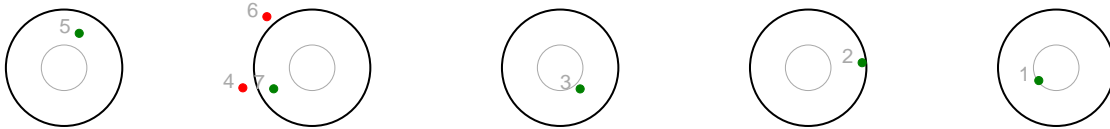
Series: 4 - Standing



Series: 5 - Prone



Series: 6 - Standing



The Biathlon score card presents accurate hit/miss and timing information in the results table. The graphic plot of each series, presents the location of the shots on each of the five targets. Please observe that the accuracy of the plotting has some limitations due to image resolution and/or printer quality. These results are anyway unofficial since only the final output from the timing system can provide complete and correct competition results.



Miks stafett

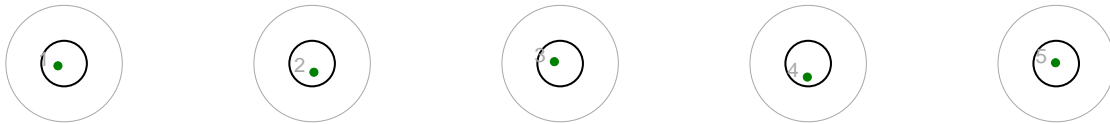
20180311 - Mix relay



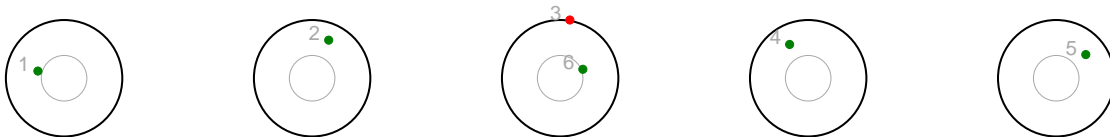
20

P	1S	2S	3S	4S	5S	6S	7S	8S	ShTm	Rnk	Sht.lmg.	P/S	La
0	09:05:40	0:03.0	0:02.6	0:02.6	0:02.5	-:--	-:--	-:--	00:10.7	-	① ② ③ ④ ⑤	P	20
0	09:12:08	0:02.6	0:02.6	0:02.6	0:02.8	0:08.5	-:--	-:--	00:19.1	-	① ② ⑥ ④ ⑤	S	5
0	09:25:17	0:03.5	0:02.7	0:03.0	0:03.7	-:--	-:--	-:--	00:12.9	-	① ② ③ ④ ⑤	P	16
0	09:33:30	0:02.5	0:04.2	0:02.9	0:02.5	0:09.7	-:--	-:--	00:21.8	-	⑤ ⑥ ③ ② ①	S	18
1	09:48:46	0:08.5	0:08.5	0:23.5	0:07.0	0:14.2	0:14.5	0:12.3	01:28.5	-	⑤ ④ ⑥ ⑦ ●	P	24
1	09:59:01	0:04.6	0:04.1	0:05.1	0:05.0	0:14.1	0:15.2	0:15.2	01:03.3	-	⑤ ● ⑦ ② ⑧	S	28
2									03:36.3	-			

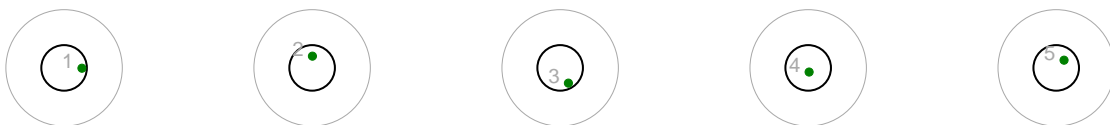
Series: 1 - Prone



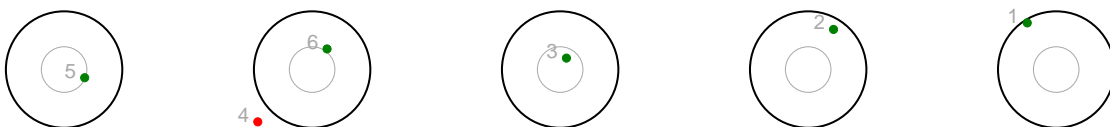
Series: 2 - Standing



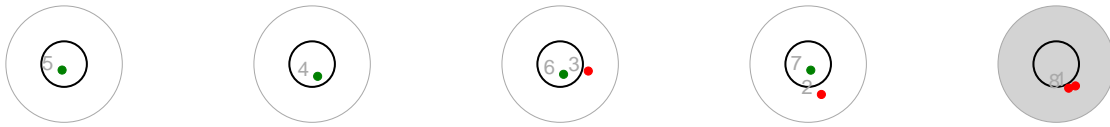
Series: 3 - Prone



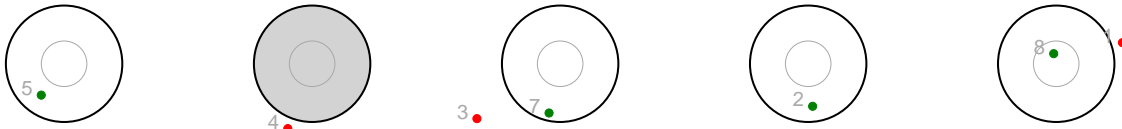
Series: 4 - Standing



Series: 5 - Prone



Series: 6 - Standing



The Biathlon score card presents accurate hit/miss and timing information in the results table. The graphic plot of each series, presents the location of the shots on each of the five targets. Please observe that the accuracy of the plotting has some limitations due to image resolution and/or printer quality. These results are anyway unofficial since only the final output from the timing system can provide complete and correct competition results.



Miks stafett

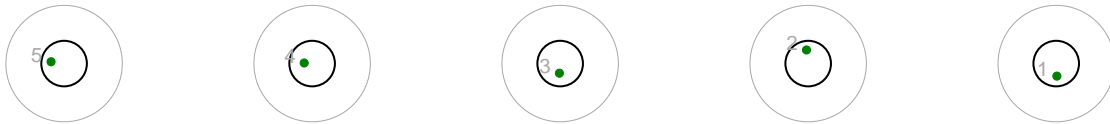
20180311 - Mix relay



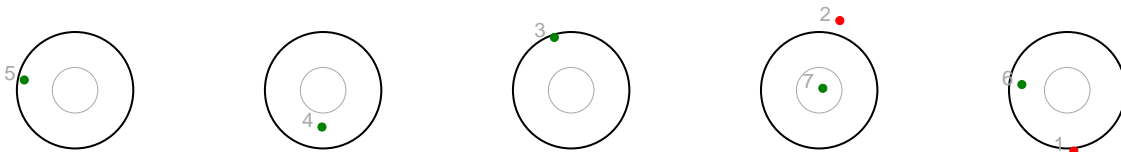
21

P	1S	2S	3S	4S	5S	6S	7S	8S	ShTm	Rnk	Sht.lmg.	P/S	La
0	09:05:59	0:03.3	0:03.9	0:03.3	0:10.1	-:--	-:--	-:--	00:20.6	-	⑤ ④ ③ ② ①	P	21
0	09:13:17	0:04.4	0:11.1	0:04.2	0:03.6	0:07.9	0:14.0	-:--	00:45.2	-	⑤ ④ ③ ⑦ ⑥	S	25
0	09:27:19	0:02.5	0:02.3	0:03.0	0:07.0	0:11.8	0:09.8	-:--	00:36.4	-	⑥ ② ③ ④ ⑦	P	29
0	09:35:33	0:02.4	0:02.6	0:02.3	0:04.4	0:12.4	-:--	-:--	00:24.1	-	⑤ ④ ③ ② ⑥	S	29
0	09:50:38	0:04.7	0:04.5	0:04.2	0:03.7	0:10.8	-:--	-:--	00:27.9	-	⑤ ④ ⑥ ② ①	P	29
0	09:59:30	0:03.0	0:03.5	0:02.9	0:02.9	0:10.6	-:--	-:--	00:22.9	-	④ ⑤ ③ ⑥ ①	S	30
0									02:57.1	-			

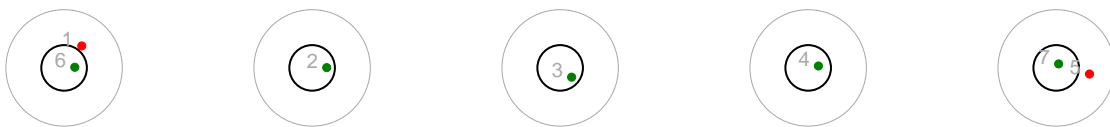
Series: 1 - Prone



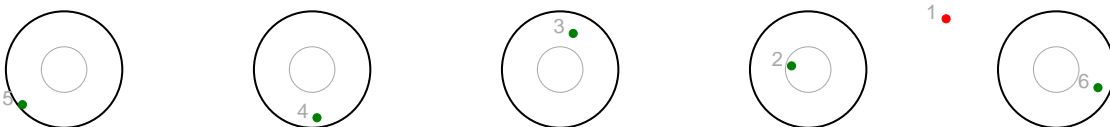
Series: 2 - Standing



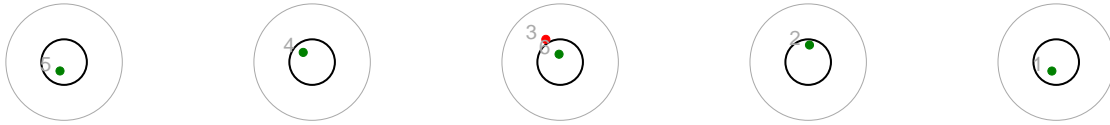
Series: 3 - Prone



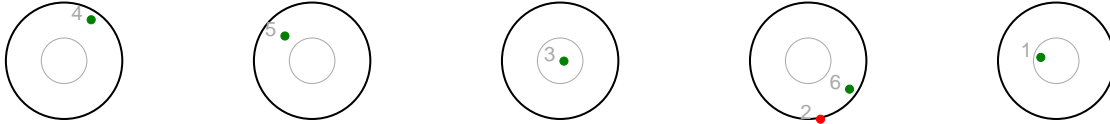
Series: 4 - Standing



Series: 5 - Prone



Series: 6 - Standing



The Biathlon score card presents accurate hit/miss and timing information in the results table. The graphic plot of each series, presents the location of the shots on each of the five targets. Please observe that the accuracy of the plotting has some limitations due to image resolution and/or printer quality. These results are anyway unofficial since only the final output from the timing system can provide complete and correct competition results.



Miks stafett

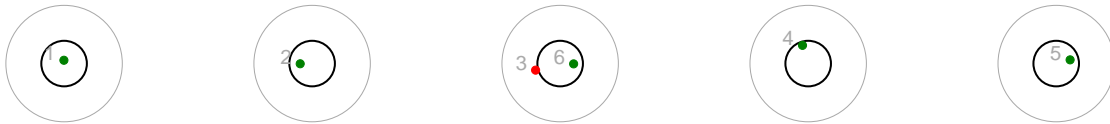
20180311 - Mix relay



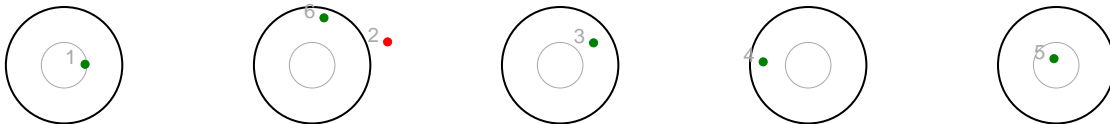
22

P	1S	2S	3S	4S	5S	6S	7S	8S	ShTm	Rnk	Sht.lmg.	P/S	La
0	09:06:01	0:03.4	0:03.3	0:03.1	0:03.1	0:06.5	-:--	-:--	00:19.4	-	① ② ⑥ ④ ⑤	P	22
0	09:12:57	0:04.2	0:03.9	0:03.3	0:03.1	0:08.2	-:--	-:--	00:22.7	-	① ⑥ ③ ④ ⑤	S	22
0	09:26:09	0:02.0	0:02.1	0:02.1	0:02.3	-:--	-:--	-:--	00:08.5	-	⑤ ④ ③ ② ①	P	23
0	09:33:35	0:03.0	0:02.0	0:02.0	0:01.9	0:09.2	0:10.0	-:--	00:28.1	-	⑥ ④ ③ ⑦ ①	S	19
0	09:47:12	0:03.1	0:03.0	0:02.7	0:02.8	-:--	-:--	-:--	00:11.6	-	⑤ ④ ③ ② ①	P	22
0	09:54:48	0:03.2	0:03.2	0:03.2	0:03.3	-:--	-:--	-:--	00:12.9	-	⑤ ④ ③ ② ①	S	21
0									01:43.2	-			

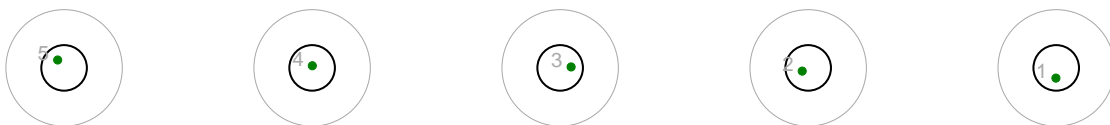
Series: 1 - Prone



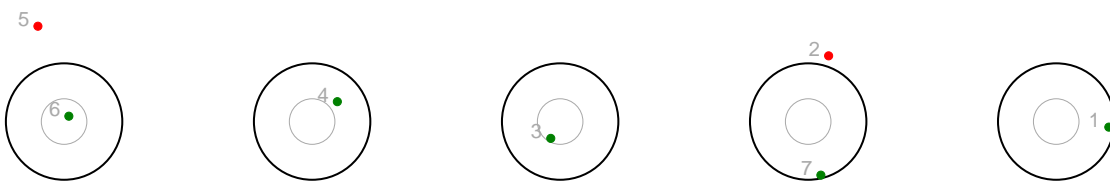
Series: 2 - Standing



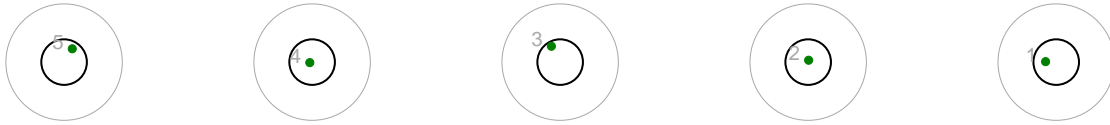
Series: 3 - Prone



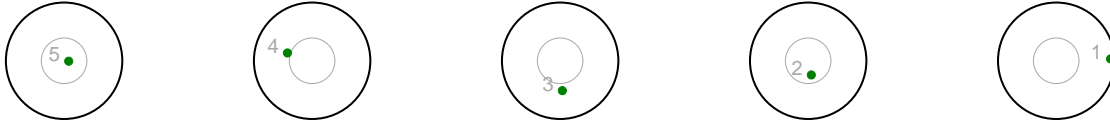
Series: 4 - Standing



Series: 5 - Prone



Series: 6 - Standing



The Biathlon score card presents accurate hit/miss and timing information in the results table. The graphic plot of each series, presents the location of the shots on each of the five targets. Please observe that the accuracy of the plotting has some limitations due to image resolution and/or printer quality. These results are anyway unofficial since only the final output from the timing system can provide complete and correct competition results.



Miks stafett

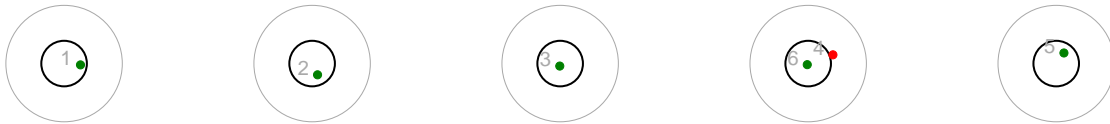
20180311 - Mix relay



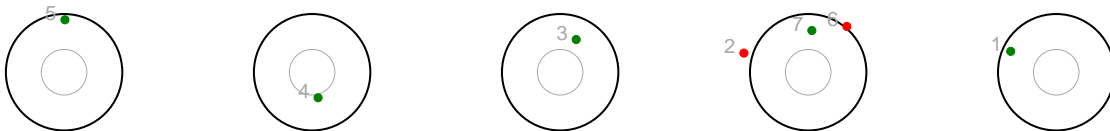
23

P	1S	2S	3S	4S	5S	6S	7S	8S	ShTm	Rnk	Sht.lmg.	P/S	La
0	09:05:48	0:02.1	0:02.0	0:01.9	0:02.3	0:06.1	-:--	-:--	00:14.4	-	① ② ③ ⑥ ⑤	P	23
0	09:12:24	0:03.1	0:03.4	0:02.1	0:02.5	0:10.4	0:08.3	-:--	00:29.8	-	⑤ ④ ③ ⑦ ①	S	20
0	09:25:19	0:04.7	0:02.6	0:03.1	0:02.3	0:06.2	-:--	-:--	00:18.9	-	⑤ ⑥ ③ ② ①	P	17
1	09:32:36	0:03.2	0:02.8	0:03.3	0:02.9	0:07.3	0:06.5	0:06.3	00:32.3	-	⑤ ④ ● ② ⑦	S	14
0	09:46:09	0:03.5	0:03.9	0:03.6	0:03.8	0:12.7	0:10.5	-:--	00:38.0	-	⑦ ④ ③ ⑥ ①	P	15
0	09:53:44	0:02.9	0:02.4	0:02.3	0:02.4	0:10.2	-:--	-:--	00:20.2	-	⑤ ⑥ ③ ② ①	S	11
1									02:33.6	-			

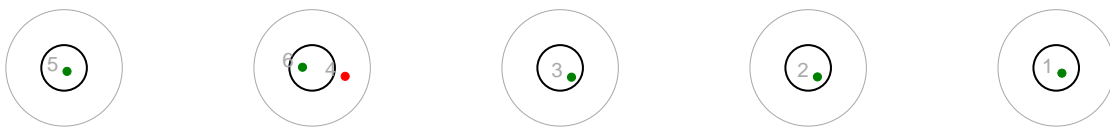
Series: 1 - Prone



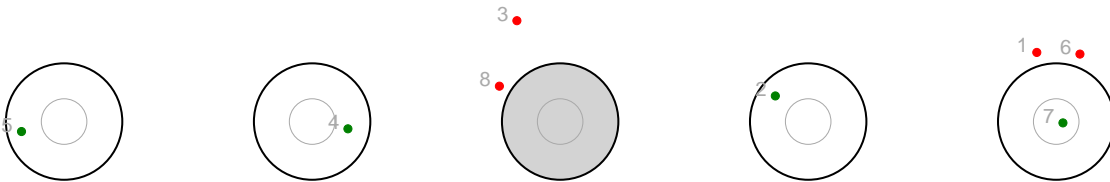
Series: 2 - Standing



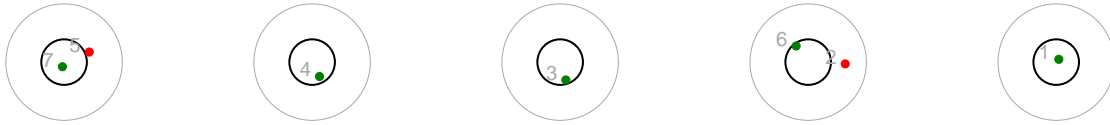
Series: 3 - Prone



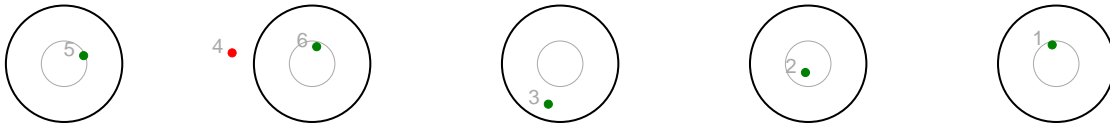
Series: 4 - Standing



Series: 5 - Prone



Series: 6 - Standing



The Biathlon score card presents accurate hit/miss and timing information in the results table. The graphic plot of each series, presents the location of the shots on each of the five targets. Please observe that the accuracy of the plotting has some limitations due to image resolution and/or printer quality. These results are anyway unofficial since only the final output from the timing system can provide complete and correct competition results.



Miks stafett

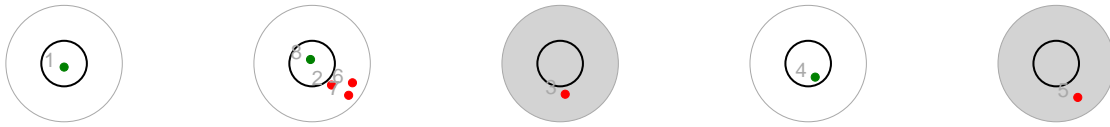
20180311 - Mix relay



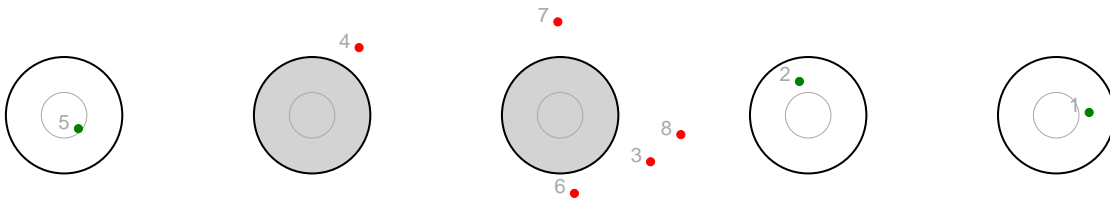
24

P	1S	2S	3S	4S	5S	6S	7S	8S	ShTm	Rnk	Sht.lmg.	P/S	La
2	09:05:32	0:03.8	0:07.2	0:04.9	0:05.2	0:10.4	0:10.0	0:11.7	00:53.2	-	① ⑧ ● ④ ●	P	24
2	09:13:16	0:04.9	0:03.3	0:04.1	0:04.7	0:10.2	0:14.0	0:12.7	00:53.9	-	⑤ ● ● ② ①	S	27
0	09:27:58	0:06.1	0:06.3	0:06.9	0:06.2	0:15.1	-:--:-	-:--:-	00:40.6	-	① ⑥ ③ ④ ⑤	P	31
0	09:36:31	0:04.9	0:05.0	0:04.8	0:06.4	0:11.6	0:13.8	0:12.0	00:58.5	-	① ② ⑦ ⑧ ⑤	S	30
3	09:52:21	0:07.6	0:11.4	0:03.9	0:04.3	0:09.8	0:09.0	0:08.4	00:54.4	-	● ● ③ ● ⑤	P	31
5	10:03:06	0:03.8	0:06.0	0:06.7	0:03.8	0:10.2	0:10.3	0:14.3	00:55.1	-	● ● ● ● ●	S	33
12									05:15.7	-			

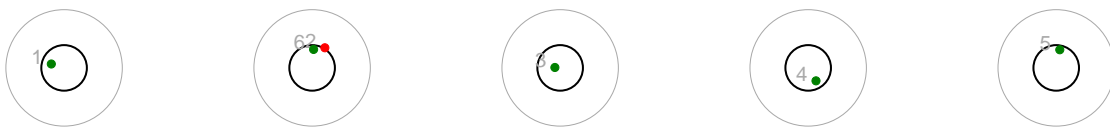
Series: 1 - Prone



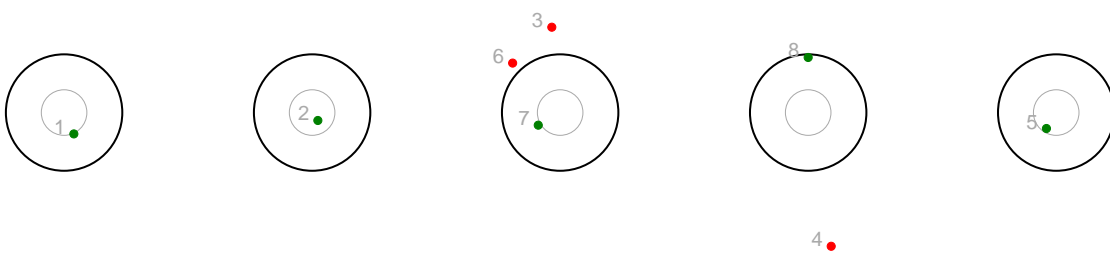
Series: 2 - Standing



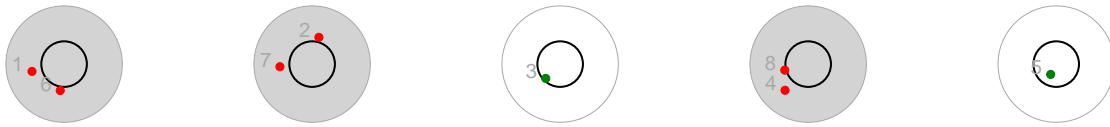
Series: 3 - Prone



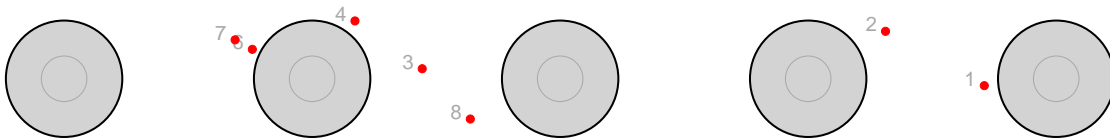
Series: 4 - Standing



Series: 5 - Prone



Series: 6 - Standing



The Biathlon score card presents accurate hit/miss and timing information in the results table. The graphic plot of each series, presents the location of the shots on each of the five targets. Please observe that the accuracy of the plotting has some limitations due to image resolution and/or printer quality. These results are anyway unofficial since only the final output from the timing system can provide complete and correct competition results.



Miks stafett

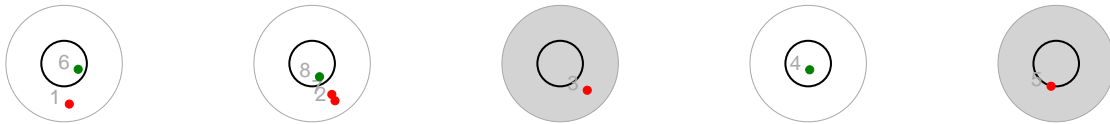
20180311 - Mix relay



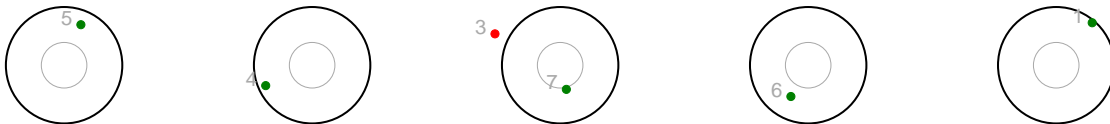
25

P	1S	2S	3S	4S	5S	6S	7S	8S	ShTm	Rnk	Sht.lmg.	P/S	La
2	09:05:37	0:04.1	0:06.6	0:06.2	0:04.9	0:08.2	0:08.3	0:11.5	00:49.8	-	⑥ ⑧ ● ④ ●	P	25
0	09:13:25	0:03.1	0:01.9	0:01.6	0:02.8	0:08.4	0:07.4	-:--:-	00:25.2	-	⑤ ④ ⑦ ⑥ ①	S	32
0	09:26:10	0:02.2	0:02.1	0:02.2	0:02.1	-:--:-	-:--:-	-:--:-	00:08.6	-	⑤ ④ ③ ② ①	P	24
0	09:33:36	0:02.1	0:01.8	0:01.7	0:01.6	-:--:-	-:--:-	-:--:-	00:07.2	-	⑤ ④ ③ ② ①	S	23
0	09:47:02	0:03.3	0:03.4	0:03.3	0:03.3	0:08.6	0:08.8	-:--:-	00:30.7	-	⑤ ⑦ ③ ② ①	P	19
0	09:54:46	0:02.6	0:03.0	0:03.0	0:02.8	0:09.7	0:11.4	0:11.1	00:43.6	-	⑧ ⑥ ④ ③ ①	S	20
2									02:45.1	-			

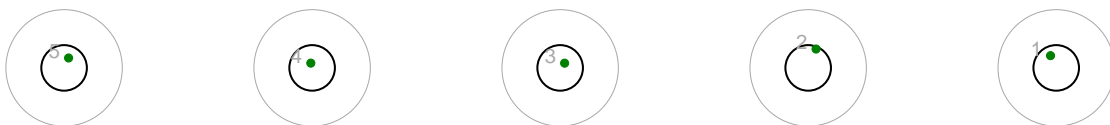
Series: 1 - Prone



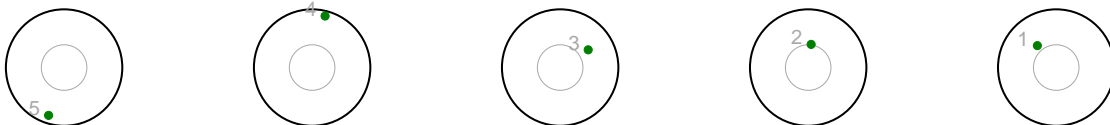
Series: 2 - Standing



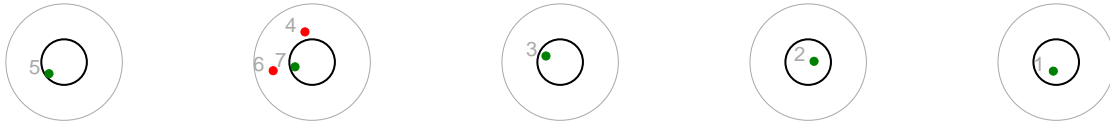
Series: 3 - Prone



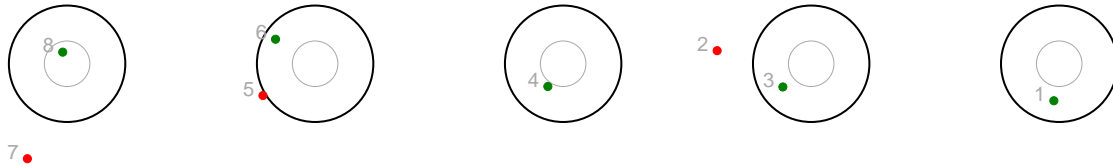
Series: 4 - Standing



Series: 5 - Prone



Series: 6 - Standing



The Biathlon score card presents accurate hit/miss and timing information in the results table. The graphic plot of each series, presents the location of the shots on each of the five targets. Please observe that the accuracy of the plotting has some limitations due to image resolution and/or printer quality. These results are anyway unofficial since only the final output from the timing system can provide complete and correct competition results.



Miks stafett

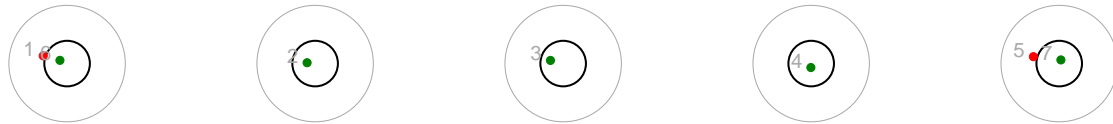
20180311 - Mix relay



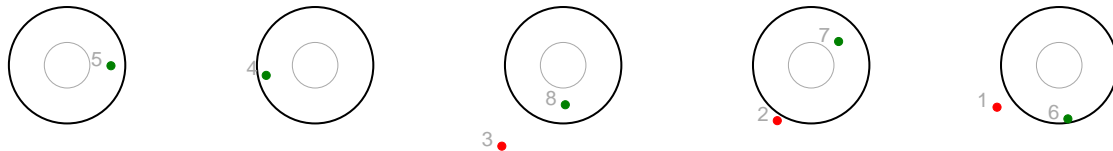
26

P	1S	2S	3S	4S	5S	6S	7S	8S	ShTm	Rnk	Sht.Img.	P/S	La
0	09:06:01	0:05.5	0:04.0	0:03.4	0:03.0	0:10.2	0:09.0	-:--	00:35.1	-	⑥ ② ③ ④ ⑦	P	26
0	09:13:16	0:03.8	0:04.4	0:04.5	0:03.9	0:07.7	0:13.5	0:07.9	00:45.7	-	⑤ ④ ⑧ ⑦ ⑥	S	29
2	09:27:25	0:03.4	0:03.2	0:03.4	0:03.4	0:10.0	0:11.4	0:11.2	00:46.0	-	● ④ ● ② ①	P	30
0	09:37:05	0:02.7	0:03.4	0:04.2	0:02.9	0:09.7	0:07.4	-:--	00:30.3	-	⑤ ④ ③ ⑦ ⑥	S	32
0	09:52:26	0:04.0	0:04.9	0:04.3	0:03.9	-:--	-:--	-:--	00:17.1	-	① ② ③ ④ ⑤	P	32
1	10:00:48	0:04.0	0:04.9	0:05.4	0:03.6	0:16.0	0:11.5	0:13.7	00:59.1	-	⑤ ④ ● ⑦ ⑥	S	31
3									03:53.3	-			

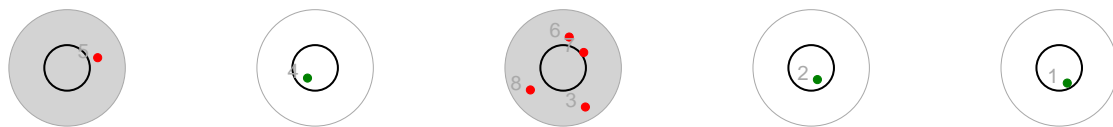
Series: 1 - Prone



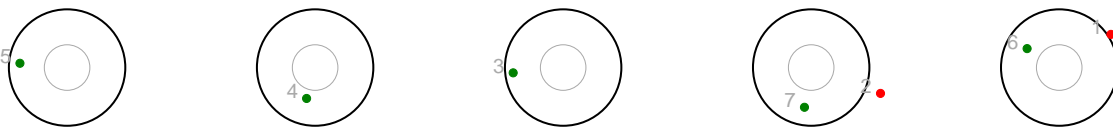
Series: 2 - Standing



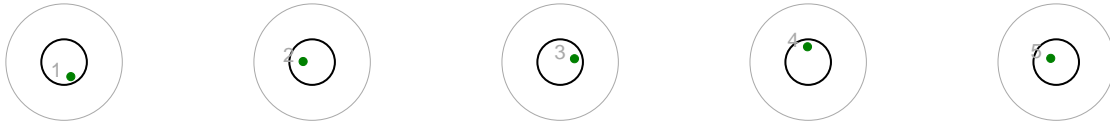
Series: 3 - Prone



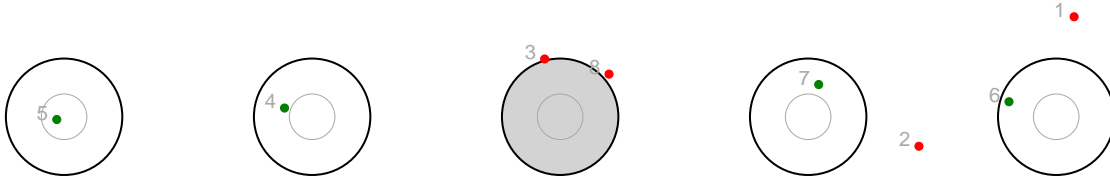
Series: 4 - Standing



Series: 5 - Prone



Series: 6 - Standing



The Biathlon score card presents accurate hit/miss and timing information in the results table. The graphic plot of each series, presents the location of the shots on each of the five targets. Please observe that the accuracy of the plotting has some limitations due to image resolution and/or printer quality. These results are anyway unofficial since only the final output from the timing system can provide complete and correct competition results.



Miks stafett

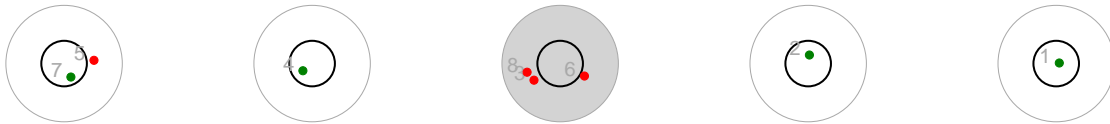
20180311 - Mix relay



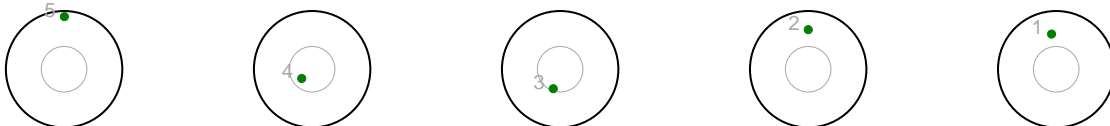
27

P	1S	2S	3S	4S	5S	6S	7S	8S	ShTm	Rnk	Sht.lmg.	P/S	La
1	09:05:44	0:03.3	0:03.4	0:04.8	0:04.2	0:09.1	0:09.5	0:09.2	00:43.5	-	⑦ ④ ● ② ①	P	27
0	09:13:21	0:04.0	0:03.2	0:03.3	0:03.2	-:--:-	-:--:-	-:--:-	00:13.7	-	⑤ ④ ③ ② ①	S	31
0	09:26:21	0:02.5	0:02.4	0:02.4	0:03.3	0:13.6	-:--:-	-:--:-	00:24.2	-	⑤ ⑥ ③ ② ①	P	25
0	09:34:32	0:02.4	0:01.5	0:01.5	0:01.4	0:07.0	0:09.1	-:--:-	00:22.9	-	⑤ ④ ③ ② ⑦	S	26
0	09:49:55	0:03.7	0:02.7	0:04.0	0:04.4	0:08.4	-:--:-	-:--:-	00:23.2	-	⑤ ④ ⑥ ② ①	P	27
0	09:58:22	0:04.6	0:04.2	0:03.3	0:02.8	0:06.8	-:--:-	-:--:-	00:21.7	-	⑤ ④ ③ ⑥ ①	S	27
1									02:29.2	-			

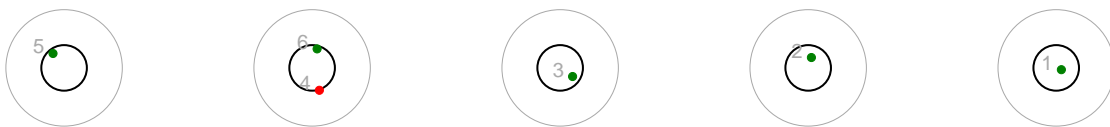
Series: 1 - Prone



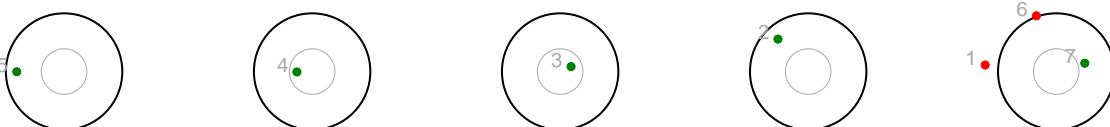
Series: 2 - Standing



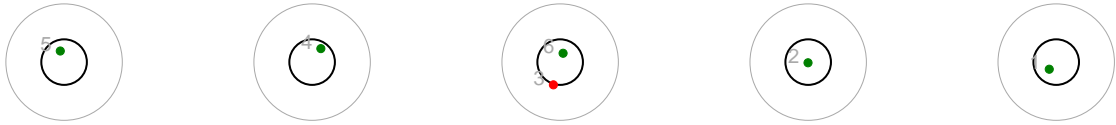
Series: 3 - Prone



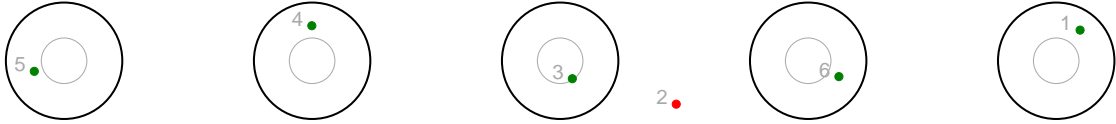
Series: 4 - Standing



Series: 5 - Prone



Series: 6 - Standing



The Biathlon score card presents accurate hit/miss and timing information in the results table. The graphic plot of each series, presents the location of the shots on each of the five targets. Please observe that the accuracy of the plotting has some limitations due to image resolution and/or printer quality. These results are anyway unofficial since only the final output from the timing system can provide complete and correct competition results.



Miks stafett

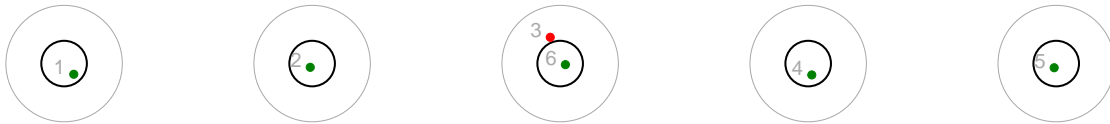
20180311 - Mix relay



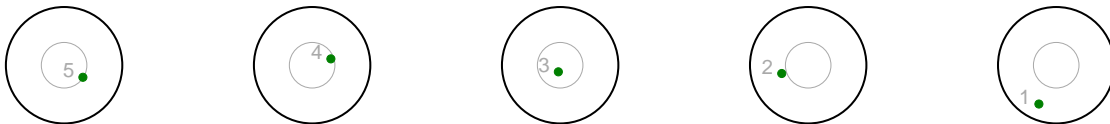
28

P	1S	2S	3S	4S	5S	6S	7S	8S	ShTm	Rnk	Sht.lmg.	P/S	La
0	09:05:47	0:03.2	0:02.9	0:04.0	0:03.4	0:07.9	-:--	-:--	00:21.4	-	① ② ⑥ ④ ⑤	P	28
0	09:12:28	0:03.0	0:03.9	0:03.4	0:02.4	-:--	-:--	-:--	00:12.7	-	⑤ ④ ③ ② ①	S	19
0	09:24:47	0:02.8	0:02.3	0:02.1	0:05.2	-:--	-:--	-:--	00:12.4	-	⑤ ④ ③ ② ①	P	11
0	09:32:18	0:02.0	0:01.9	0:01.8	0:01.7	-:--	-:--	-:--	00:07.4	-	⑤ ④ ③ ② ①	S	12
1	09:45:58	0:04.1	0:03.9	0:03.5	0:02.9	0:10.3	0:09.8	0:14.0	00:48.5	-	● ④ ⑥ ② ①	P	8
2	09:54:24	0:03.4	0:11.1	0:04.7	0:02.9	0:07.2	0:07.3	0:24.1	01:00.7	-	⑤ ● ● ⑦ ⑥	S	18
3									02:43.1	-			

Series: 1 - Prone



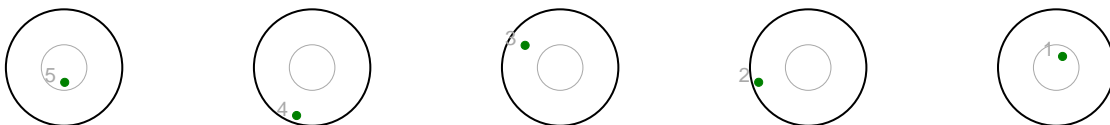
Series: 2 - Standing



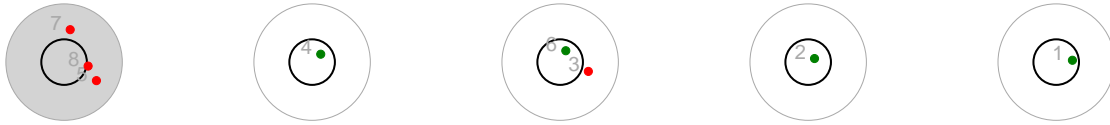
Series: 3 - Prone



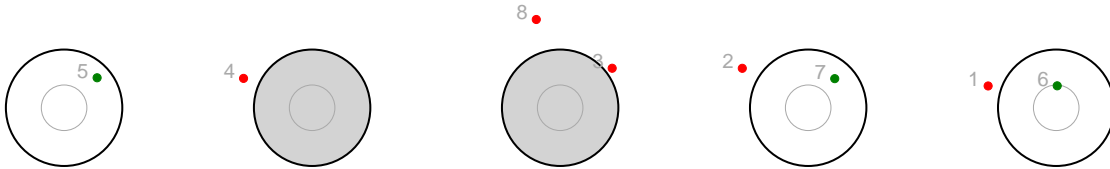
Series: 4 - Standing



Series: 5 - Prone



Series: 6 - Standing



The Biathlon score card presents accurate hit/miss and timing information in the results table. The graphic plot of each series, presents the location of the shots on each of the five targets. Please observe that the accuracy of the plotting has some limitations due to image resolution and/or printer quality. These results are anyway unofficial since only the final output from the timing system can provide complete and correct competition results.



Miks stafett

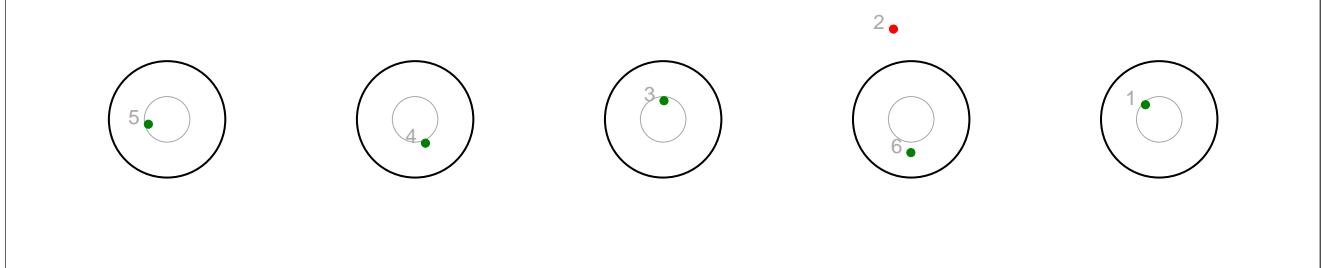
20180311 - Mix relay



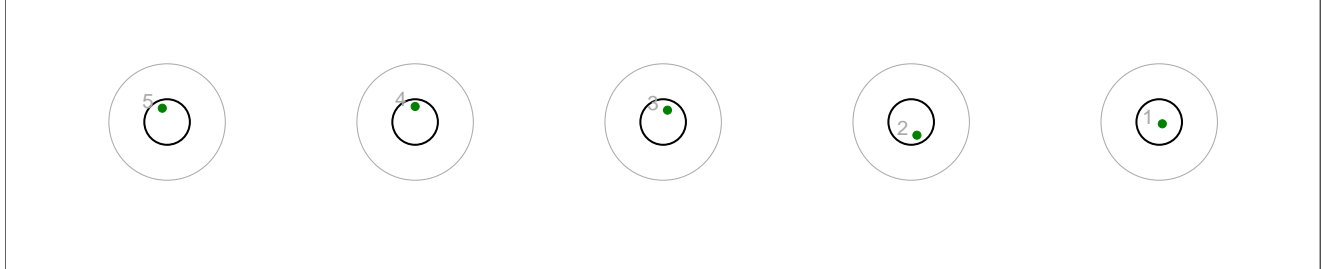
29

P	1S	2S	3S	4S	5S	6S	7S	8S	ShTm	Rnk	Sht.img.	P/S	La
0	09:12:13	0:03.3	0:03.4	0:02.8	0:03.6	0:10.2	-:--:-	-:--:-	00:23.3	-	⑤ ④ ③ ⑥ ①	S	9
0	09:24:44	0:04.9	0:03.0	0:02.9	0:03.0	-:--:-	-:--:-	-:--:-	00:13.8	-	⑤ ④ ③ ② ①	P	9
0	09:31:58	0:04.0	0:03.0	0:02.2	0:02.5	0:12.5	0:11.1	0:11.9	00:47.2	-	⑧ ⑦ ③ ② ⑥	S	7
0	09:46:10	0:03.2	0:02.9	0:03.5	0:03.0	-:--:-	-:--:-	-:--:-	00:12.6	-	⑤ ④ ③ ② ①	P	11
0	09:53:55	0:02.8	0:01.5	0:02.3	0:02.0	0:10.4	0:08.9	0:10.1	00:38.0	-	⑤ ⑧ ⑦ ② ⑥	S	12
0									02:14.9	-			

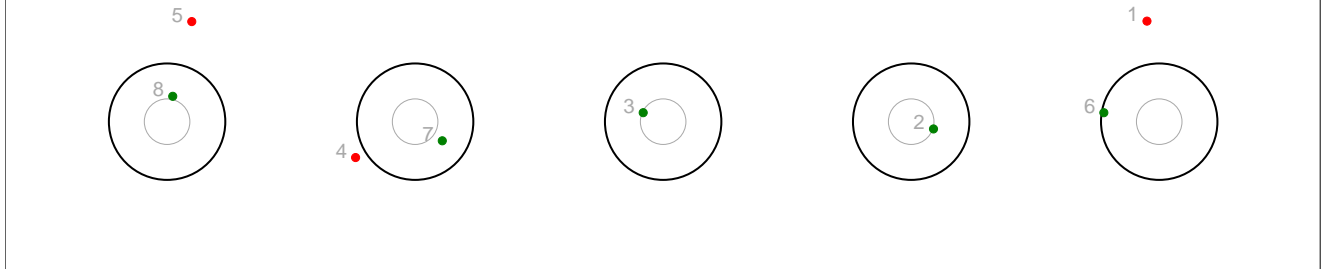
Series: 1 - Standing



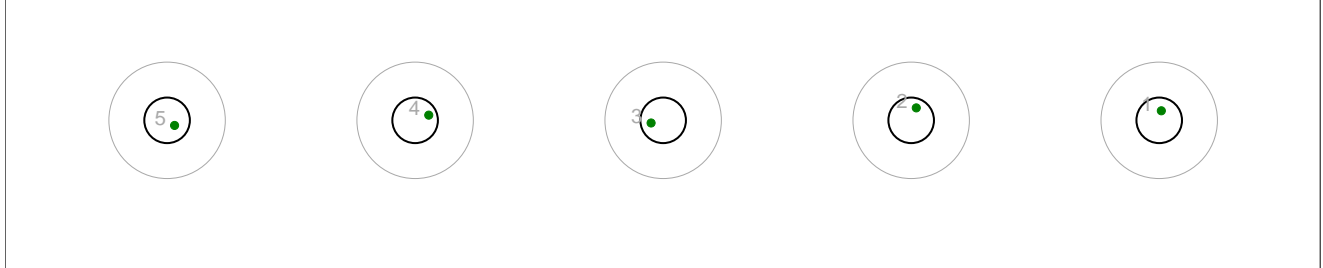
Series: 2 - Prone



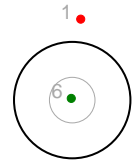
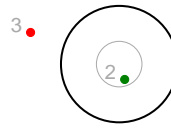
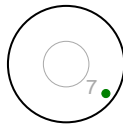
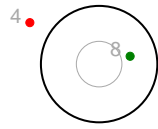
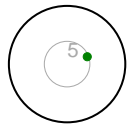
Series: 3 - Standing



Series: 4 - Prone



Series: 5 - Standing



The Biathlon score card presents accurate hit/miss and timing information in the results table. The graphic plot of each series, presents the location of the shots on each of the five targets. Please observe that the accuracy of the plotting has some limitations due to image resolution and/or printer quality. These results are anyway unofficial since only the final output from the timing system can provide complete and correct competition results.



Miks stafett

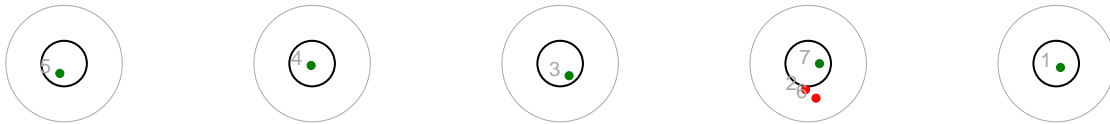
20180311 - Mix relay



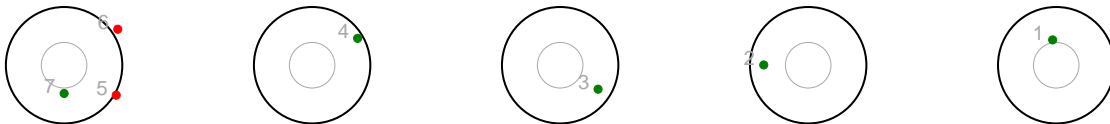
30

P	1S	2S	3S	4S	5S	6S	7S	8S	ShTm	Rnk	Sht.lmg.	P/S	La
0	09:05:33	0:03.6	0:04.7	0:04.6	0:03.4	0:09.0	0:11.2	-:--	00:36.5	-	⑤ ④ ③ ⑦ ①	P	30
0	09:12:25	0:04.3	0:03.4	0:03.4	0:03.2	0:09.9	0:10.0	-:--	00:34.2	-	⑦ ④ ③ ② ①	S	17
0	09:25:50	0:02.1	0:02.1	0:01.8	0:02.0	0:08.6	-:--	-:--	00:16.6	-	⑤ ④ ⑥ ② ①	P	20
0	09:33:51	0:02.9	0:01.7	0:01.7	0:01.6	-:--	-:--	-:--	00:07.9	-	⑤ ④ ③ ② ①	S	24
0	09:47:58	0:03.4	0:02.6	0:02.8	0:02.8	0:09.5	0:09.4	0:07.5	00:38.0	-	① ② ③ ⑦ ⑧	P	23
2	09:56:00	0:01.8	0:01.8	0:02.0	0:02.3	0:08.5	0:11.9	0:08.3	00:36.6	-	⑥ ② ● ⑧ ●	S	23
2									02:49.8	-			

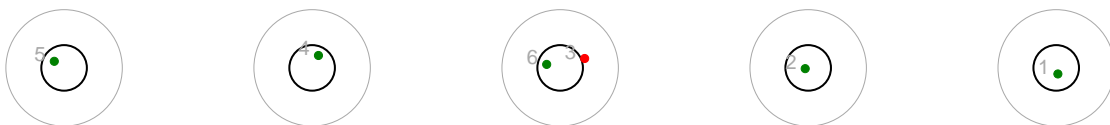
Series: 1 - Prone



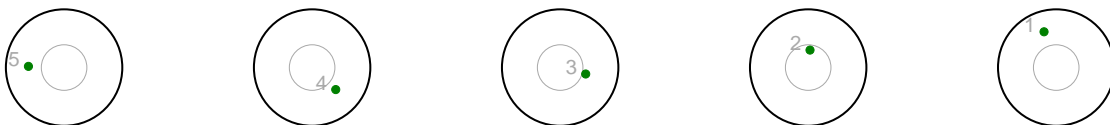
Series: 2 - Standing



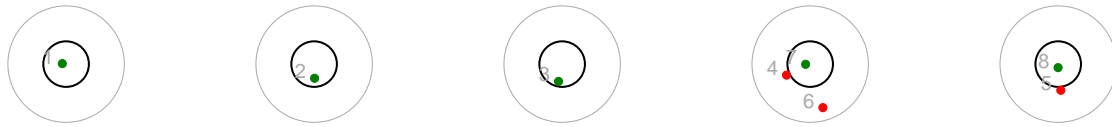
Series: 3 - Prone



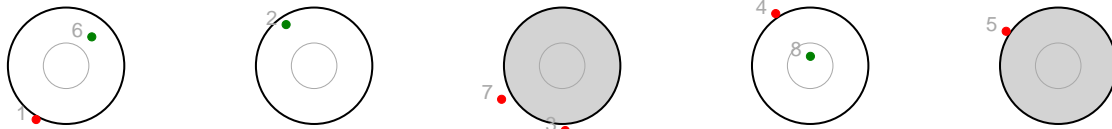
Series: 4 - Standing



Series: 5 - Prone



Series: 6 - Standing



The Biathlon score card presents accurate hit/miss and timing information in the results table. The graphic plot of each series, presents the location of the shots on each of the five targets. Please observe that the accuracy of the plotting has some limitations due to image resolution and/or printer quality. These results are anyway unofficial since only the final output from the timing system can provide complete and correct competition results.



Miks stafett

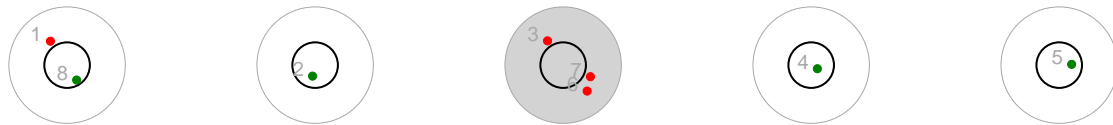
20180311 - Mix relay



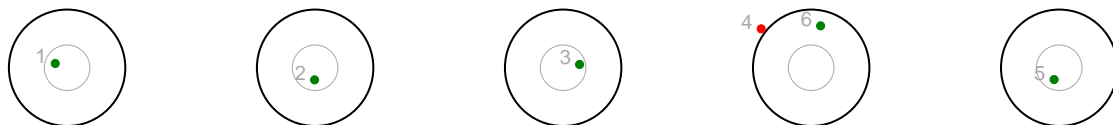
31

P	1S	2S	3S	4S	5S	6S	7S	8S	ShTm	Rnk	Sht.Img.	P/S	La
1	09:06:39	0:06.8	0:05.6	0:05.7	0:06.0	0:12.6	0:12.3	0:11.8	01:00.8	-	⑧ ② ● ④ ⑤	P	31
0	09:15:37	0:05.7	0:05.1	0:05.4	0:05.3	0:13.8	-:--:-	-:--:-	00:35.3	-	① ② ③ ⑥ ⑤	S	35
0	09:30:18	0:07.9	0:03.1	0:03.2	0:03.3	0:08.3	0:07.7	-:--:-	00:33.5	-	⑤ ④ ⑦ ② ⑥	P	34
2	09:38:52	0:03.5	0:02.6	0:02.9	0:03.3	0:13.1	0:10.0	0:08.7	00:44.1	-	● ● ⑥ ② ①	S	34
3									02:53.7	-			

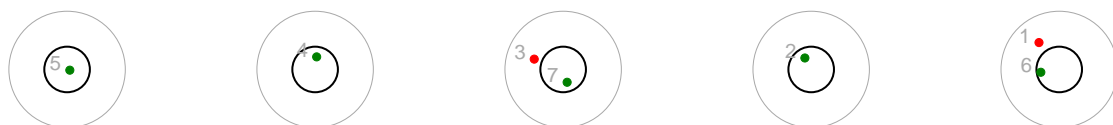
Series: 1 - Prone



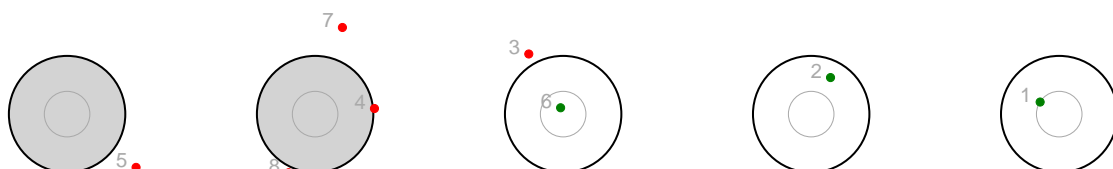
Series: 2 - Standing



Series: 3 - Prone



Series: 4 - Standing



The Biathlon score card presents accurate hit/miss and timing information in the results table. The graphic plot of each series, presents the location of the shots on each of the five targets. Please observe that the accuracy of the plotting has some limitations due to image resolution and/or printer quality. These results are anyway unofficial since only the final output from the timing system can provide complete and correct competition results.



Miks stafett

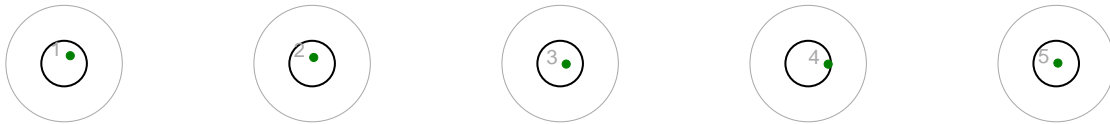
20180311 - Mix relay



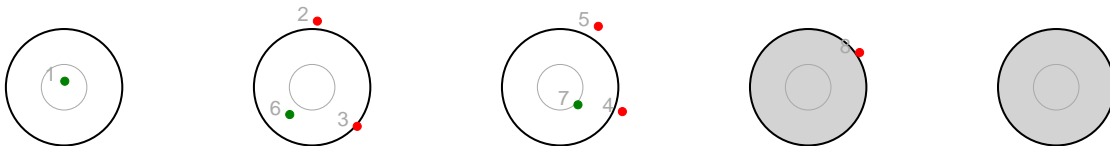
32

P	1S	2S	3S	4S	5S	6S	7S	8S	ShTm	Rnk	Sht.lmg.	P/S	La
0	09:06:36	0:04.3	0:04.2	0:04.1	0:04.1	-:--	-:--	-:--	00:16.7	-	① ② ③ ④ ⑤	P	32
2	09:14:18	0:07.0	0:04.8	0:04.2	0:05.1	0:12.0	0:09.2	0:12.9	00:55.2	-	① ⑥ ⑦ ● ●	S	33
0	09:29:59	0:02.5	0:02.4	0:02.4	0:02.8	0:12.8	0:08.5	-:--	00:31.4	-	⑦ ⑤ ⑥ ② ①	P	33
0	09:38:31	0:02.7	0:02.3	0:01.9	0:02.7	0:11.5	-:--	-:--	00:21.1	-	⑤ ⑥ ③ ② ①	S	33
0	09:53:46	0:02.6	0:02.2	0:02.1	0:02.4	0:08.8	-:--	-:--	00:18.1	-	⑤ ④ ⑥ ② ①	P	33
2	10:02:04	0:03.0	0:02.6	0:02.4	0:02.7	0:07.7	0:09.8	0:13.7	00:41.9	-	● ⑦ ● ② ①	S	32
4									03:04.4	-			

Series: 1 - Prone



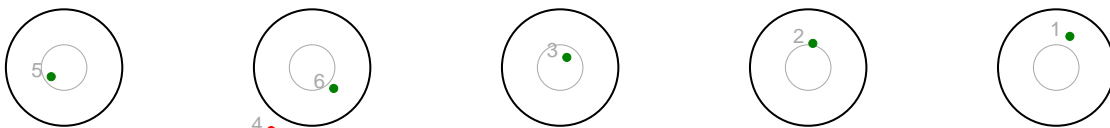
Series: 2 - Standing



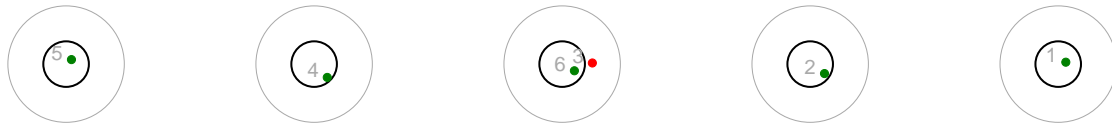
Series: 3 - Prone



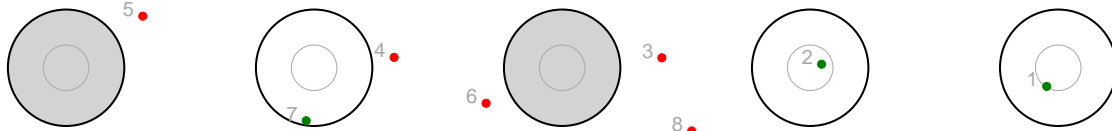
Series: 4 - Standing



Series: 5 - Prone



Series: 6 - Standing



The Biathlon score card presents accurate hit/miss and timing information in the results table. The graphic plot of each series, presents the location of the shots on each of the five targets. Please observe that the accuracy of the plotting has some limitations due to image resolution and/or printer quality. These results are anyway unofficial since only the final output from the timing system can provide complete and correct competition results.



Miks stafett

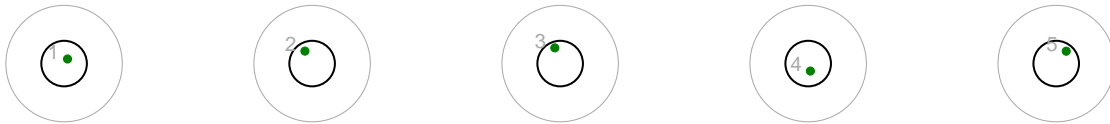
20180311 - Mix relay



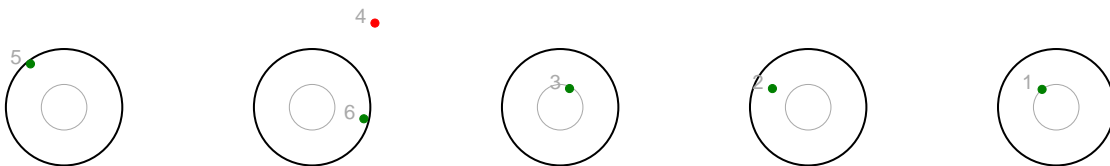
33

P	1S	2S	3S	4S	5S	6S	7S	8S	ShTm	Rnk	Sht.lmg.	P/S	La
0	09:05:38	0:03.7	0:03.4	0:03.4	0:03.4	-:--	-:--	-:--	00:13.9	-	① ② ③ ④ ⑤	P	33
0	09:12:15	0:03.1	0:02.8	0:03.8	0:03.6	0:09.8	-:--	-:--	00:23.1	-	⑤ ⑥ ③ ② ①	S	13
0	09:25:33	0:03.0	0:03.0	0:04.1	0:04.1	0:06.6	0:06.7	0:08.7	00:36.2	-	⑤ ④ ⑧ ② ⑥	P	19
0	09:33:51	0:03.2	0:03.1	0:03.1	0:03.6	0:12.0	0:08.3	0:08.5	00:41.8	-	⑧ ⑦ ③ ② ⑥	S	25
1	09:49:10	0:07.3	0:03.7	0:08.7	0:04.3	0:10.9	0:12.9	0:10.6	00:58.4	-	⑤ ④ ● ② ⑦	P	25
0	09:58:21	0:04.0	0:03.8	0:03.7	0:08.1	0:11.9	-:--	-:--	00:31.5	-	⑤ ④ ③ ② ⑥	S	26
1									03:24.9	-			

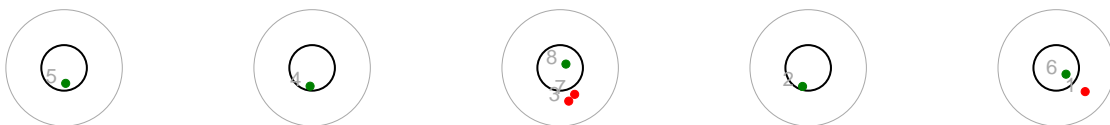
Series: 1 - Prone



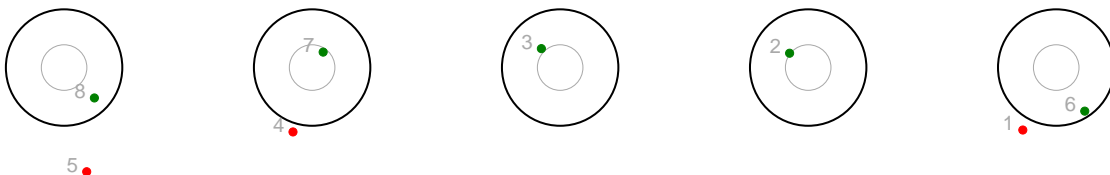
Series: 2 - Standing



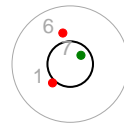
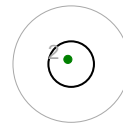
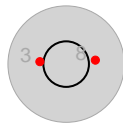
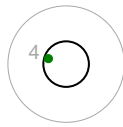
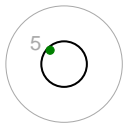
Series: 3 - Prone



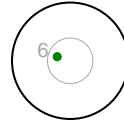
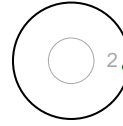
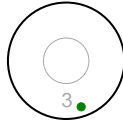
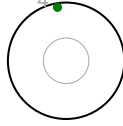
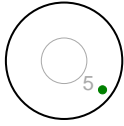
Series: 4 - Standing



Series: 5 - Prone



Series: 6 - Standing



The Biathlon score card presents accurate hit/miss and timing information in the results table. The graphic plot of each series, presents the location of the shots on each of the five targets. Please observe that the accuracy of the plotting has some limitations due to image resolution and/or printer quality. These results are anyway unofficial since only the final output from the timing system can provide complete and correct competition results.



Miks stafett

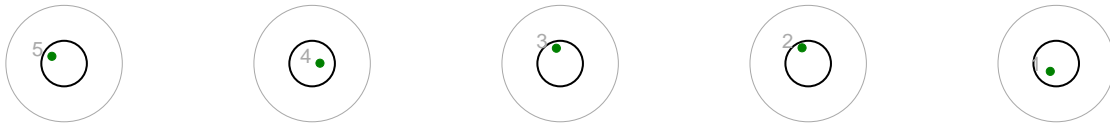
20180311 - Mix relay



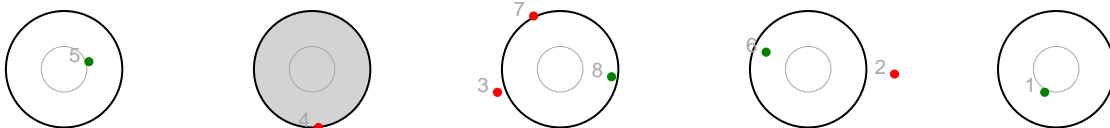
34

P	1S	2S	3S	4S	5S	6S	7S	8S	ShTm	Rnk	Sht.lmg.	P/S	La
0	09:06:43	0:05.6	0:05.1	0:05.3	0:05.5	-:--	-:--	-:--	00:21.5	-	⑤ ④ ③ ② ①	P	34
1	09:14:50	0:04.7	0:04.0	0:04.8	0:04.5	0:11.6	0:13.0	0:12.1	00:54.7	-	⑤ ● ⑧ ⑥ ①	S	34
1	09:30:40	0:03.6	0:03.9	0:09.2	0:09.9	0:08.4	0:08.0	-:--	00:43.0	-	● ⑦ ⑥ ④ ①	P	35
0	09:39:39	0:04.6	0:05.0	0:03.7	0:04.4	-:--	-:--	-:--	00:17.7	-	⑤ ④ ③ ② ①	S	35
0	09:54:26	0:03.9	0:03.6	0:02.7	0:03.7	0:10.6	0:15.5	0:10.1	00:50.1	-	⑤ ⑧ ③ ② ⑦	P	34
0	10:03:22	0:02.8	0:03.1	0:05.0	0:03.3	0:14.0	-:--	-:--	00:28.2	-	⑤ ④ ③ ② ⑥	S	34
2									03:35.2	-			

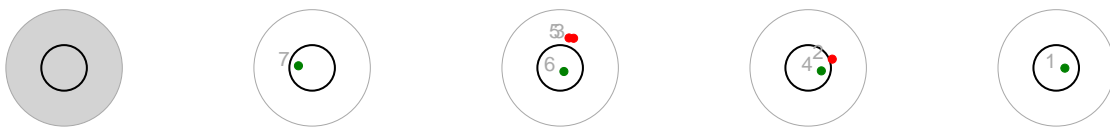
Series: 1 - Prone



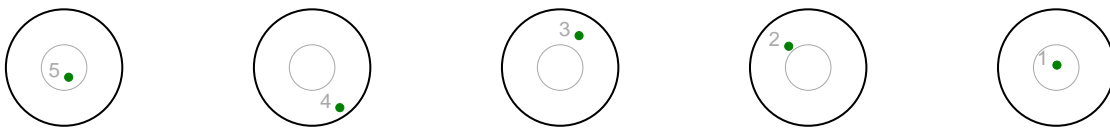
Series: 2 - Standing



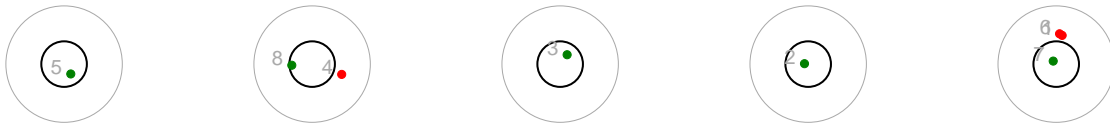
Series: 3 - Prone



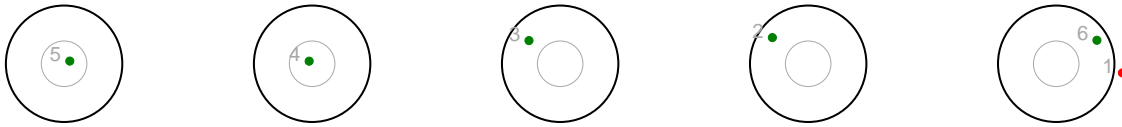
Series: 4 - Standing



Series: 5 - Prone



Series: 6 - Standing



The Biathlon score card presents accurate hit/miss and timing information in the results table. The graphic plot of each series, presents the location of the shots on each of the five targets. Please observe that the accuracy of the plotting has some limitations due to image resolution and/or printer quality. These results are anyway unofficial since only the final output from the timing system can provide complete and correct competition results.



Miks stafett

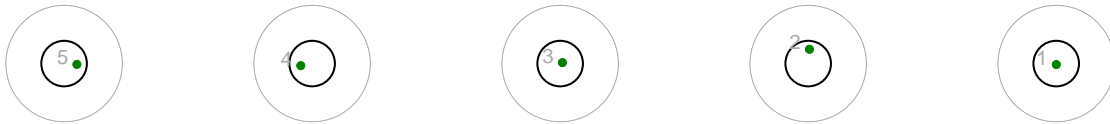
20180311 - Mix relay



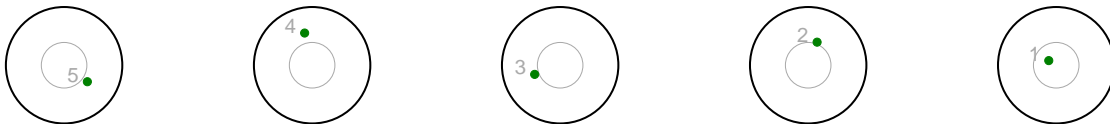
35

P	1S	2S	3S	4S	5S	6S	7S	8S	ShTm	Rnk	Sht.lmg.	P/S	La
0	09:05:49	0:02.9	0:02.8	0:02.1	0:01.9	-:--	-:--	-:--	00:09.7	-	⑤ ④ ③ ② ①	P	35
0	09:12:36	0:02.2	0:01.8	0:01.6	0:01.8	-:--	-:--	-:--	00:07.4	-	⑤ ④ ③ ② ①	S	21
2	09:25:35	0:03.8	0:03.0	0:03.3	0:04.0	0:09.9	0:08.5	0:08.6	00:41.1	-	⑤ ● ⑦ ② ●	P	18
1	09:34:53	0:02.5	0:02.1	0:02.3	0:02.2	0:06.5	0:06.2	0:05.1	00:26.9	-	● ⑦ ⑥ ② ①	S	28
0	09:49:54	0:04.1	0:03.7	0:03.7	0:05.1	0:09.9	0:09.9	-:--	00:36.4	-	⑤ ⑦ ③ ② ①	P	28
0	09:57:49	0:04.5	0:04.5	0:04.1	0:03.9	0:11.3	0:12.8	-:--	00:41.1	-	⑤ ④ ⑦ ② ⑥	S	24
3									02:42.6	-			

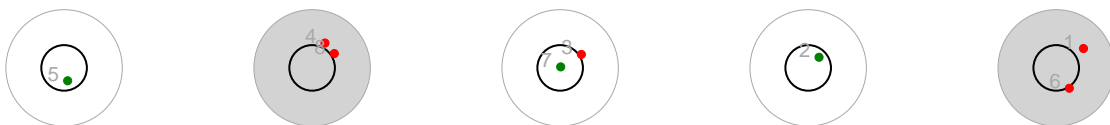
Series: 1 - Prone



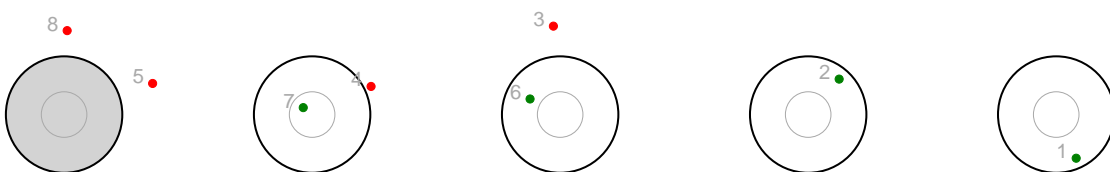
Series: 2 - Standing



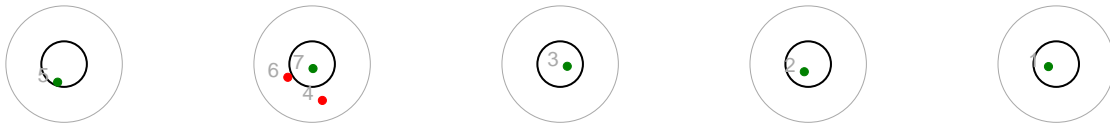
Series: 3 - Prone



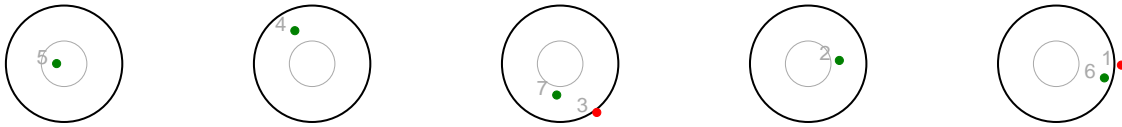
Series: 4 - Standing



Series: 5 - Prone



Series: 6 - Standing



The Biathlon score card presents accurate hit/miss and timing information in the results table. The graphic plot of each series, presents the location of the shots on each of the five targets. Please observe that the accuracy of the plotting has some limitations due to image resolution and/or printer quality. These results are anyway unofficial since only the final output from the timing system can provide complete and correct competition results.